

Gocciolatoi e soglie

Catalogo tecnico
Technical catalogue

europrofili
SISTEMI PER SERRAMENTI

Indice

Europrofili	p. 4
Europrofili	
Sistemi Legno - Alluminio	p. 6
Wood-Aluminium Systems	
Sistemi in Alluminio a Taglio Termico	p. 8
Thermally Broken Aluminium Systems	
Persiane e Scuri in alluminio	p. 10
Aluminium shutters and solid-panel shutters	
Perchè scegliere un prodotto Europrofili	p. 12
Why Choose a Europrofili Product	
I colori	p. 14
Colours	
Soglie Monobattuta	p. 17
Single-rebate Sills	
Soglie Guarnizioni anta	p.20
Sash Gasket Sills	
Soglie Guarnizioni Telaio Cava 3mm	p. 27
Sills 3mm Groove Frame Gasket	
Soglie Guarnizioni Telaio Cava 4mm	p. 35
Sills 4mm Groove Frame Gasket	
Soglie Guarnizioni Telaio V	p. 51
Sills Frame V Gasket	
Soglie Unika 2.0	p. 60
Unika 2.0 sills	
Soglia Meccanica	p. 64
Mechanical Sill	
Gocciolatoi	p. 65
Drip Trays	
Profili Protenzione Battente	p. 96
Sash Protection Profiles	
Grondaie	p. 98
Gutters	
Guarnizioni Accessorie	p. 99
Gaskets for drip trays and sills	
Profili Falsi Telai	p. 103
Subframe Profiles	
Profili per giunzione	p. 109
Joining Profiles	
Profili per cartongesso	p. 111
Drywall Profiles	
Profili Standard	p. 115
Standard Profiles	
Clips Fermavetro	p. 117
Glazing Bead Clips	
Polaris	p. 121
Polaris system with magnetic Gasket	
Guarnizioni Legno	p. 125
Gaskets for wooden frames	

Europrofili

L'Eccellenza di una Storia Italiana

The Excellence of an Italian Story

Dal 1979 Europrofili opera nel settore della componentistica e dei sistemi per serramenti, costruendo nel tempo un percorso fondato su competenza, ricerca e capacità di evolvere insieme al mercato.
Nata con l'obiettivo di offrire soluzioni tecniche affidabili e performanti per il mondo del legno e del legno-alluminio, l'azienda ha progressivamente ampliato la propria offerta, sviluppando sistemi e complementi per il foro finestra capaci di rispondere alle nuove esigenze dell'edilizia e dell'architettura.
Fin dagli esordi, la ricerca di nuove tecniche produttive, affiancata da un servizio qualificato di consulenza e progettazione, ha permesso a Europrofili di sviluppare soluzioni nelle quali funzionalità, prestazioni ed estetica trovano un equilibrio naturale. Un approccio fortemente legato alla cultura del Made in Italy, che si esprime nella cura dei dettagli, nella qualità delle lavorazioni e nella capacità di offrire soluzioni versatili.

Una presenza costruita e consolidata nel tempo, grazie alla quale il marchio Europrofili è oggi riconosciuto non solo in Italia ma anche sui mercati internazionali come una firma prestigiosa nel settore della componentistica per serramenti.

Since 1979, Europrofili has been operating in the field of components and systems for windows and doors, building its expertise over the years on technical know-how, research and the ability to evolve alongside the market.

Founded with the aim of providing reliable, high-performance technical solutions for timber and timber-aluminium windows and doors, the company has progressively expanded its offering, developing systems and components for the entire window and door opening to meet the evolving needs of the building and architectural sectors.From the very beginning, the pursuit of new manufacturing technologies, combined with qualified technical consulting and design support, has enabled Europrofili to develop solutions in which functionality, performance and aesthetics achieve a natural balance. An approach deeply rooted in the culture of Made in Italy, reflected in attention to detail, manufacturing quality and the ability to provide versatile solutions.

A presence built and consolidated over time has made Europrofili a prestigious and recognised name in the window and door components industry, both in Italy and across international markets.

La gamma Europrofili comprende:

The Europrofili range includes:

- Gocciolatoi e soglie *Drip Trays and sills*
- Guarnizioni per infissi in legno *Gaskets for wooden window and door*
- Sistemi legno-alluminio *Wood-Aluminium Systems*
- Sistemi in alluminio a taglio termico *Thermally Broken Aluminium Systems*
- Sistemi legno-bronzo *Wood-Bronze Systems*
- Pannelli per portoncini *Entrance door panels*
- Persiane e scuri in alluminio *Aluminium Shutters*
- Sistemi parapetto *Balustrade systems*

Una storia costruita sull'esperienza dove futuro è la parola d'ordine.

A story built on experience, with the future always at the heart of our vision.



Sistemi Legno - Alluminio

Wood-Aluminium Systems

I sistemi legno-alluminio Europrofili rappresentano la sintesi ideale tra estetica, innovazione e prestazioni. La naturale eleganza del legno, protagonista degli ambienti interni, si unisce alla resistenza dell'alluminio esterno, creando serramenti progettati per garantire comfort, efficienza energetica e durata nel tempo.

La struttura in legno assicura elevate prestazioni di isolamento termico e acustico, contribuendo al benessere abitativo e al risparmio energetico. Il rivestimento esterno in alluminio protegge il serramento dagli agenti atmosferici, riduce gli interventi di manutenzione e preserva nel tempo le caratteristiche estetiche e funzionali del prodotto.

La gamma legno-alluminio Europrofili comprende diverse soluzioni progettuali, studiate per soddisfare differenti esigenze architettoniche e prestazionali. Profili, essenze, finiture e colori possono essere personalizzati per integrarsi perfettamente in contesti residenziali e commerciali, sia di nuova costruzione sia in interventi di riqualificazione.

Ogni modello nasce dall'equilibrio tra ricerca tecnica, qualità costruttiva e cura del dettaglio, offrendo serramenti affidabili, performanti e in grado di valorizzare ogni progetto con soluzioni su misura.

Europrofili wood-aluminium systems represent the ideal combination of aesthetics, innovation, and performance. The natural elegance of wood, enhancing interior spaces, is combined with the strength and durability of external aluminium cladding to create window and door systems designed to deliver outstanding comfort, energy efficiency, and long-lasting reliability.

The timber core provides excellent thermal and acoustic insulation, contributing to superior indoor comfort and significant energy savings. The external aluminium cladding protects the frame from weather exposure, minimizes maintenance requirements, and preserves both the aesthetic appeal and functional performance of the product over time.

The Europrofili wood-aluminium range includes a variety of design solutions developed to meet different architectural and performance requirements. Profiles, timber species, finishes, and colours can all be customized to integrate seamlessly into both residential and commercial projects, whether for new constructions or renovation and refurbishment applications.

Every model is the result of a perfect balance between advanced engineering, superior craftsmanship, and meticulous attention to detail, delivering reliable, high-performance window and door systems that enhance every project with tailored solutions.



Sistemi in Alluminio a Taglio Termico

Thermally Broken Aluminium Systems

L'architettura contemporanea ricerca **spazi sempre più aperti, luminosi ed essenziali.** In questa evoluzione, i sistemi in alluminio assumono un ruolo da protagonisti: profili sempre più minimali, linee pulite e ampie superfici vetrate permettono di lasciare più spazio alla luce e creare una maggiore continuità tra interno ed esterno.

Forte di una lunga esperienza nello sviluppo di **sistemi per serramenti in legno-alluminio**, Europrofili amplia oggi la propria proposta introducendo una gamma di **serramenti in alluminio**, pensata per rispondere alle nuove esigenze progettuali in termini di estetica, prestazioni e versatilità.

Un'evoluzione naturale che arricchisce l'offerta Europrofili e mette a disposizione di serramentisti e progettisti una **gamma ancora più completa di soluzioni per il foro finestra**, capace di interpretare stili, esigenze e progetti differenti.

Contemporary architecture increasingly favours open, light-filled and minimalist spaces. As part of this evolution, aluminium systems are playing an increasingly prominent role: slimmer profiles, clean lines and large glazed surfaces allow more natural light into interiors while creating a stronger sense of continuity between indoor and outdoor spaces.

Building on its extensive experience in the development of wood-aluminium window and door systems, Europrofili is now expanding its offering with a new range of aluminium windows and doors, designed to meet today's architectural requirements in terms of aesthetics, performance and versatility.

A natural evolution that further enhances the Europrofili portfolio, providing window and door manufacturers and design professionals with an even more comprehensive range of solutions for window and door openings, capable of meeting different styles, requirements and project needs.



Persiane e Scuri in alluminio

Aluminium shutters and solid-panel shutters

Da oltre 30 anni Europrofili Group produce persiane e antoni in alluminio. Un know-how consolidato che si traduce in sistemi oscuranti progettati per garantire qualità, affidabilità e durata nel tempo.
Uno degli elementi distintivi della produzione è l'utilizzo di profili realizzati su disegno tecnico di proprietà. Una scelta che consente di controllare ogni dettaglio del profilo estruso, ottenere geometrie specifiche e assicurare precisione negli assemblaggi e standard qualitativi costanti.
Le persiane e gli antoni Europrofili sono realizzati con spessore di 52 mm, per garantire robustezza e stabilità. Per rispondere a differenti esigenze architettoniche, la gamma comprende anche soluzioni con spessori da 16 e 30 mm, tra cui le tipologie padovana e vicentina, capaci di reinterpretare la tradizione attraverso materiali e tecnologie contemporanee.
Con oltre 30 modelli disponibili, nelle configurazioni a telaio o a cardine, Europrofili offre un'ampia possibilità di scelta per inserirsi con coerenza sia in contesti architettonici tradizionali sia in progetti più moderni.

For over 30 years, Europrofili Group has been manufacturing aluminium shutters and solid-panel shutters, building extensive expertise in the development of shading systems designed to ensure quality, reliability and long-lasting performance.
One of the key features of Europrofili's production is the use of profiles manufactured according to proprietary technical designs. This approach allows every detail of the extruded profile to be carefully controlled, ensuring specific geometries, precise assembly and consistently high quality standards.
Europrofili shutters and solid-panel shutters are manufactured with a 52 mm profile depth, providing strength and structural stability. To meet different architectural requirements, the range also includes 16 mm and 30 mm solutions, such as the traditional Padovana and Vicentina styles, which reinterpret traditional designs through contemporary materials and technologies.
With over 30 models available, in both framed and hinge-mounted configurations, Europrofili offers a wide range of solutions suitable for both traditional architectural settings and more contemporary projects.

Grande attenzione viene riservata anche alle lavorazioni. Le saldature sono eseguite su tagli di profili non sublimati, mentre la foratura diretta dei montanti, in alternativa al sistema pretranciato, permette di ottenere assemblaggi precisi e strutturalmente solidi.
Anche la verniciatura viene gestita internamente, consentendo un controllo diretto sulla qualità delle finiture e sull'uniformità cromatica. La cura del prodotto prosegue fino ai dettagli: accessori, tappi e guarnizioni vengono coordinati nel colore per ottenere un risultato finale pulito e armonioso.

Scegliere una persiana Europrofili significa affidarsi a un prodotto nel quale esperienza, progettazione e controllo della produzione si incontrano per offrire una soluzione capace di coniugare protezione, funzionalità ed estetica nel tempo.

Great attention is also paid to every stage of the manufacturing process. Welding is carried out on non-sublimated profile sections, while the uprights are drilled directly rather than using a pre-punched system, ensuring precise assembly and greater structural strength.
Powder coating is also carried out in-house, allowing direct control over finish quality and colour consistency. Attention to detail extends to every component: accessories, end caps and gaskets are colour-coordinated to achieve a clean, harmonious and carefully finished result.
Choosing an Europrofili shutter means choosing a product where experience, engineering expertise and direct control over the manufacturing process come together to provide a solution that combines protection, functionality and aesthetics for years to come.



Perché scegliere un Prodotto Europrofili

Why Choose a Europrofili Product

Scegliere un prodotto Europrofili significa affidarsi a un'azienda che da oltre quarant'anni interpreta l'evoluzione del serramento con competenza, visione tecnica e sensibilità estetica. Ogni soluzione nasce dall'equilibrio tra esperienza artigianale e tecnologia industriale, con l'obiettivo di offrire componenti affidabili, performanti e capaci di valorizzare ogni progetto architettonico.

Europrofili non fornisce semplicemente prodotti, ma soluzioni studiate per durare nel tempo, migliorare le prestazioni dell'infisso e garantire un risultato finale di alto livello.

Choosing a Europrofili product means relying on a company that, for over forty years, has interpreted the evolution of window and door systems with expertise, technical vision, and aesthetic sensitivity. Every solution is born from the balance between craftsmanship and industrial technology, with the goal of offering reliable, high-performance components capable of enhancing any architectural project.

Europrofili does not simply supply products, but carefully developed solutions designed to last over time, improve the performance of window and door frames, and ensure a high-quality final result.

Ricerca e Innovazione | Research and Innovation



La ricerca e l'innovazione rappresentano il motore dello sviluppo tecnologico di Europrofili. L'azienda investe costantemente nell'ingegnerizzazione di nuovi sistemi e nell'ottimizzazione di quelli esistenti attraverso attività di progettazione avanzata, prototipazione e test di laboratorio mirati alla verifica delle prestazioni.

Research and innovation are the driving forces behind Europrofili's technological development. The company continuously invests in the engineering of new systems and in the optimization of existing ones through advanced design activities, prototyping, and laboratory testing aimed at verifying performance.

Ecologia e Alluminio | Sustainability and Aluminium



La sostenibilità è un valore concreto. L'alluminio, materiale centrale in molti prodotti e sistemi Europrofili, è resistente, durevole e completamente riciclabile, caratteristiche che lo rendono una scelta responsabile e sostenibile. La lunga durata dei materiali e la possibilità di riciclo contribuiscono a ridurre l'impatto ambientale nel ciclo di vita del prodotto.

Sustainability is a tangible value. Aluminum, a core material in many Europrofili products and systems, is strong, durable, and fully recyclable, characteristics that make it a responsible and sustainable choice. The long lifespan of the materials and their recyclability help reduce the environmental impact throughout the product's life cycle.

Progettazione e Design | Engineering and Design



Europrofili affianca i propri clienti con un servizio di consulenza e progettazione dedicato, supportando studi tecnici, serramentisti e progettisti nella scelta delle soluzioni più adatte. L'attenzione al design, rigorosamente Made in Italy, si traduce in profili curati nei dettagli, finiture ricercate e soluzioni capaci di integrarsi armoniosamente in contesti classici e contemporanei.

Europrofili supports its clients with a dedicated consulting and design service, assisting technical studios, windows and doors manufacturers, and designers in selecting the most suitable solutions. Attention to design, rigorously Made in Italy, is reflected in carefully detailed profiles, refined finishes, and solutions capable of integrating harmoniously into both classic and contemporary settings.

Servizio Clienti | Customer Service



Il rapporto con il cliente è un elemento distintivo dell'identità Europrofili. L'azienda garantisce un'assistenza puntuale e professionale in ogni fase: dalla consulenza iniziale alla progettazione, dalla produzione fino al post-vendita. Competenza tecnica, disponibilità e rapidità di risposta permettono di costruire partnership solide e durature, basate sulla fiducia e sulla collaborazione.

The relationship with the customer is a defining element of Europrofili's identity. The company ensures timely and professional support at every stage: from initial consultation and design to production and after-sales service. Technical expertise, availability, and responsiveness make it possible to build strong and lasting partnerships based on trust and collaboration.

Garanzia | Warranty



La qualità dei materiali, il controllo accurato dei processi produttivi e l'esperienza maturata nel settore permettono a Europrofili di offrire prodotti affidabili e garantiti. La garanzia rappresenta l'impegno concreto dell'azienda verso standard elevati e continuità delle prestazioni nel tempo, assicurando al cliente tranquillità e sicurezza nel proprio investimento.

The quality of the materials, the careful control of production processes, and the experience gained in the industry allow Europrofili to offer reliable, guaranteed products. The warranty represents the company's concrete commitment to high standards and consistent performance over time, ensuring customers peace of mind and confidence in their investment.

I colori
Colors

Soluzioni cromatiche che completano il design degli accessori
Color solutions that complement the design of accessories



I colori degli accessori per serramenti rappresentano un dettaglio capace di valorizzare l'intero progetto. Non sono solo una scelta estetica, ma un elemento che completa e armonizza porte e finestre con lo stile degli ambienti. In questa sezione presentiamo le diverse finiture e soluzioni cromatiche pensate per esaltare ogni dettaglio con equilibrio e coerenza.

The colors of window and door accessories are a detail that can enhance the entire project. They're not just an aesthetic choice, but a complement that complements and harmonizes doors and windows with the style of the rooms. In this section, we present the various finishes and color solutions designed to enhance every detail with balance and coherence.





01 - OX ARGENTO ANODIZZATO

01 - Silver



02 - BRONZO CHIARO VERNICIATO

02 - Light Bronze Painted



08 - BRONZO MEDIO VERNICIATO

08 - Medium Bronze Painted



03 - BRONZO SCURO VERNICIATO

03 - Dark Bronze Painted



04 - NERO VERNICIATO

04 - Black Painted

* I colori riprodotti in questa brochure sono puramente indicativi. A causa delle differenze nei processi di stampa e nella visualizzazione su schermi digitali, le tonalità reali dei prodotti potrebbero variare leggermente.

The colors reproduced in this brochure are for illustrative purposes only. Due to differences in printing processes and display on digital screens, the actual shades of the products may vary slightly.

SOGLIE

Sills

AL.1840*

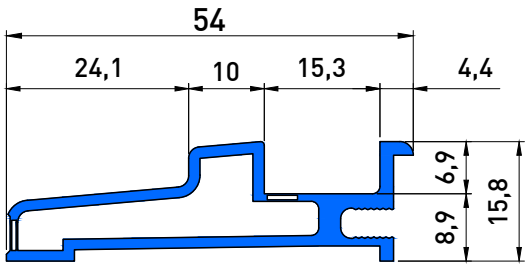

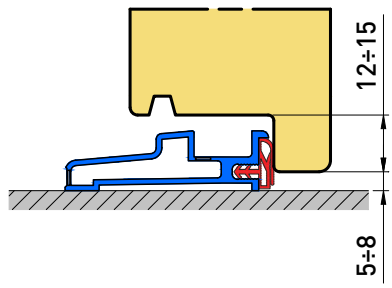

AL.1350*

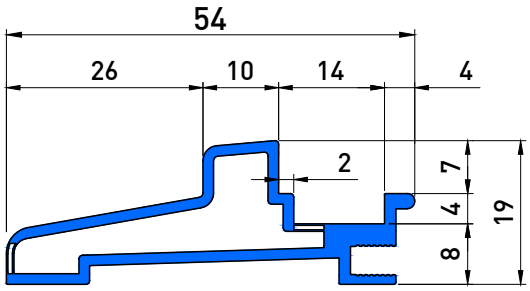

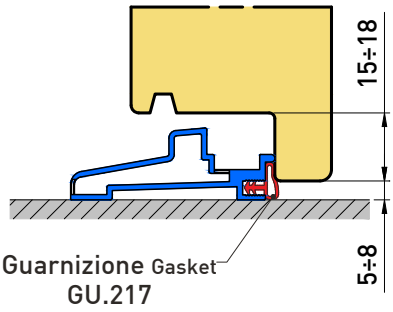

AL.2180

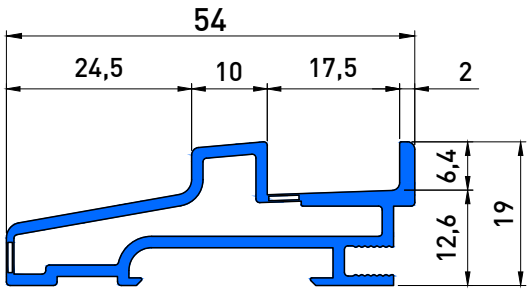

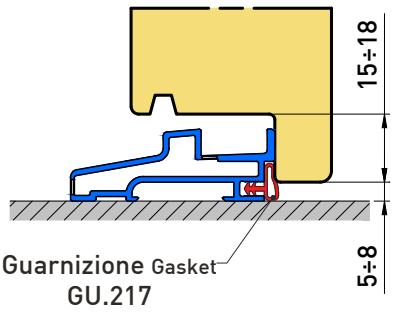

AL.1260

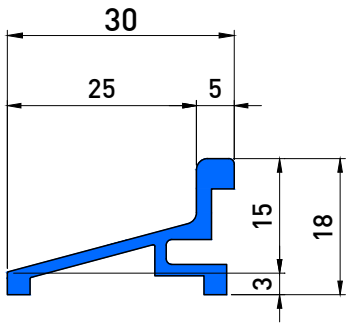

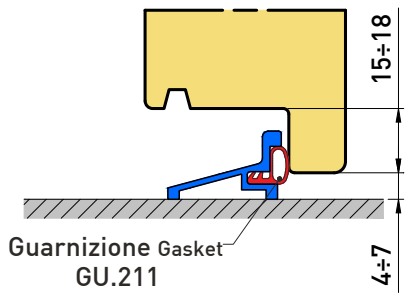

SOGLIE MONOBATTUTA SINGLE BEAT SILLS

AT.9700 (soglia portoncini)

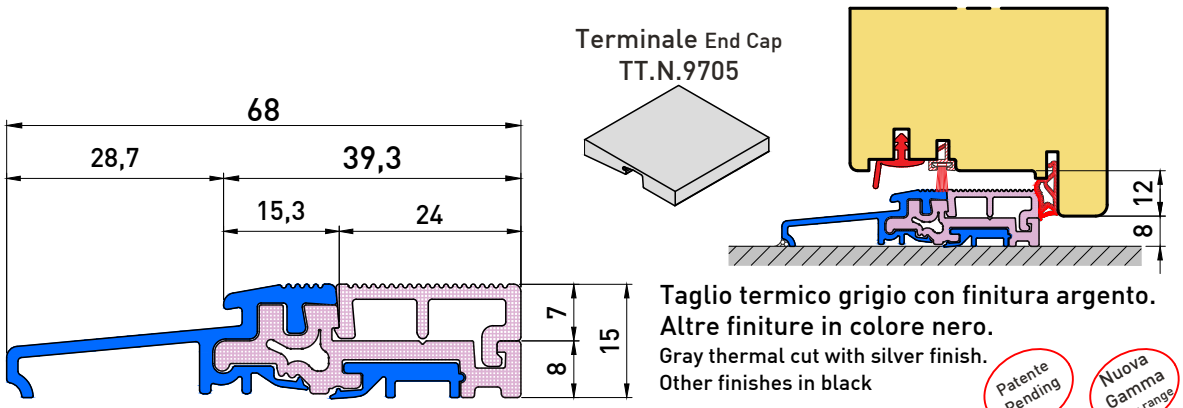

Taglio termico grigio con finitura argento.
Altre finiture in colore nero.
Gray thermal cut with silver finish.
Other finishes in black

Patente Pending

Nuova Gamma New range

AT.9710 (soglia portoncini)

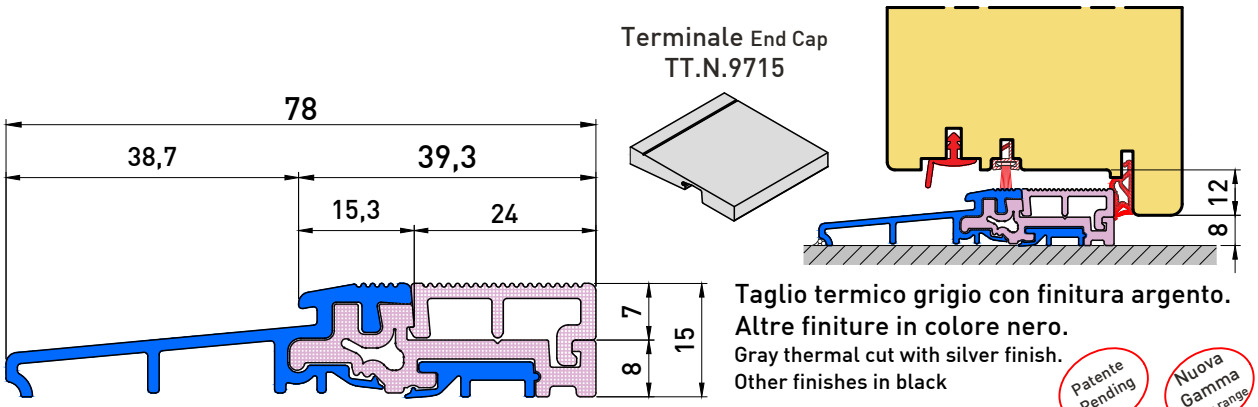

Taglio termico grigio con finitura argento.
Altre finiture in colore nero.
Gray thermal cut with silver finish.
Other finishes in black

Patente Pending

Nuova Gamma New range

AT.9720 (soglia portoncini)

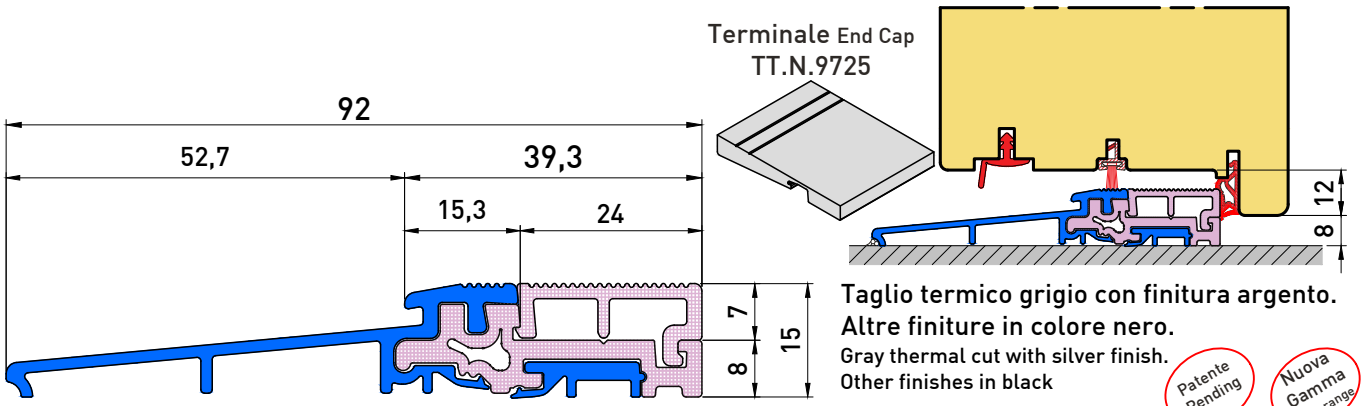

Taglio termico grigio con finitura argento.
Altre finiture in colore nero.
Gray thermal cut with silver finish.
Other finishes in black

Patente Pending

Nuova Gamma New range

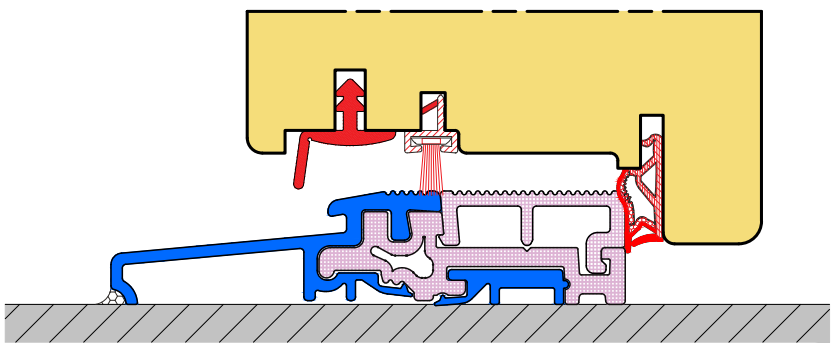

*Ad esaurimento *Running out of stock*

SOGLIE (guarnizione anta) SASH GASKET SILLS - Battuta 22-23-23,5-25 BEAT

39002990*

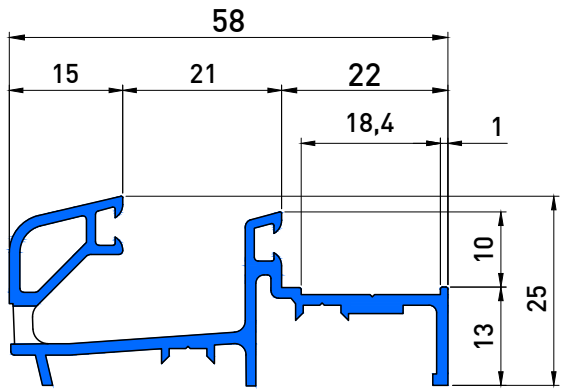

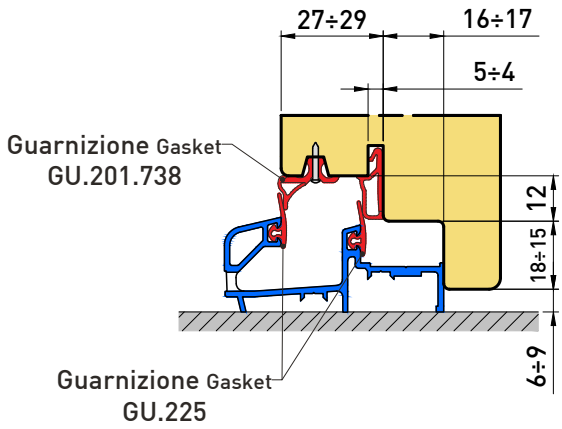

AL.3770*

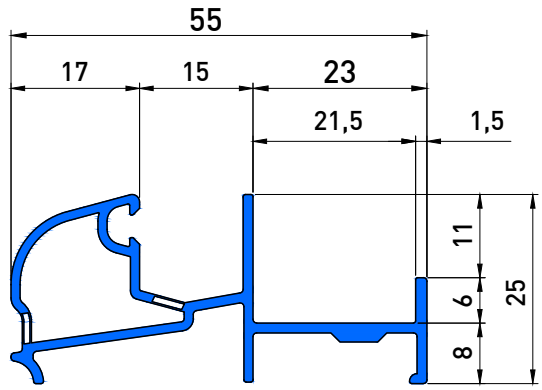

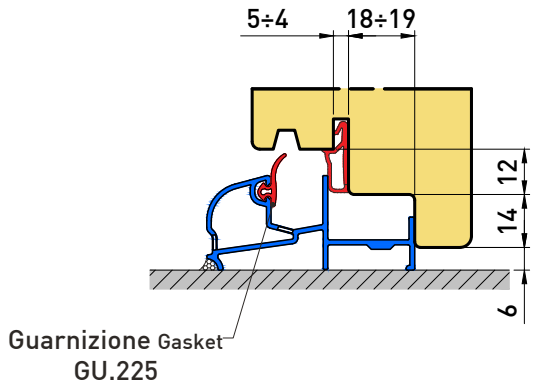

AL.1920*

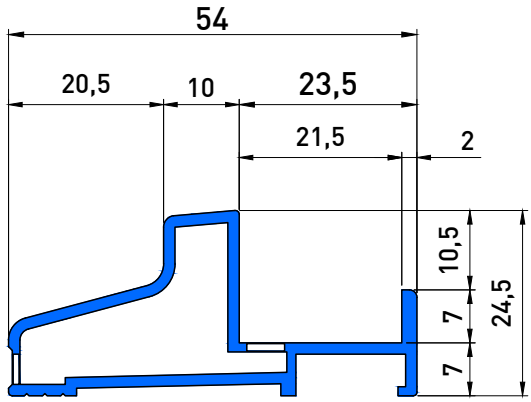

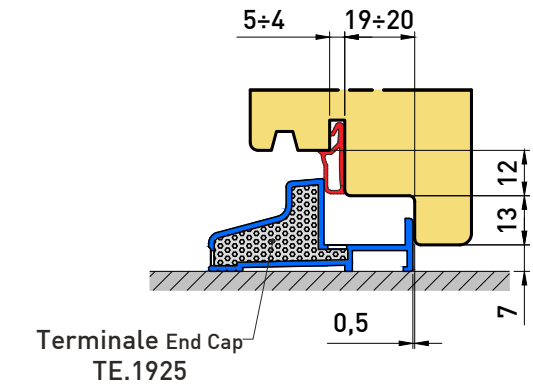

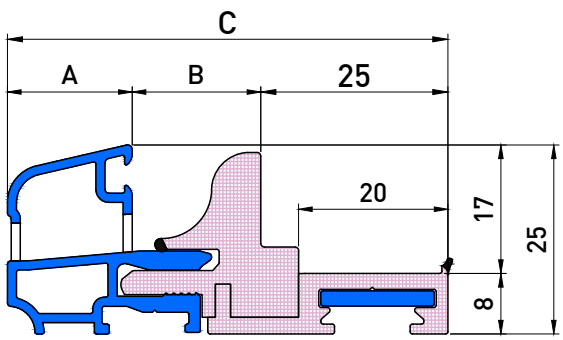

CODICE	A	B	C
A2319558	16,5	16,5	**58**
° B2319567	18,5	23,5	**67**
D2319567	25,5	16,5	**67**
D2319568	25,5	17,5	**68**
E2319568	21,5	21,5	**68**

Guarnizione accessoria: GU.225
Accessory gasket: GU.225

° Terminale disponibile 43704057.12 per la dimensione (A) 18,5 mm
End cap available for (A) 18.5 mm dimension

SOGLIE (guarnizione anta) SASH GASKET SILLS - Battuta 25,5-26 BEAT

AL.1600 (39001670)

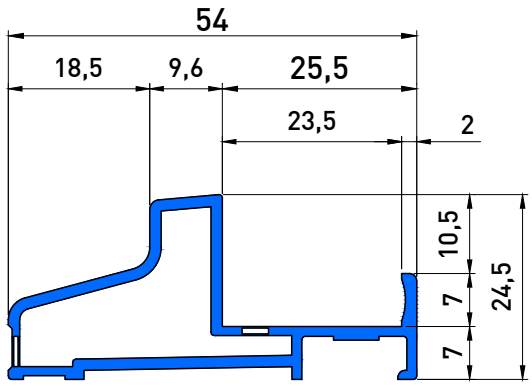

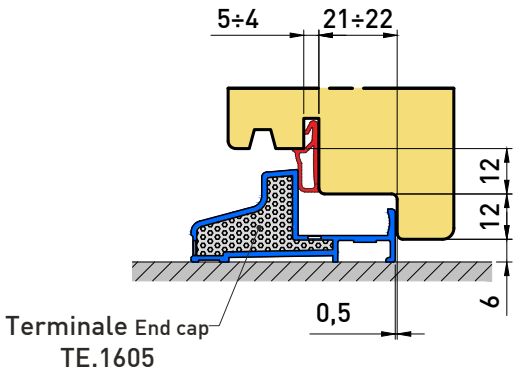

AL.2100

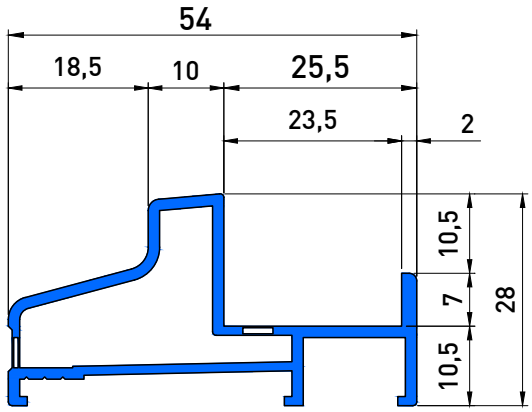

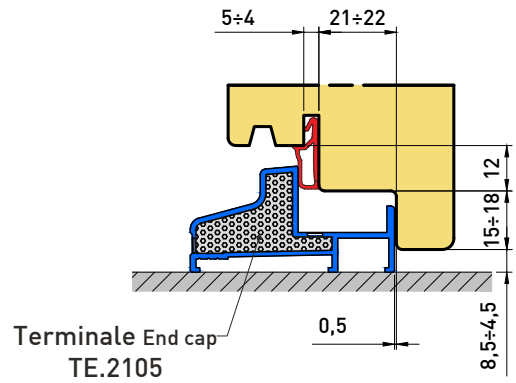

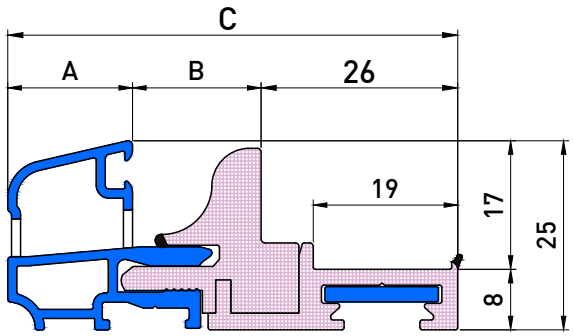

CODICE	A	B	C
A2321060	16,5	17,5	**60**
A2321062	16,5	19,5	**62**
D2321068	25,5	16,5	**68**
E2321068	21,5	20,5	**68**
D2321070	25,5	18,5	**70**

Guarnizione accessoria: GU.225
Accessory gasket: GU.225

AL.3090 (39002790)

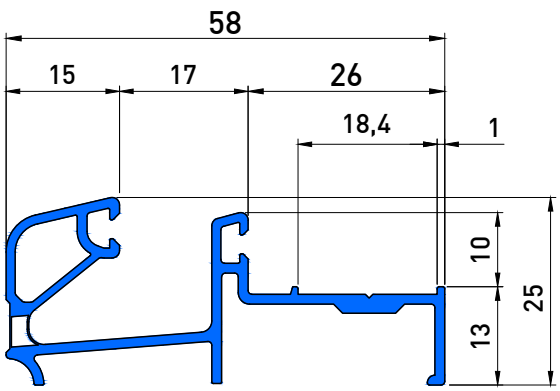

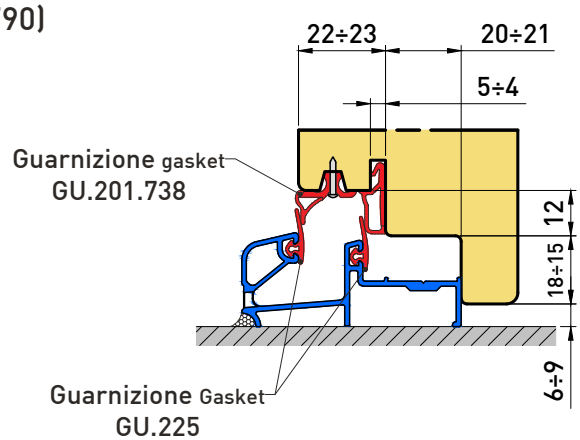

*Ad esaurimento *Running out of stock*

39003660

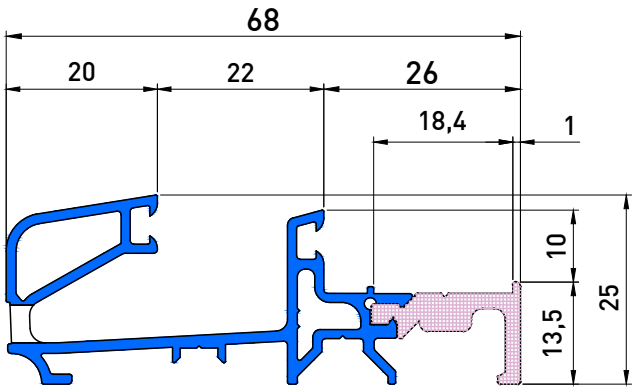

Intercambiabile con AL.3100 (Interchangeable)

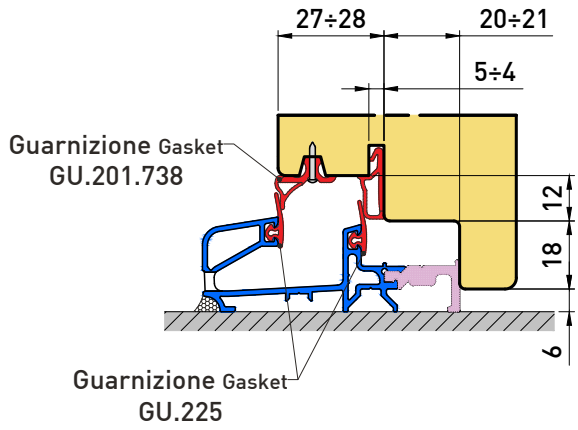

AL.3100

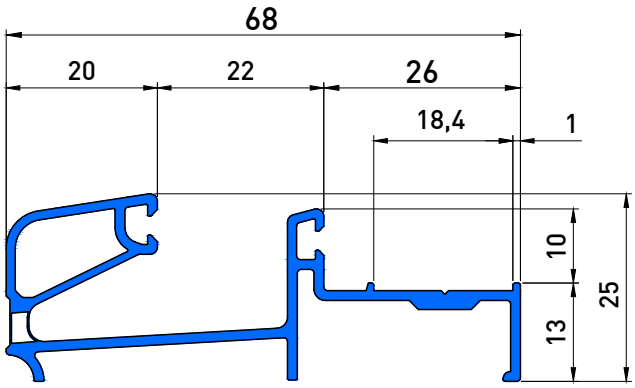

Intercambiabile con 39003660 (Interchangeable)

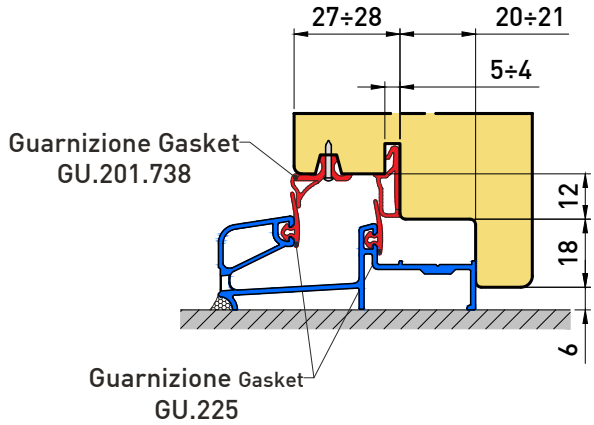

CODICE	A	B	C
° B2322567	18,5	21	**67**
C2322567	20,5	19,5	**67**
A4322568	17	23,5	**68**
° B2322568	18,5	22	**68**
C2322568	20,5	20,5	**68**
C2322569	20,5	21,5	**69**

Guarnizione accessoria: GU.225
Accessory gasket: GU.225

° Terminale disponibile 43704057.12 per la dimensione (A) 18,5 mm
End cap available for (A) 18.5 mm dimension

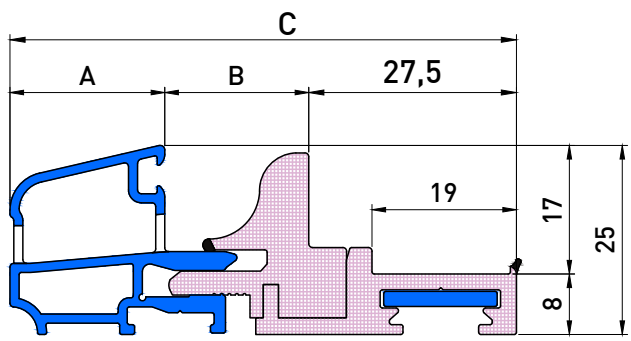

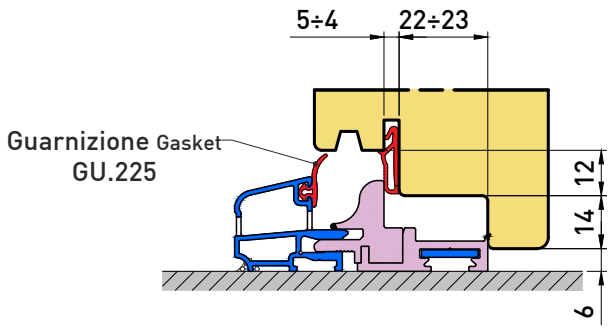

SOGLIE (guarnizione anta) SASH GASKET SILLS - Battuta 30 BEAT

CODICE	A	B	C
○ B2324068	18,5	20,5	**68**

Guarnizione accessoria: GU.225
Accessory gasket: GU.225

° Terminale disponibile 43704057.12 per la dimensione (A) 18,5 mm
End cap available for (A) 18.5 mm dimension

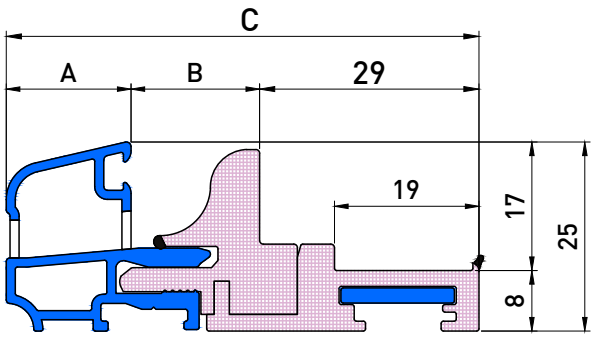

AT.8610

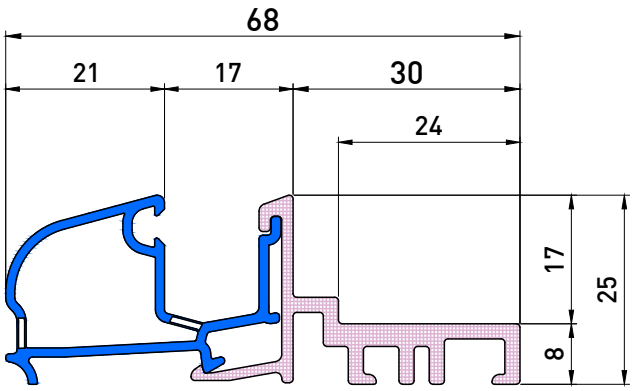

Intercambiabile con AL.3890 (Interchangeable)

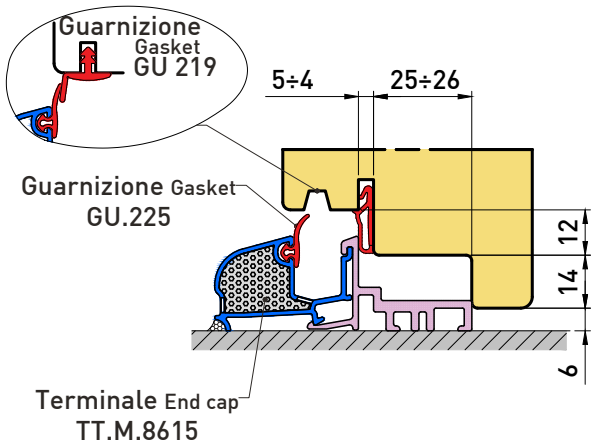

AT.8810.N

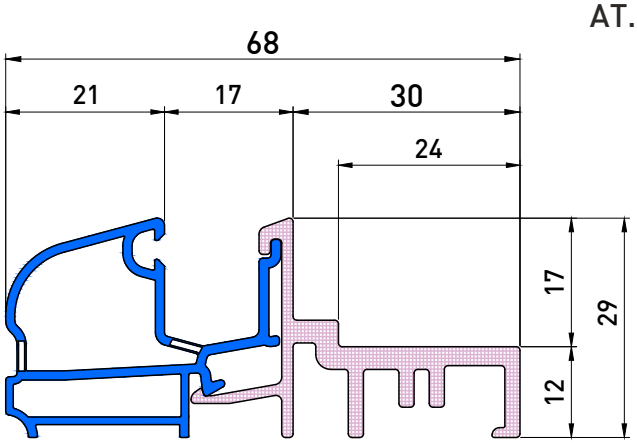

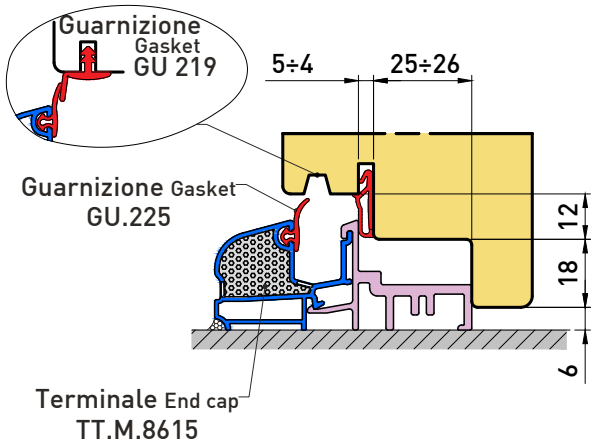

AL.3890

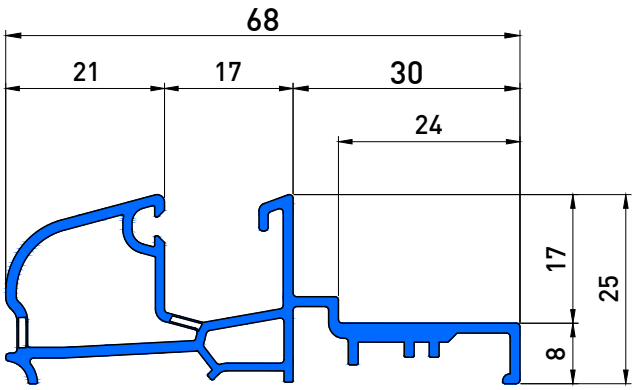

Intercambiabile con AT.8610 (Interchangeable)

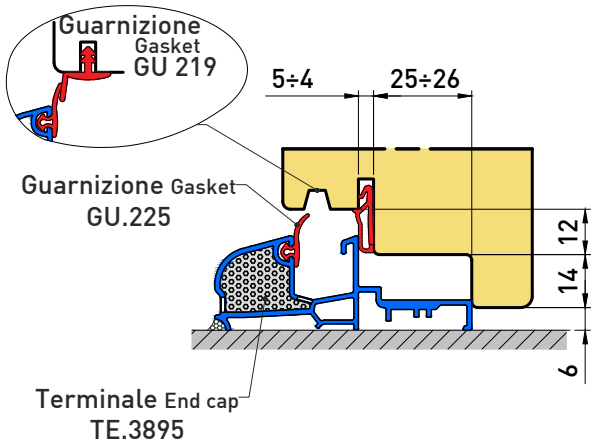

AT.8940.N

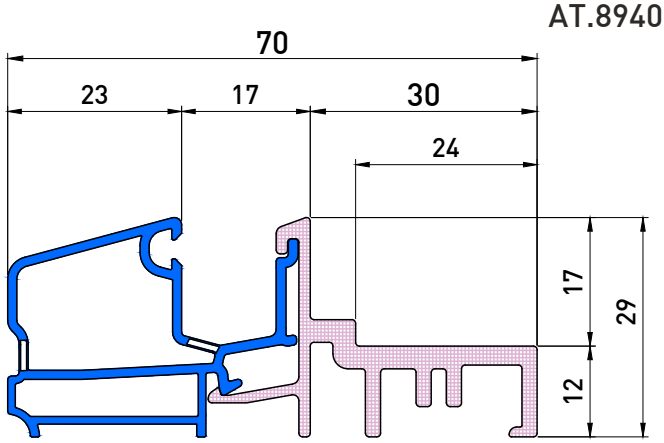

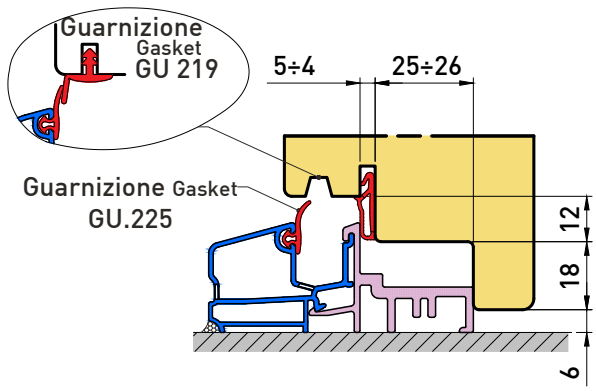

CODICE	A	B	C
A2325564	16,5	17	**64**
A2325566	16,5	19	**66**
C2325567	20,5	16	**67**
C2325568	20,5	17	**68**
A4325569	17	21,5	**69**
°B2325569	18,5	20	**69**
C2325569	20,5	18	**69**
D2325571	25,5	15	**71**
D2325575	25,5	19	**75**
°B4325578	18,5	29	**78**
C4325578	20,5	27	**78**
°B4325579	18,5	30	**79**
C4325579	20,5	28	**79**
°B4325580	18,5	31	**80**
C4325580	20,5	29	**80**

Guarnizione accessoria: GU.225
Accessory gasket: GU.225

° Terminale disponibile 43704057.12 per la dimensione (A) 18,5 mm
End cap available for (A) 18.5 mm dimension

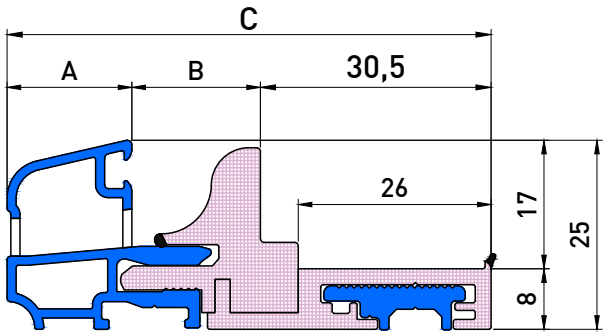

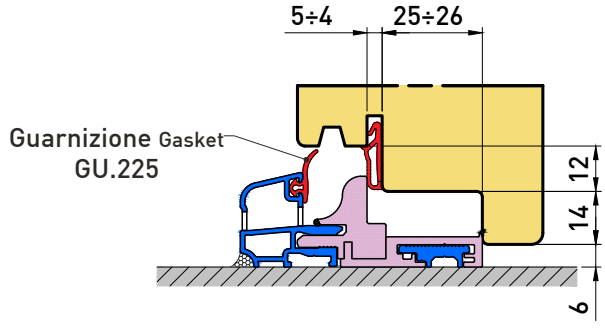

SOGLIE (guarnizione anta) SASH GASKET SILLS - Battuta 31-32,5 BEAT

39003460

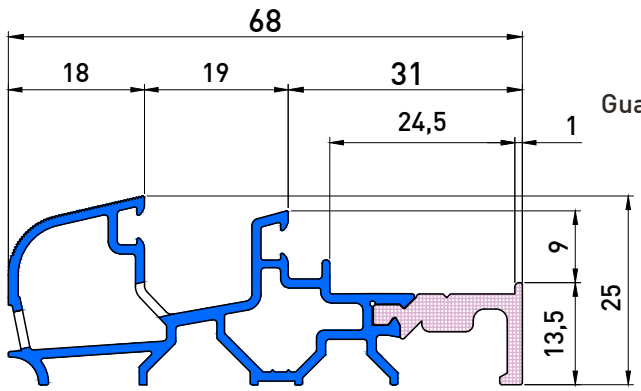

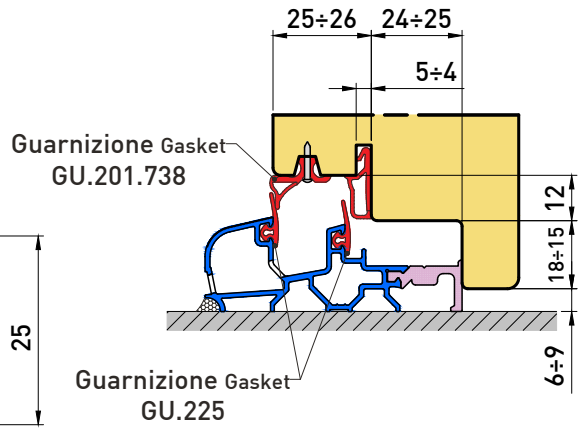

CODICE	A	B	C
A2327566	16,5	17	**66**
A2327567	16,5	18	**67**
A2327568	16,5	19	**68**
C2327569	20,5	16	**69**
C2327570	20,5	17	**70**
D2327577	25,5	19	**77**
○ B4327580	18,5	29	**80**
C4327580	20,5	27	**80**

Guarnizione accessoria: GU.225
Accessory gasket: GU.225

° Terminale disponibile 43704057.12 per la dimensione (A) 18,5 mm
End cap available for (A) 18.5 mm dimension

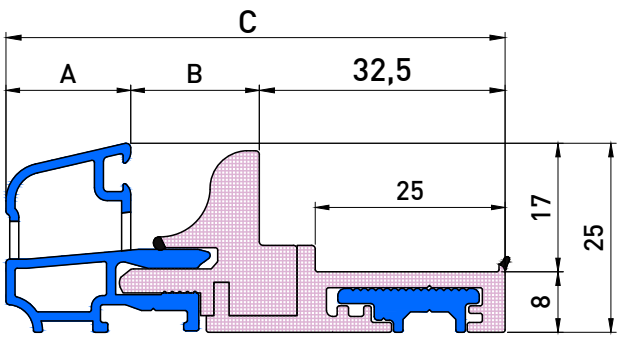

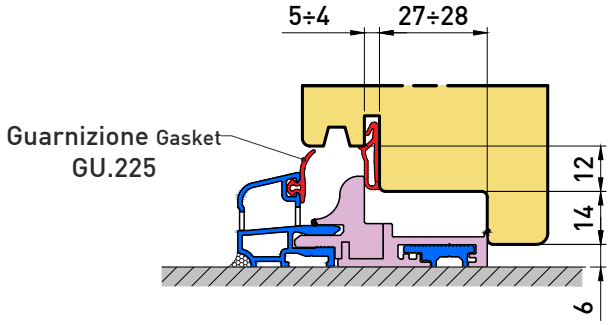

C2333078

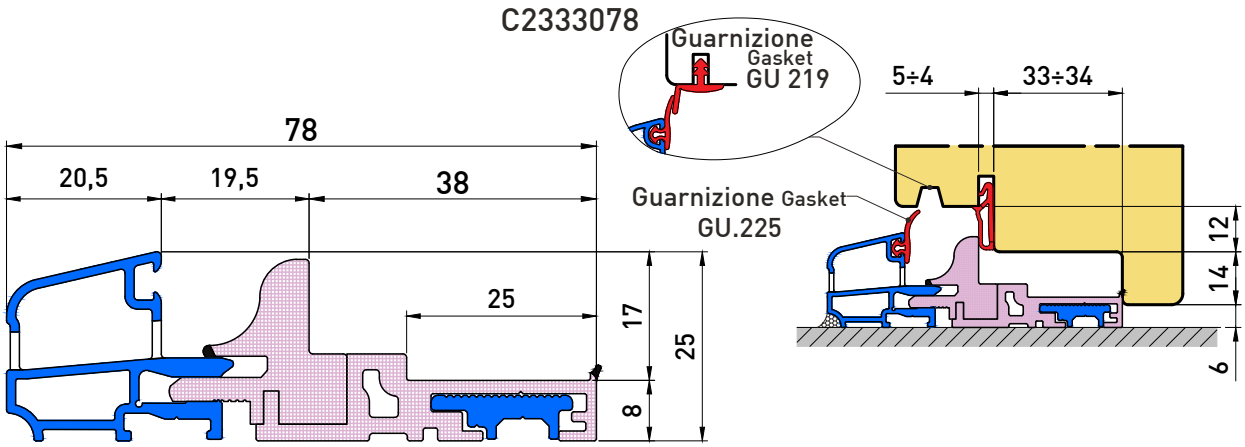

E4335092

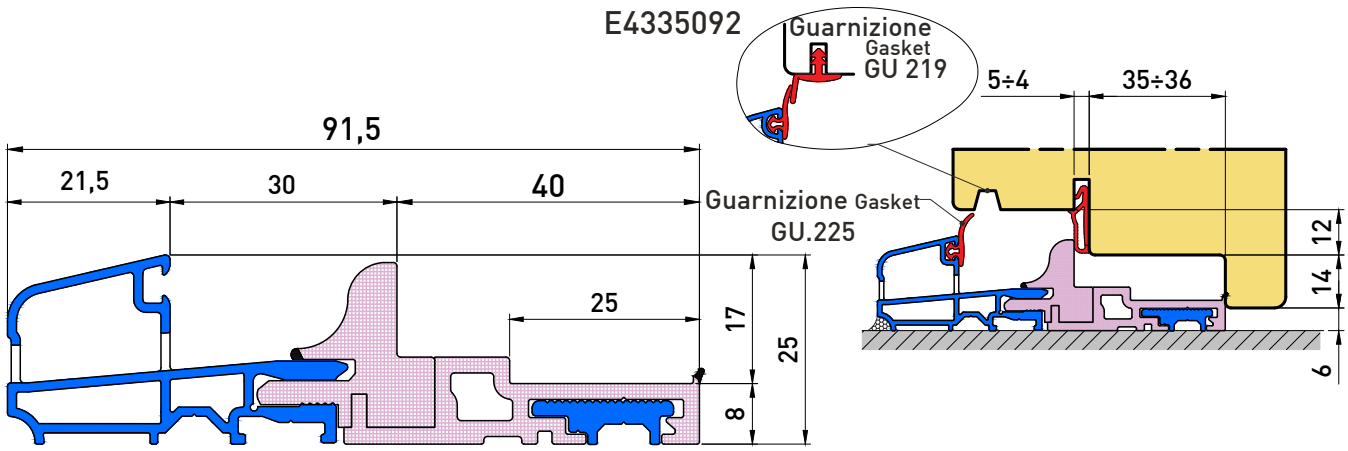

CODICE	A	B	C
° B4337590	18,5	29	**90**
° B4337591	18,5	30	**91**
C4337591	20,5	28	**91**
° B4337592	18,5	31	**92**

Guarnizione accessoria: GU.225
Accessory gasket: GU.225

° Terminale disponibile 43704057.12 per la dimensione (A) 18,5 mm
End cap available for (A) 18.5 mm dimension

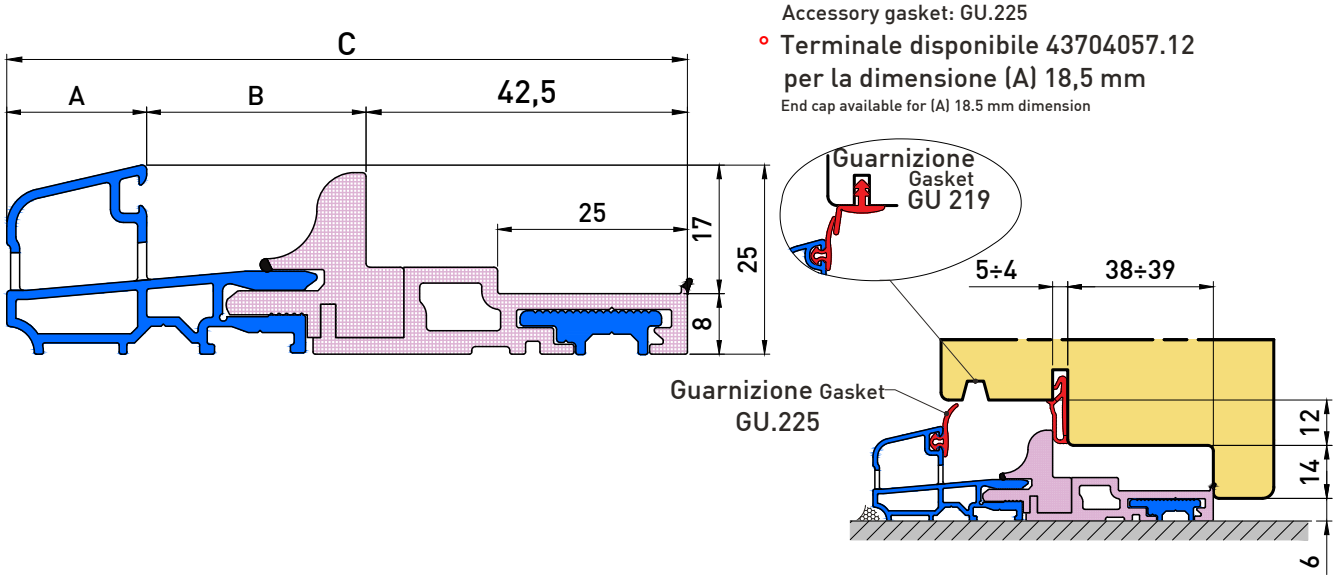

SOGLIE (guarnizione cava 3) SILLS (3MM GROOVE) - Battuta 26-27,5-30,5-31,5 BEAT

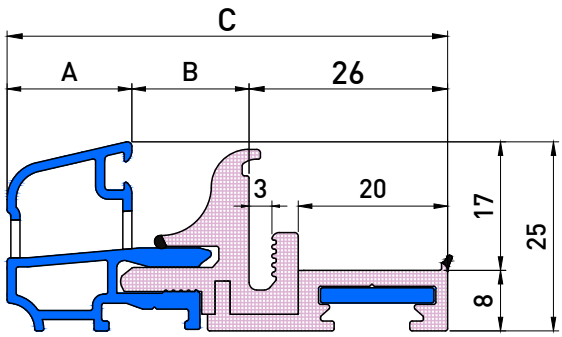

CODICE	A	B	C
A2219558	16,5	15,5	**58**
C2219562	20,5	15,5	**62**
E2219568	21,5	20,5	**68**

Guarnizione accessoria: GU.225
Accessory gasket: GU.225

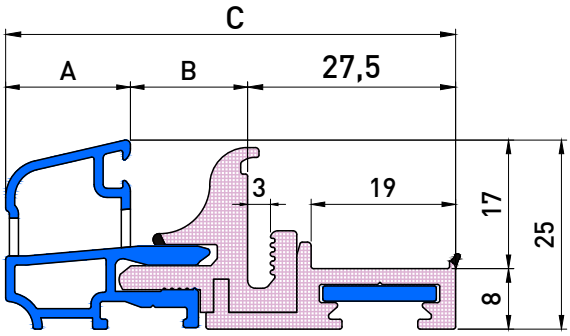

CODICE	A	B	C
A2221060	16,5	16	**60**
C2221062	20,5	14,5	**62,5**
° B2221068	18,5	22	**68**
° B6221069	18,5	23	**69**

Guarnizione accessoria: GU.225
Accessory gasket: GU.225

° Terminale disponibile 43704057.12 per la dimensione (A) 18,5 mm
End cap available for (A) 18.5 mm dimension

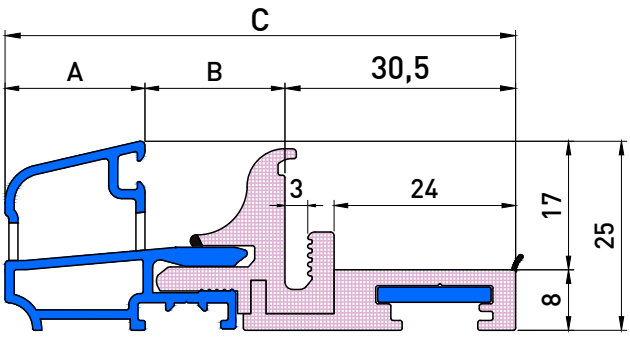

CODICE	A	B	C
° B2224068	18,5	19	**68**
° B2224069	18,5	20	**69**
C2224069	20,5	18,5	**70**

Guarnizione accessoria: GU.225
Accessory gasket: GU.225

° Terminale disponibile 43704057.12 per la dimensione (A) 18,5 mm
End cap available for (A) 18.5 mm dimension

AT.9010.N

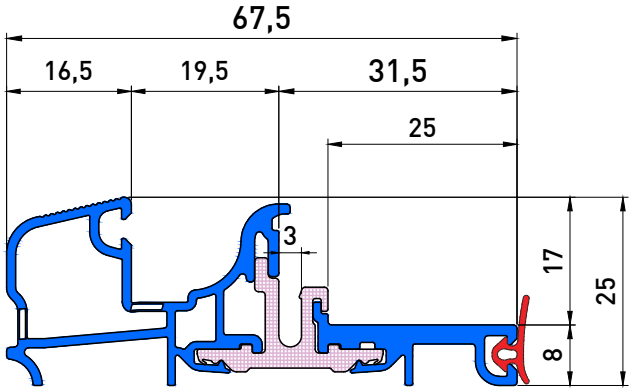

Intercambiabile con A2225568 e AL.4050 (Interchangeable)

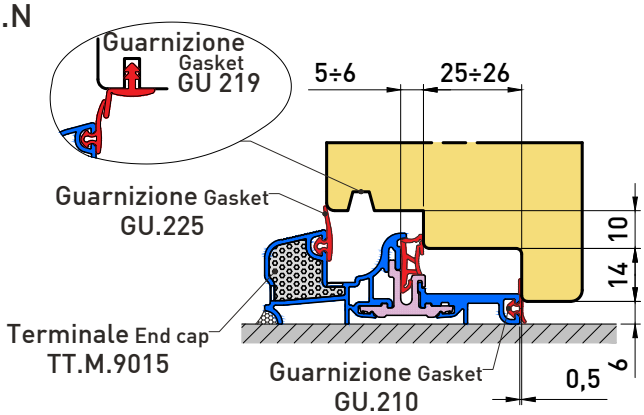

AL.4050

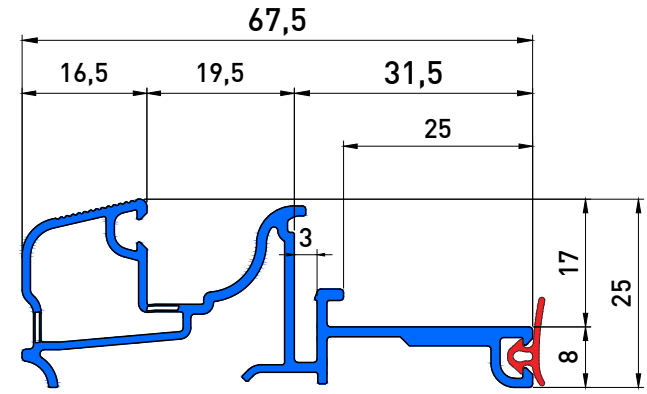

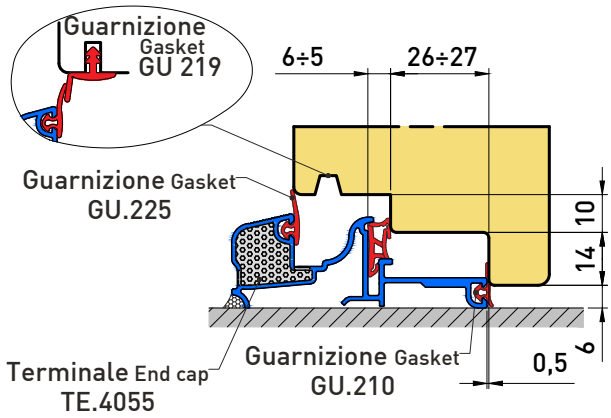

Intercambiabile con AT.9010 e A2225568 (Interchangeable)

AT.9150

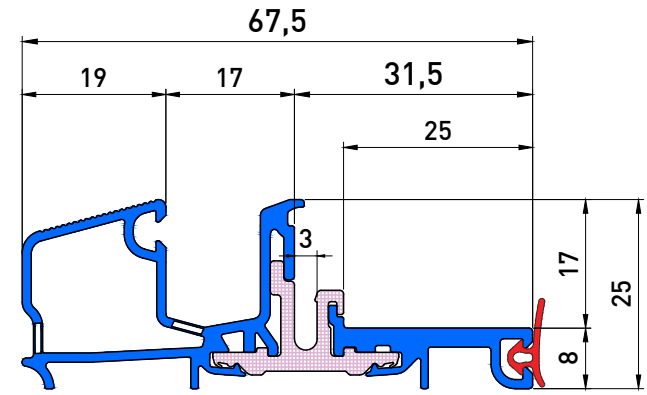

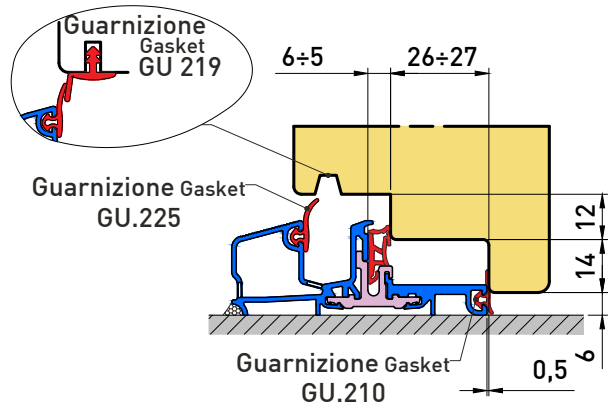

CODICE	A	B	C
A2225568	16,5	19,5	**68**
○ B2225569	18,5	18,5	**69**
A4225571	17	22	**71**
○ B4225578	18,5	27,5	**78**

Guarnizione accessoria: GU.225
Accessory gasket: GU.225

° Terminale disponibile 43704057.12 per la dimensione (A) 18,5 mm
End cap available for (A) 18.5 mm dimension

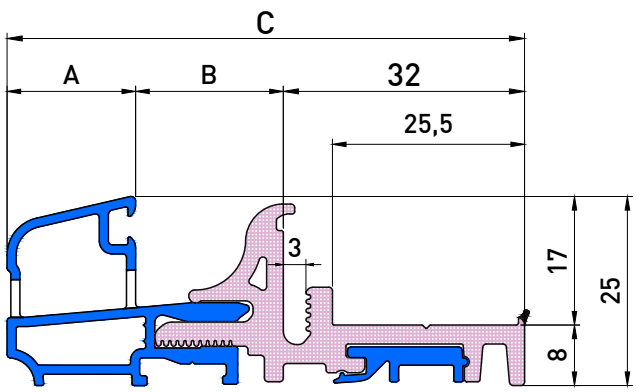

Intercambiabile con AT.9010, A2225568 e AL.4050 (Interchangeable)

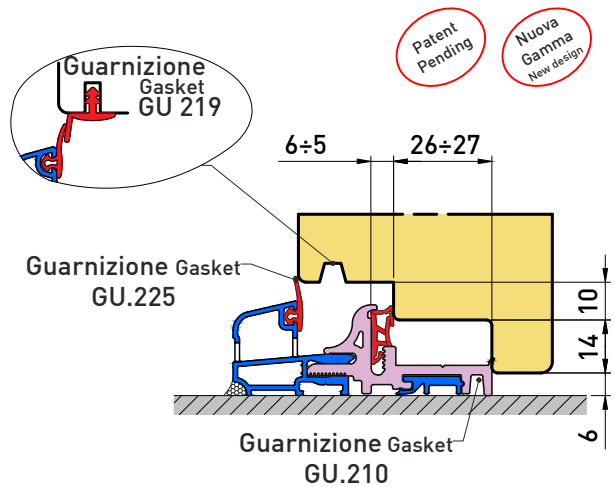

SOGLIE (guarnizione cava 3) SILLS (3MM GROOVE) - Battuta 31,5-32 BEAT

AT.9020.N

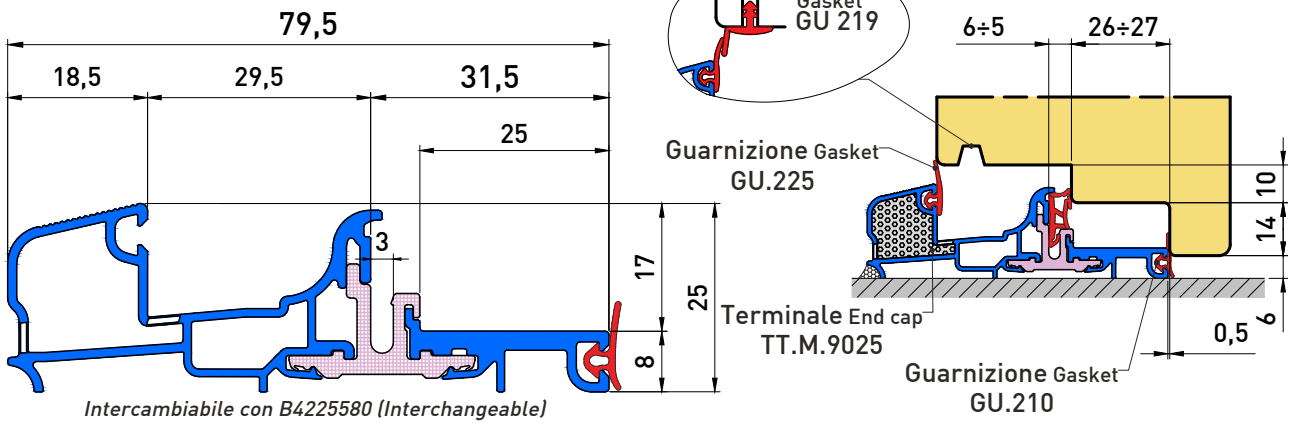

Intercambiabile con B4225580 (Interchangeable)

B4225580

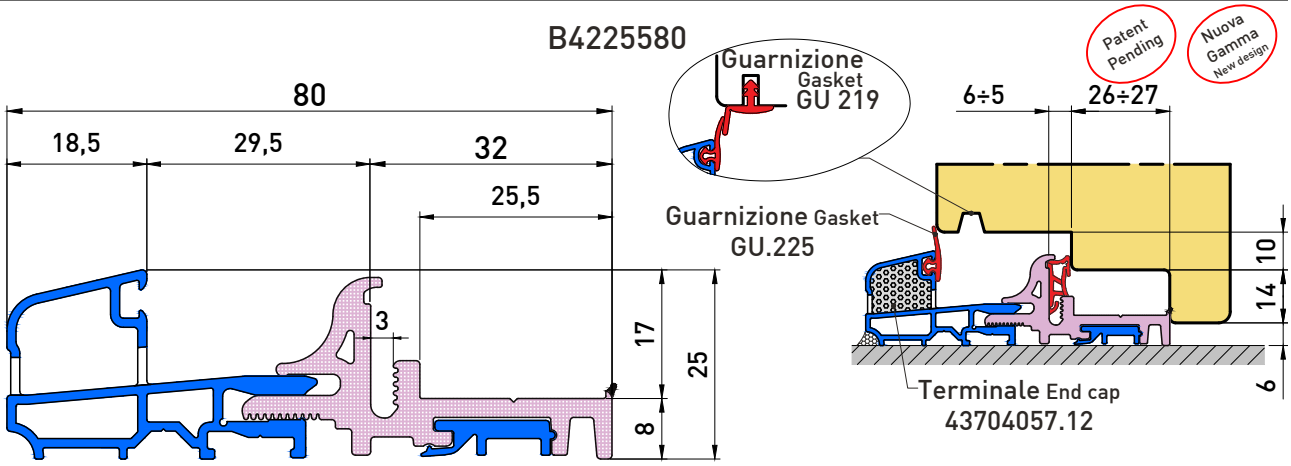

Intercambiabile con AT.9020 (Interchangeable)

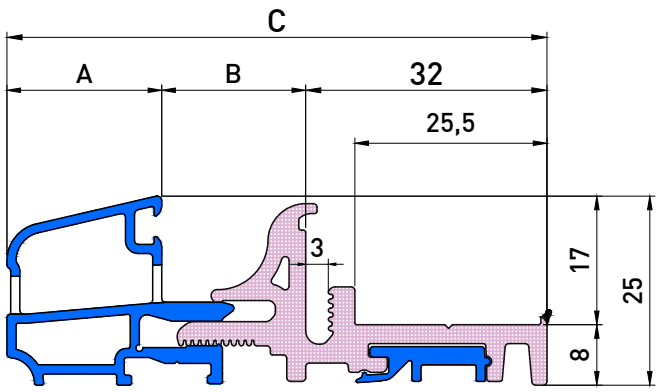

CODICE	A	B	C
C2225568	20,5	15,5	**68**
C2225570	20,5	17,5	**70**
E6225592	21	39	**92**

Guarnizione accessoria: GU.225
Accessory gasket: GU.225

Nuova Gamma New design
Patent Pending

AT.9080*

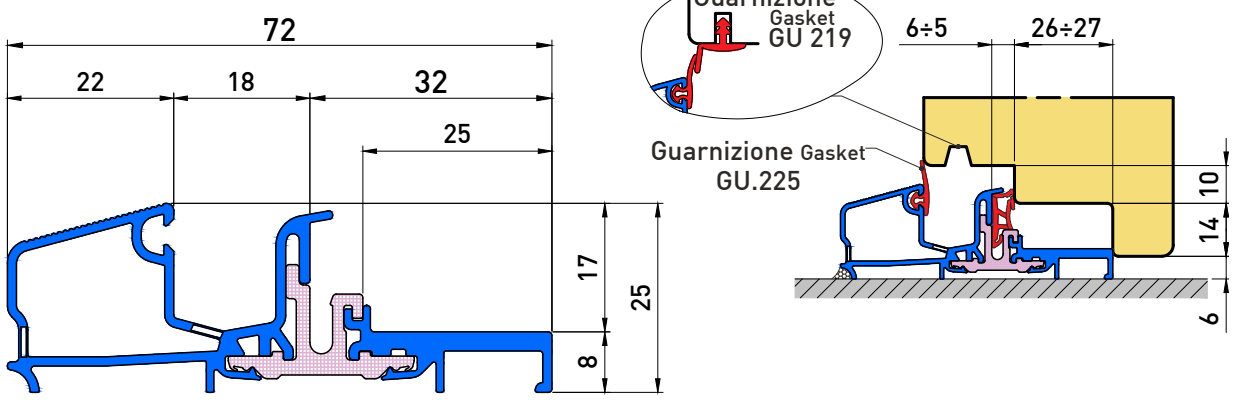

*Ad esaurimento *Running out of stock*

AT.8950*

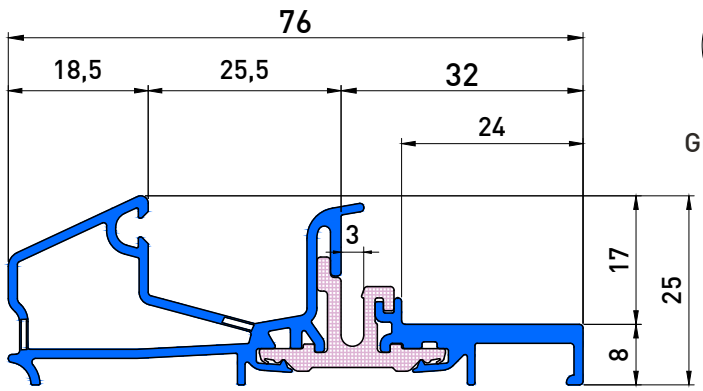

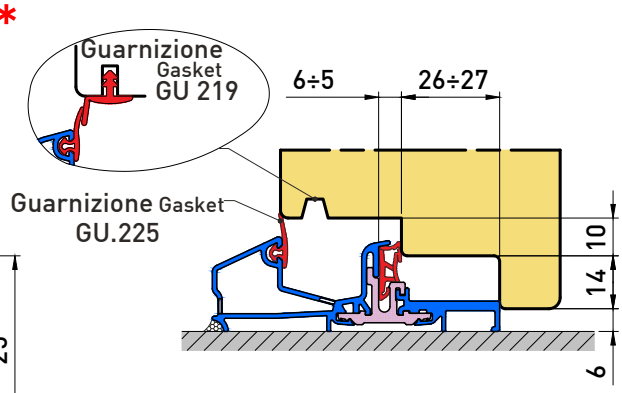

AT.8960

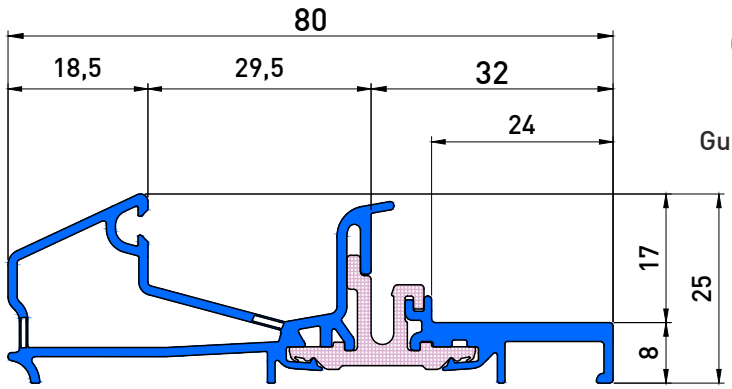

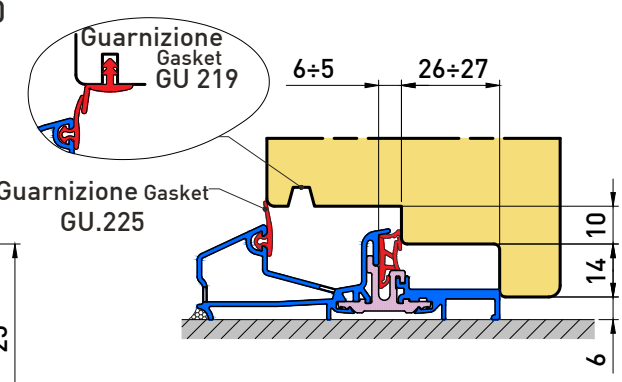

C4227579

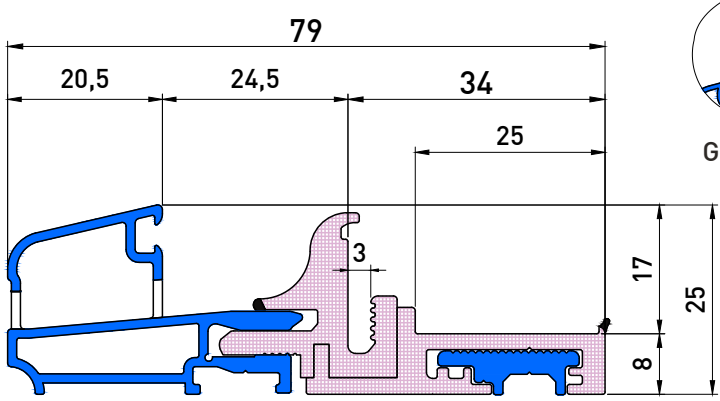

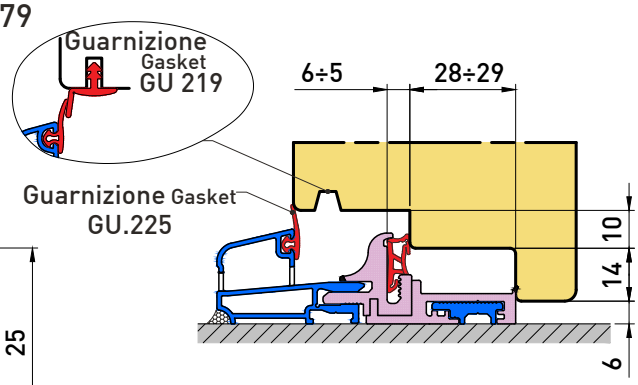

AT.9370*

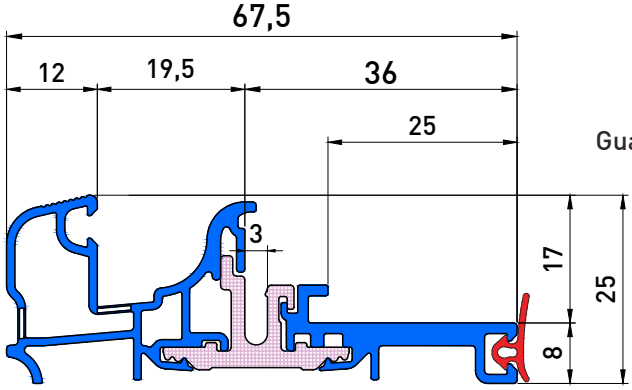

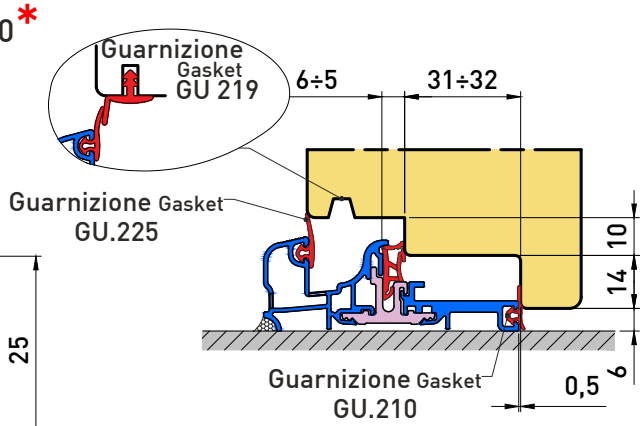

SOGLIE (guarnizione cava 3) SILLS (3MM GROOVE) - Battuta 36-37-38 BEAT

AT.9330

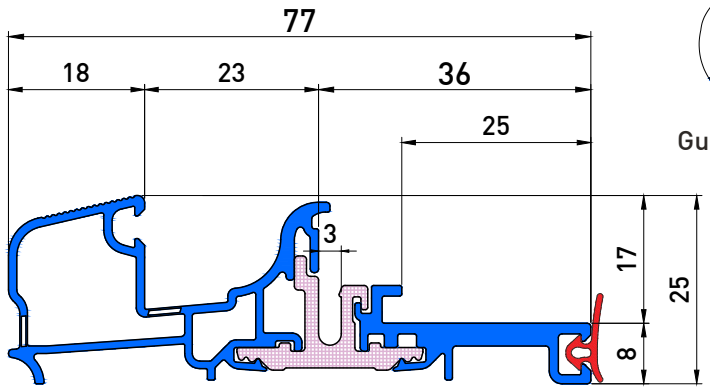

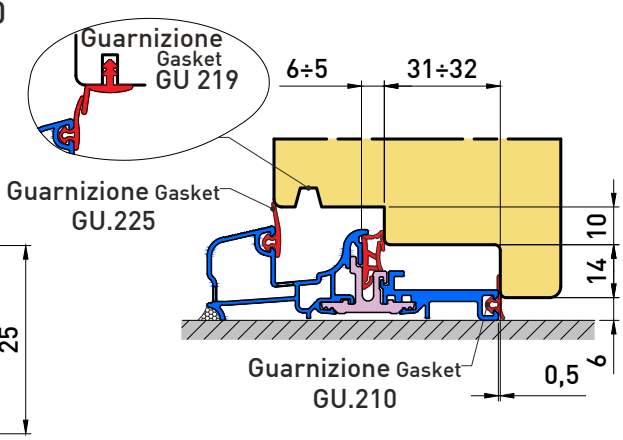

AT.9380*

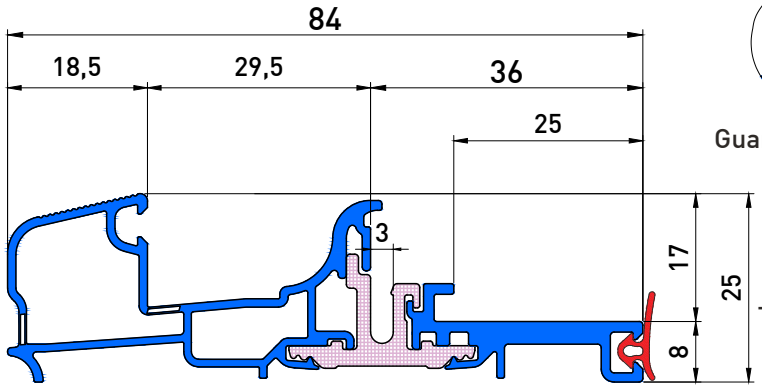

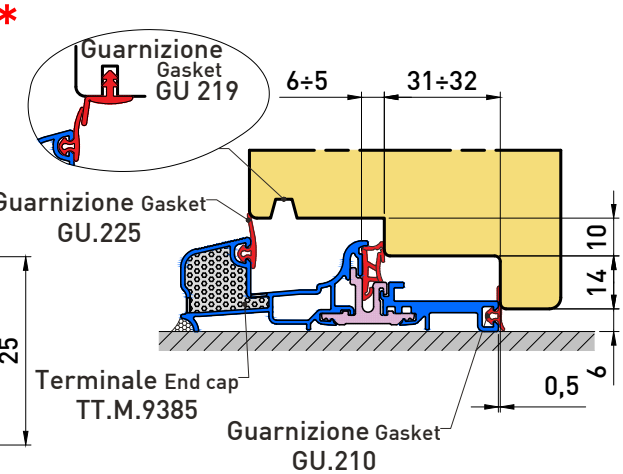

39003950*

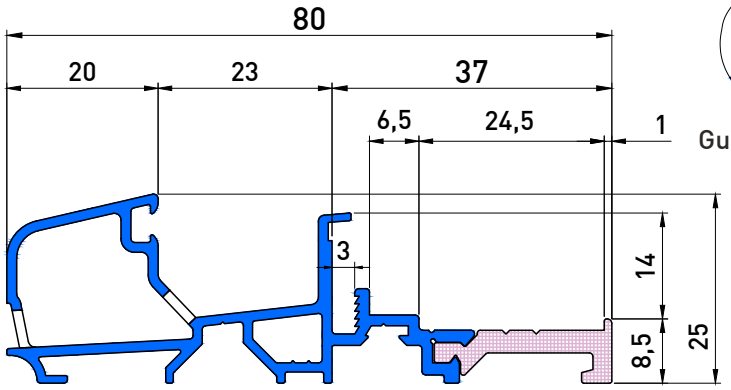

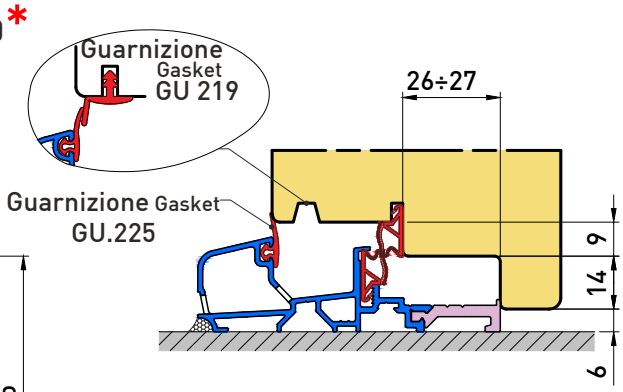

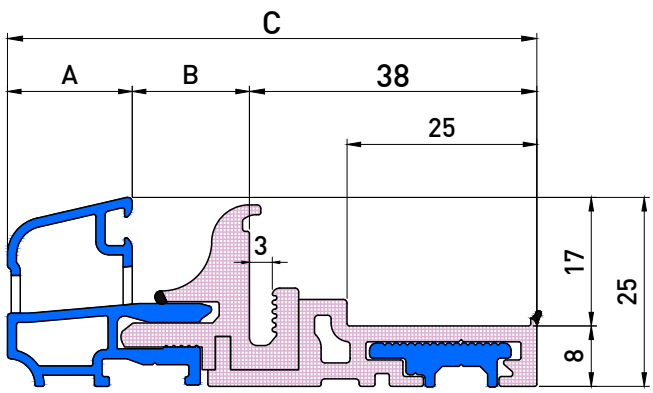

CODICE	A	B	C
A2231570	16,5	15,5	**70**
° B6231580	18,5	23,5	**80**
E2231580	21,5	20,5	**80**
H2231592	29,5	24,5	**92**

Guarnizione accessoria: GU.225
Accessory gasket: GU.225

° Terminale disponibile 43704057.12 per la dimensione (A) 18,5 mm
End cap available for (A) 18.5 mm dimension

*Ad esaurimento *Running out of stock*

AT.9390

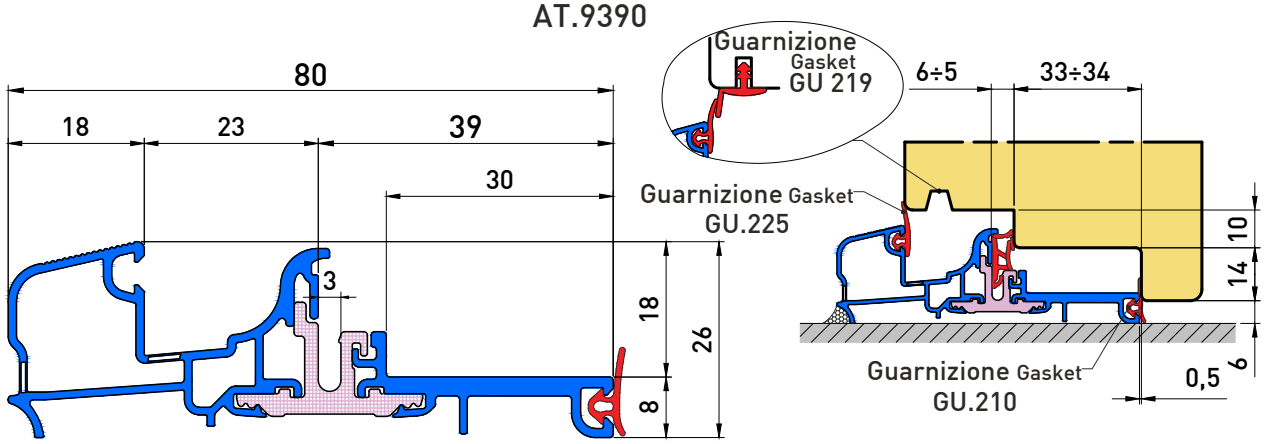

AT.9270

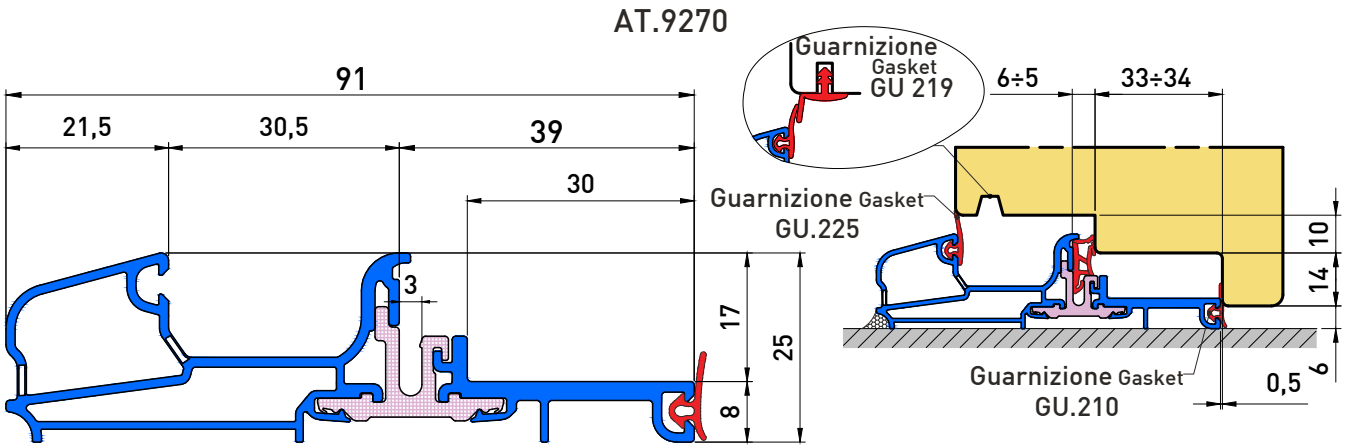

E2233080

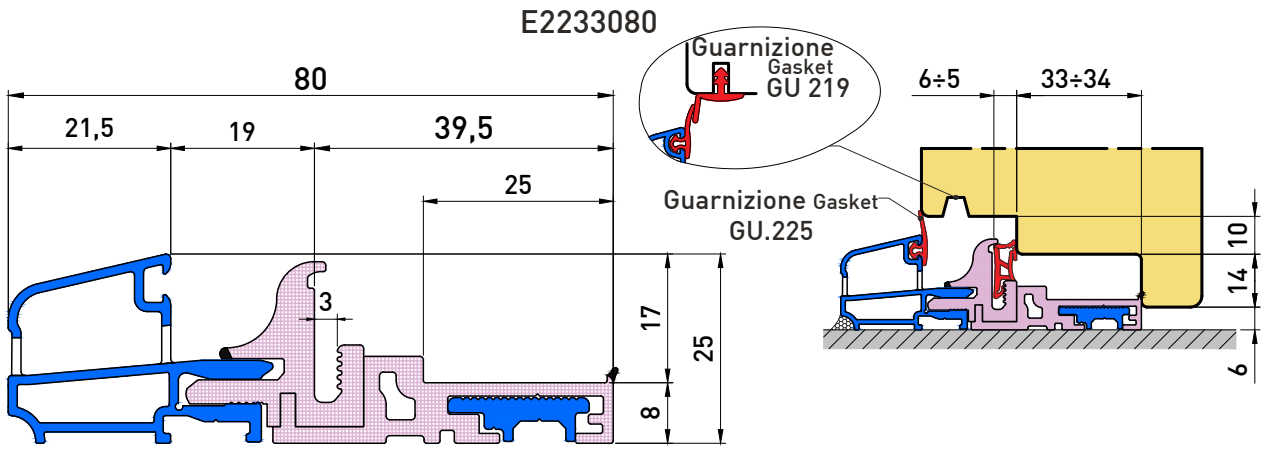

E4233092

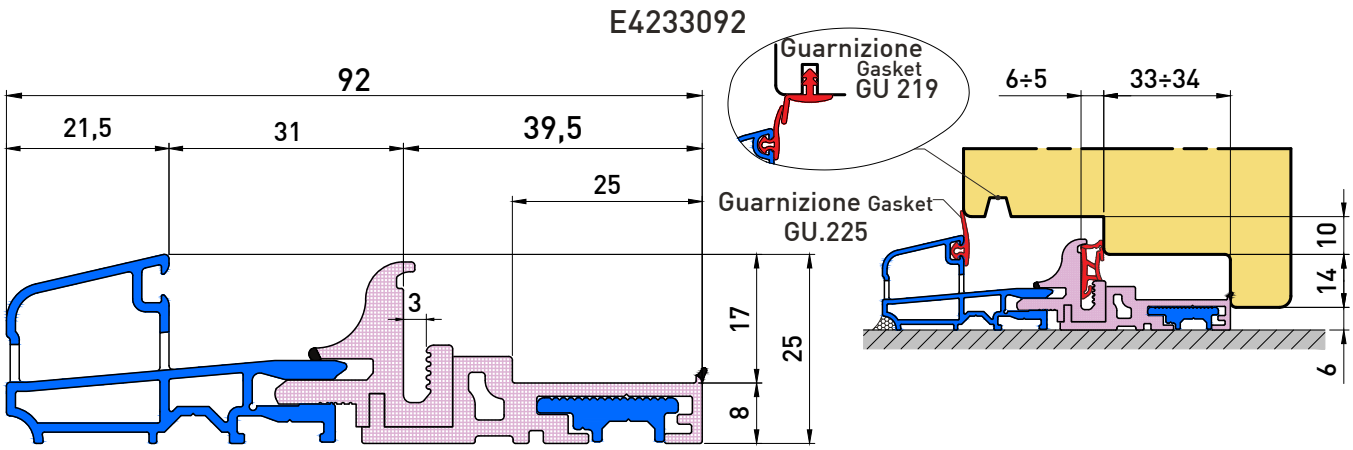

SOGLIE (guarnizione cava 3) SILLS (3MM GROOVE) - Battuta 40-44 BEAT

AT.8930

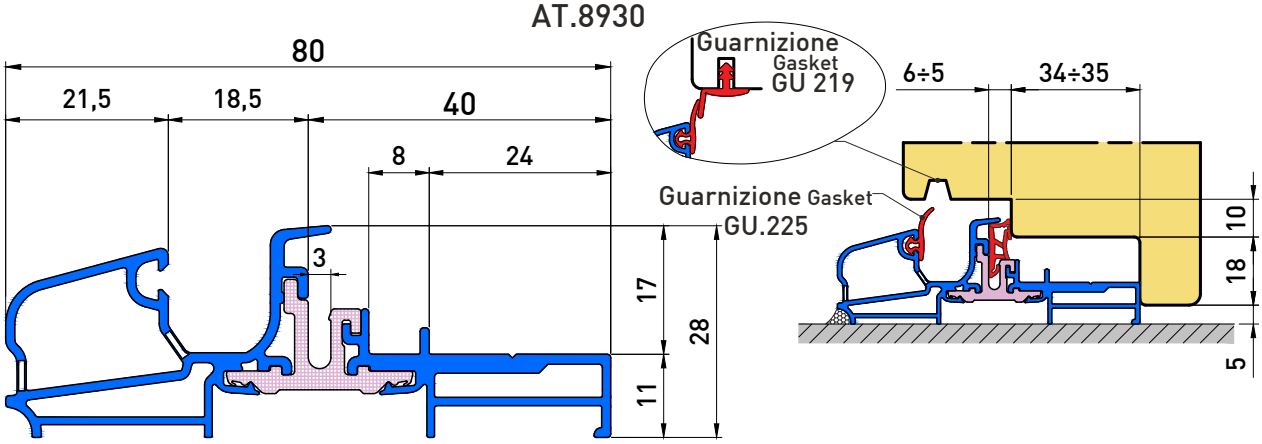

AT.8970*

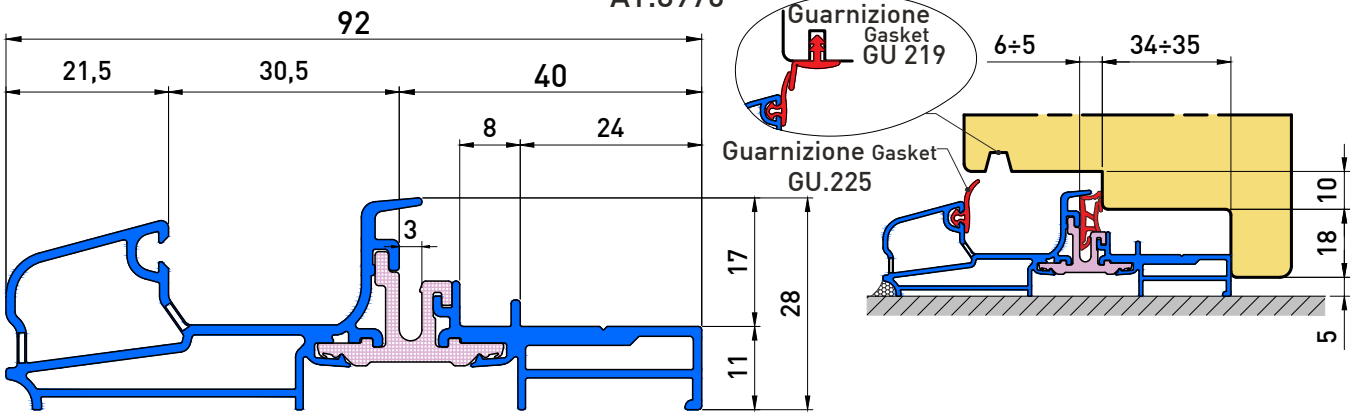

AT.8980

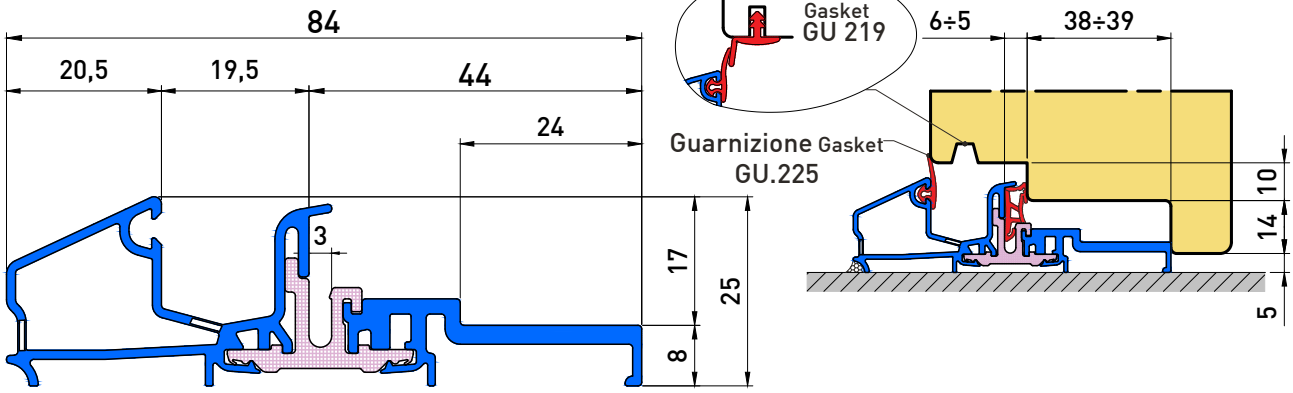

AT.9050

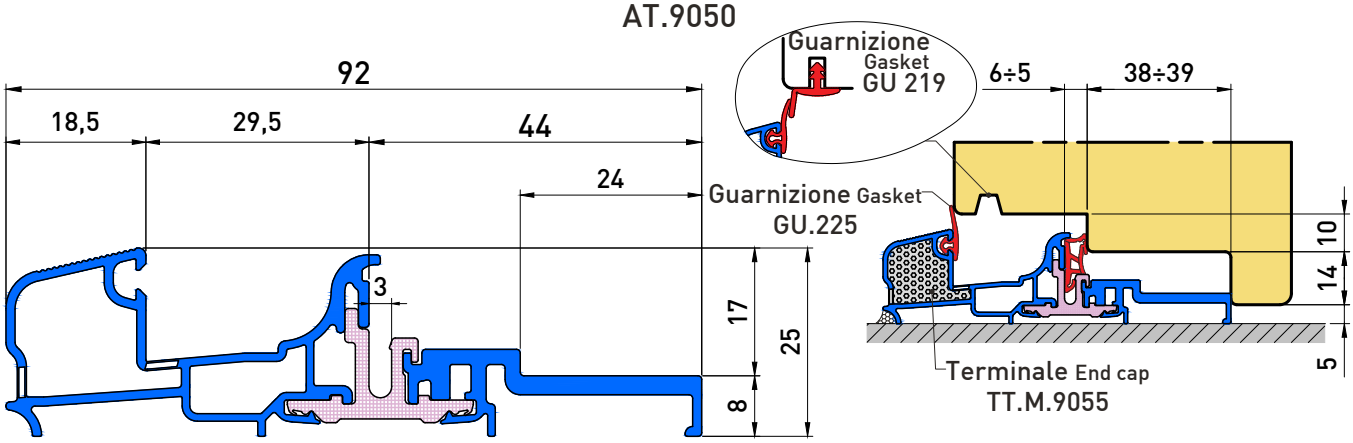

*Ad esaurimento *Running out of stock*

B4237592

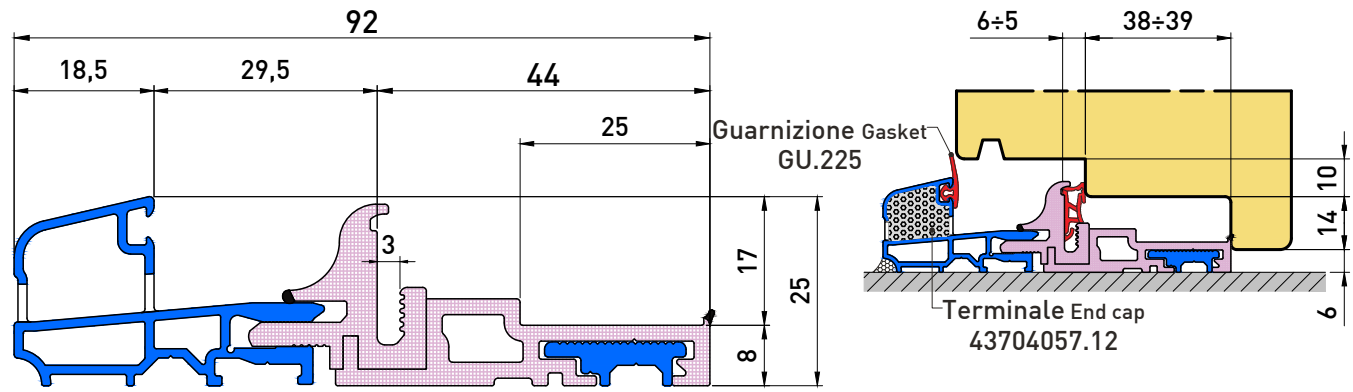

E6237503

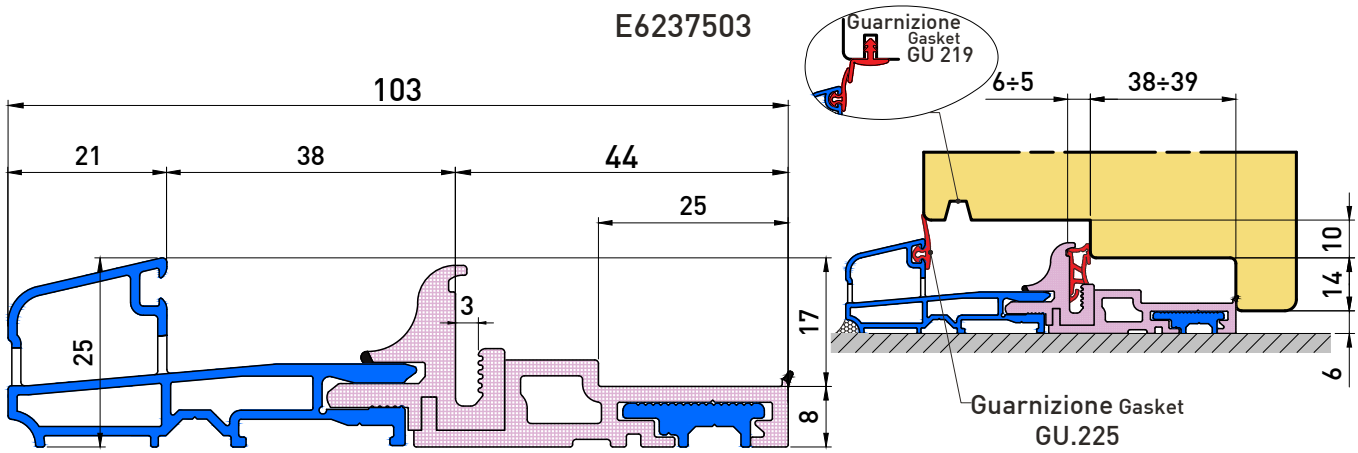

AT.9400

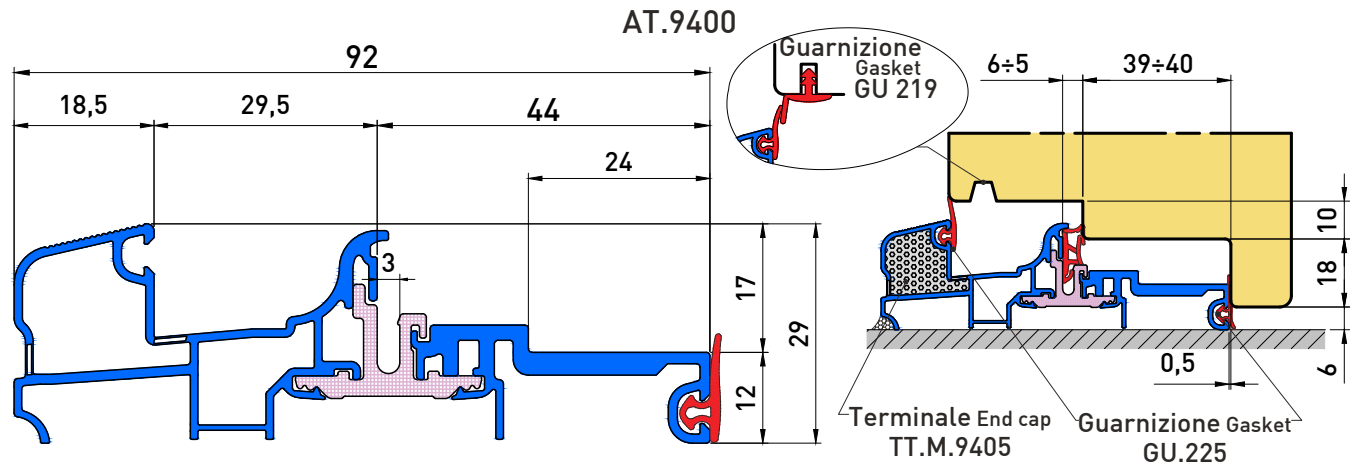

AT.9340

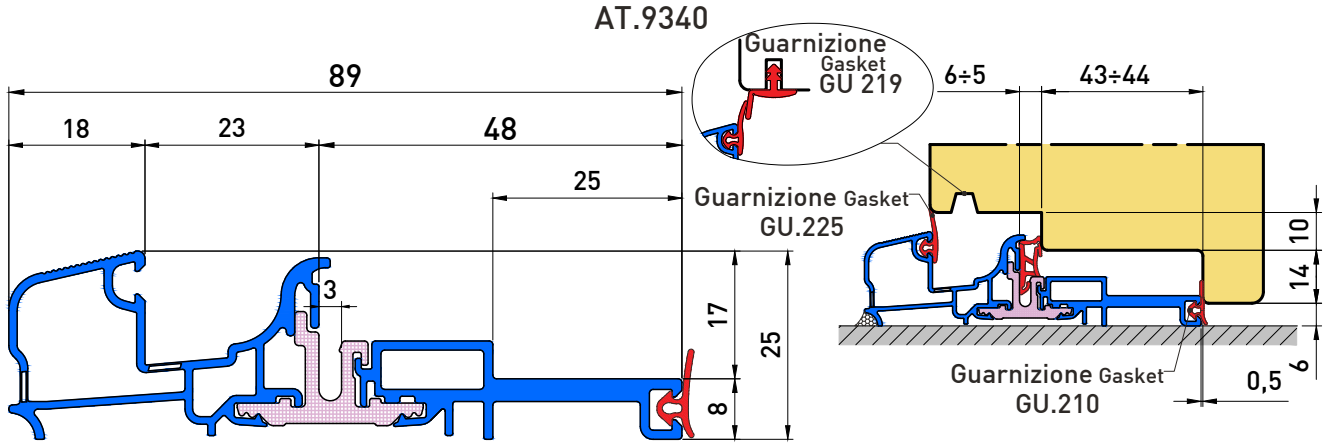

SOGLIE (guarnizione cava 4) SILLS (4MM GROOVE) - Battuta 24-25-25,5 BEAT

AL.3920

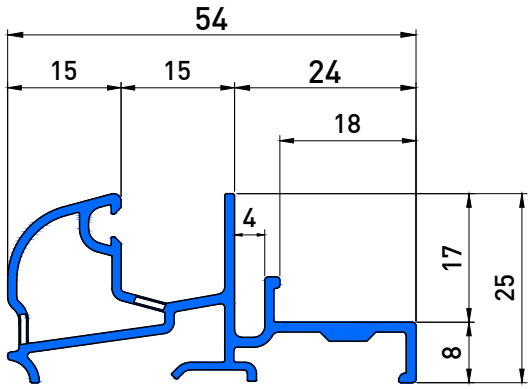

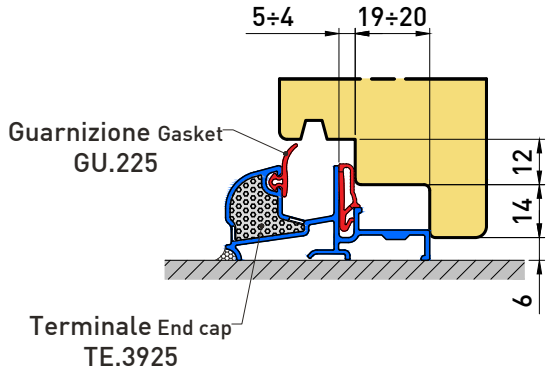

AL.3210

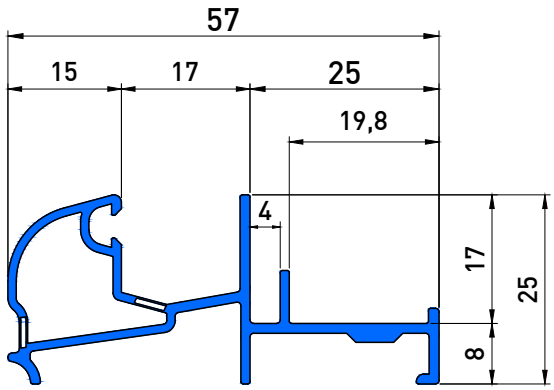

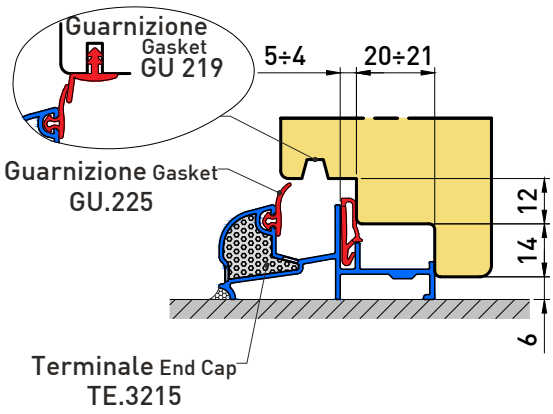

AL.3020*

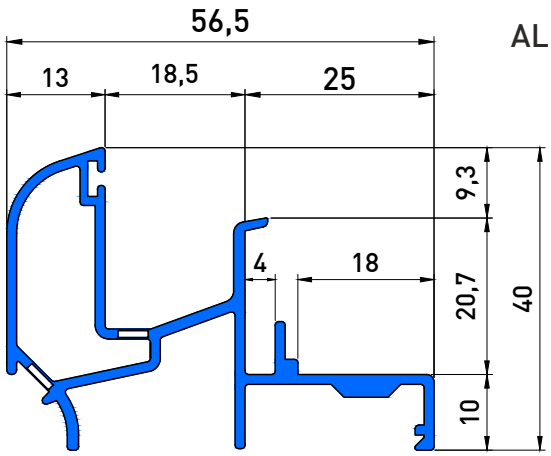

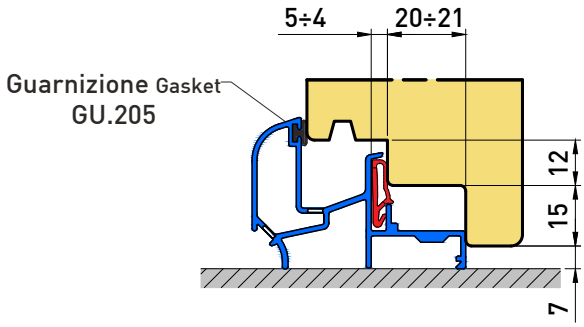

AL.1590

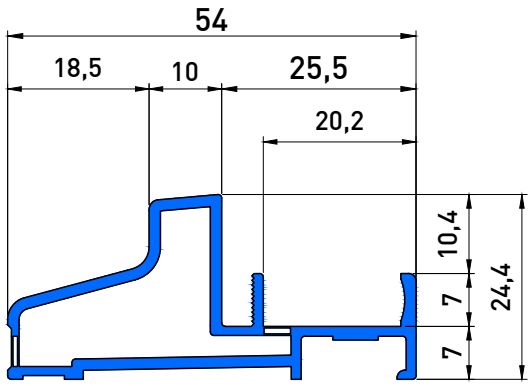

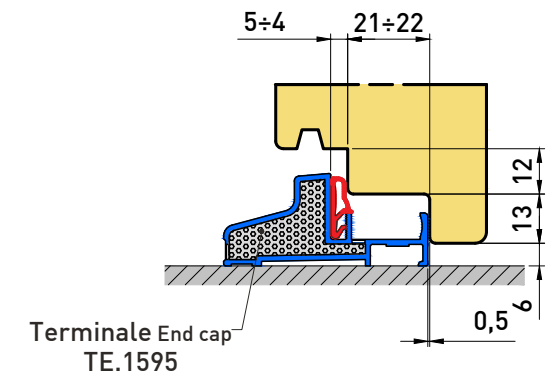

*Ad esaurimento *Running out of stock*

AL.2390

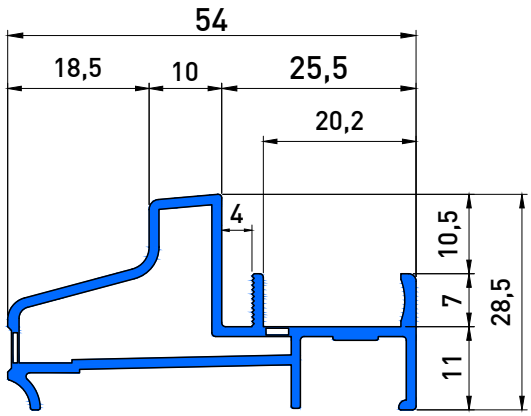

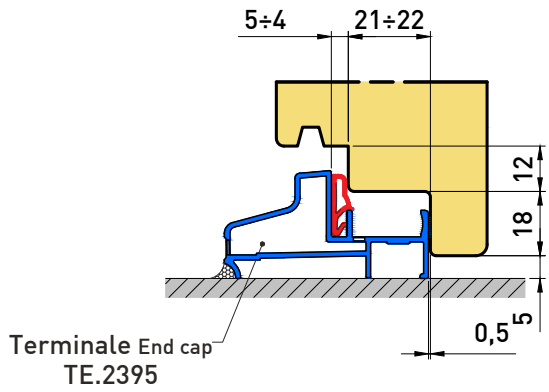

AL.1950*

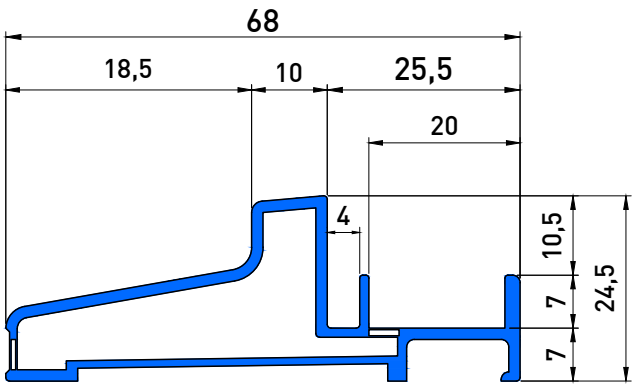

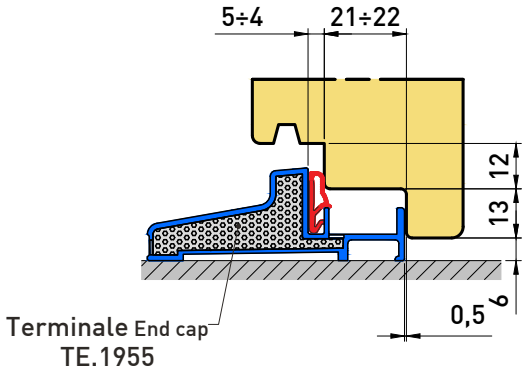

AL.2670

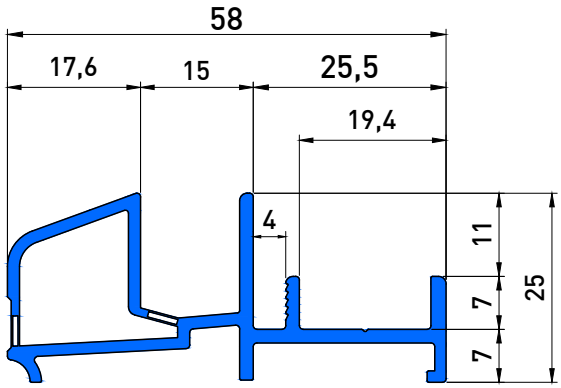

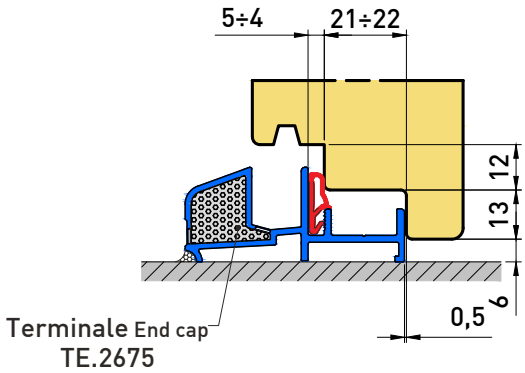

AT.8920

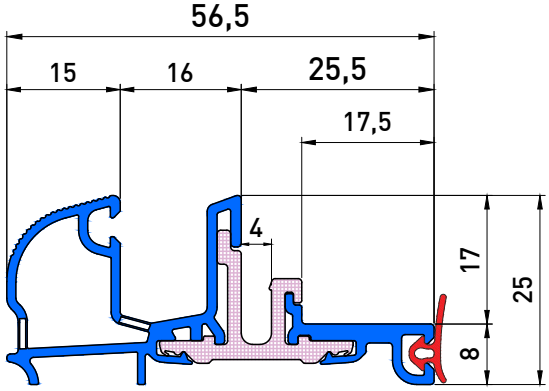

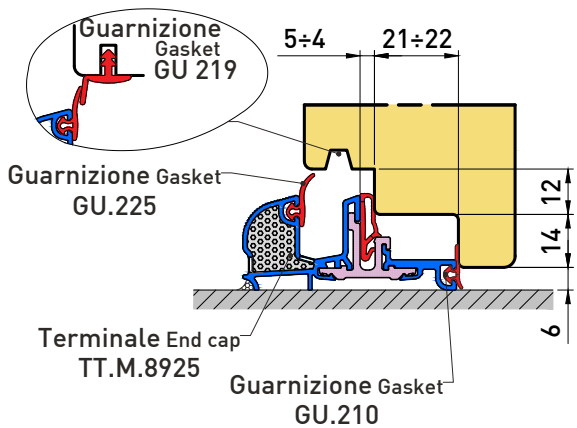

SOGLIE (guarnizione cava 4) SILLS (4MM GROOVE) - Battuta 25,5-26 BEAT

AT.9070

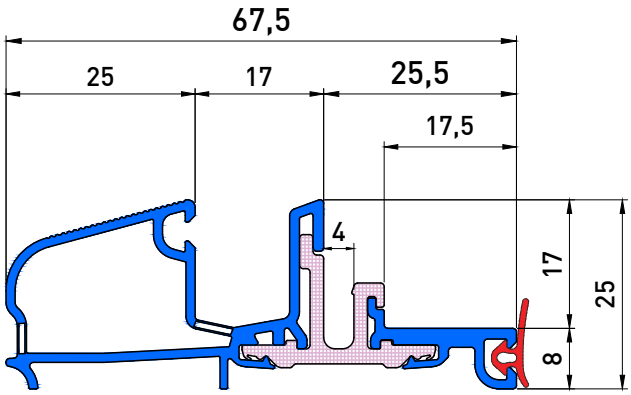

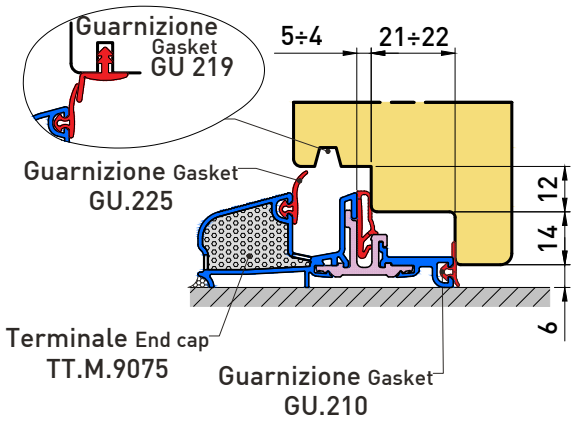

AT.9240

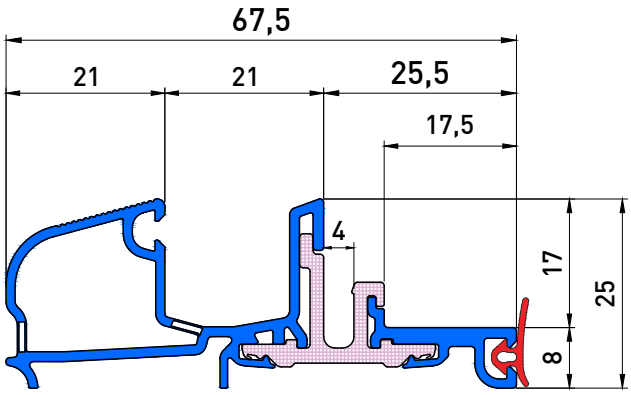

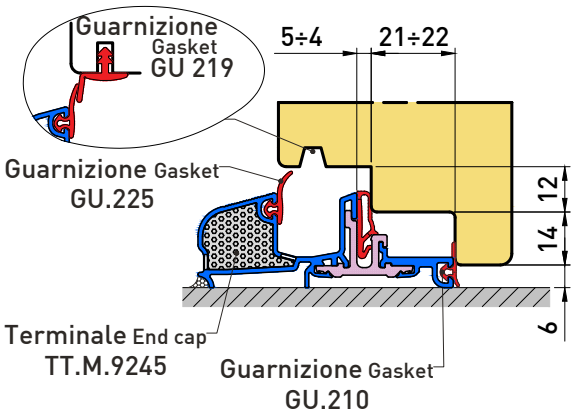

AT.9140*

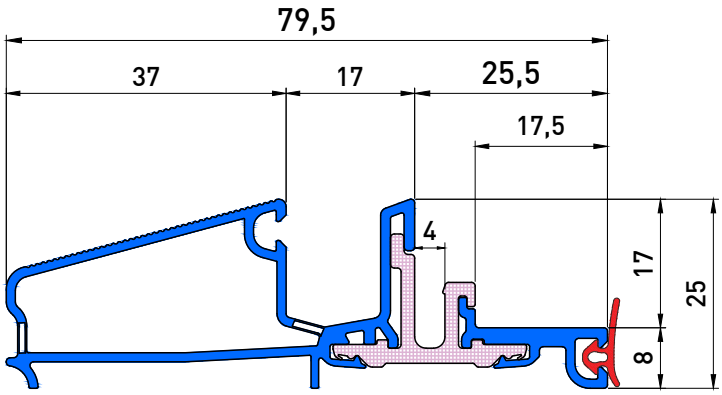

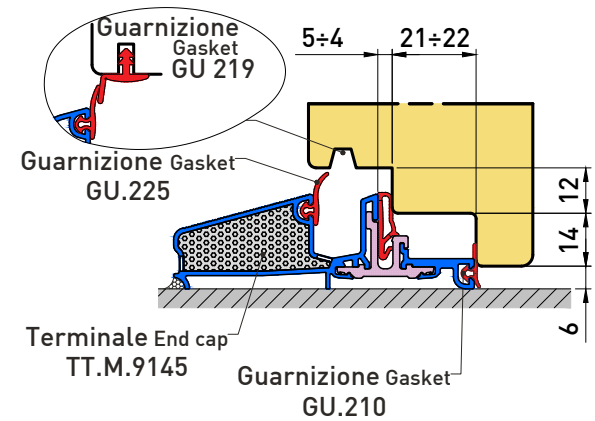

AT.8730

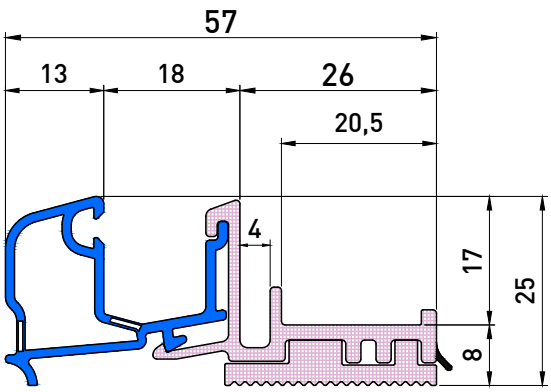

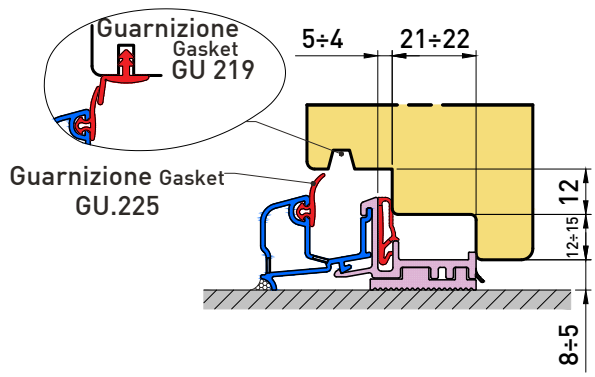

*Ad esaurimento *Running out of stock*

AL.3980

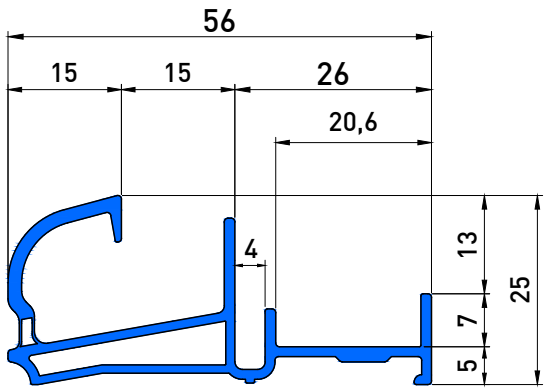

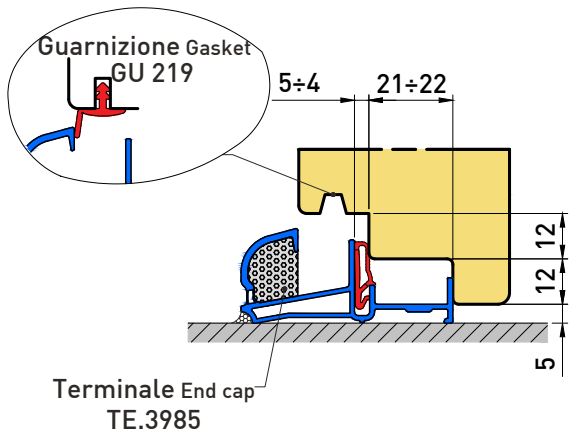

AL.2900

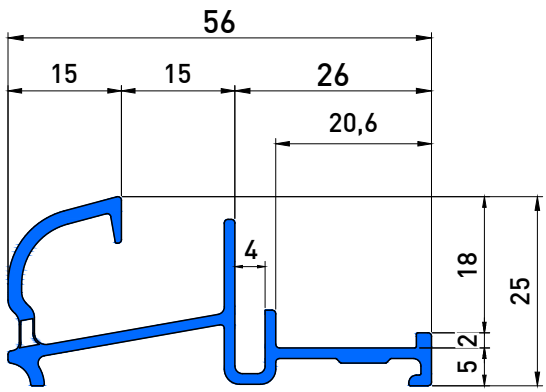

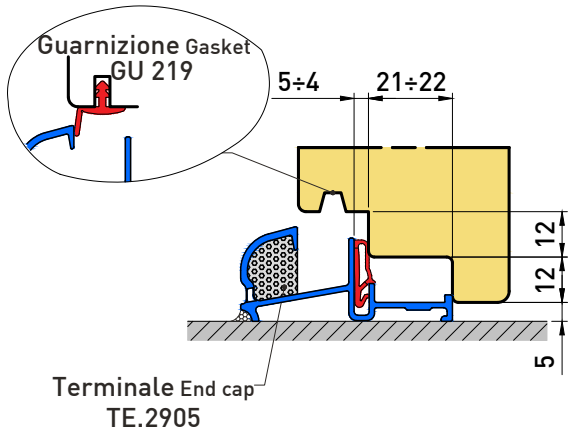

AL.2890

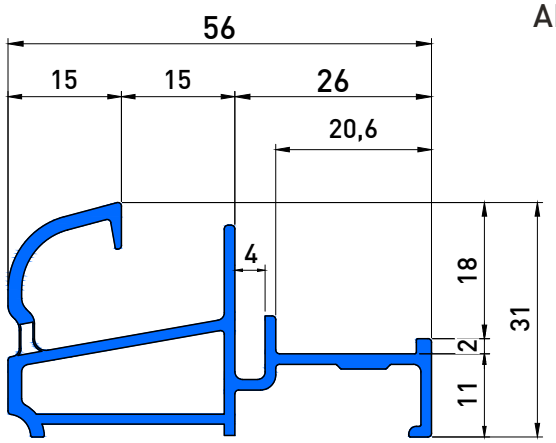

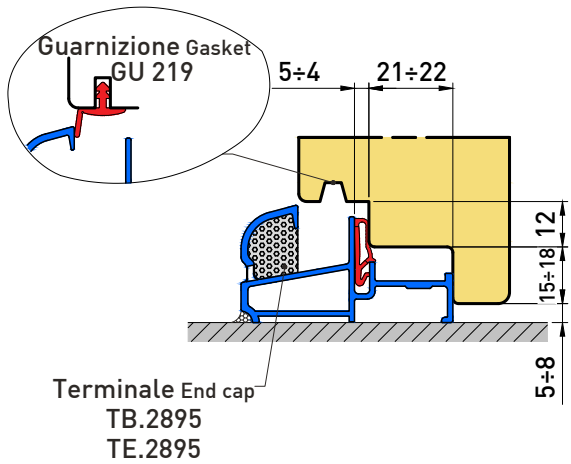

AL.2490

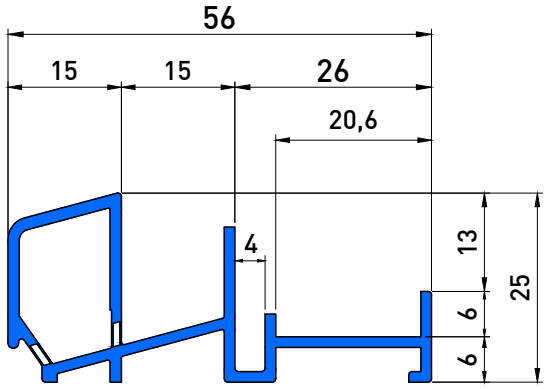

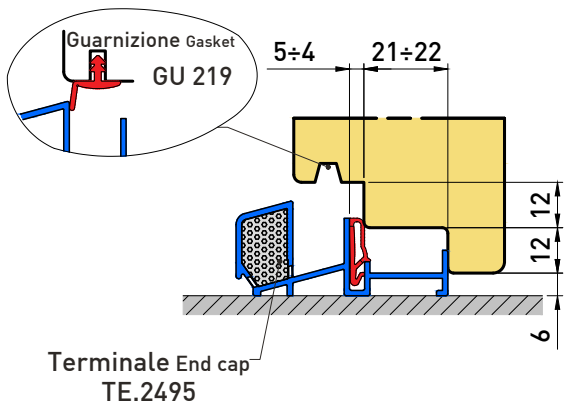

SOGLIE (guarnizione cava 4) SILLS (4MM GROOVE) - Battuta 26 BEAT

AL.3450

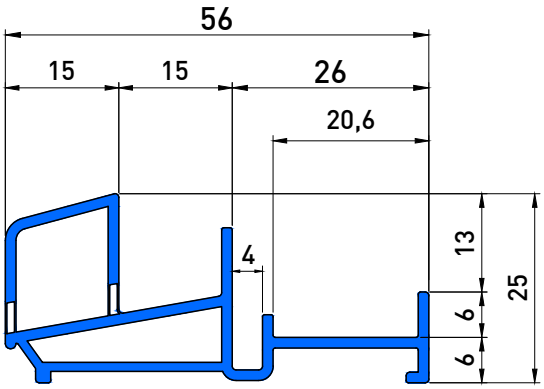

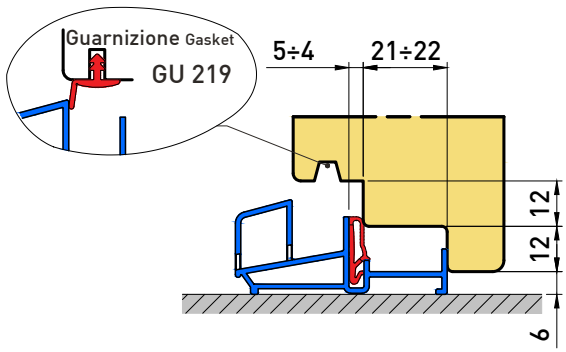

AL.3800

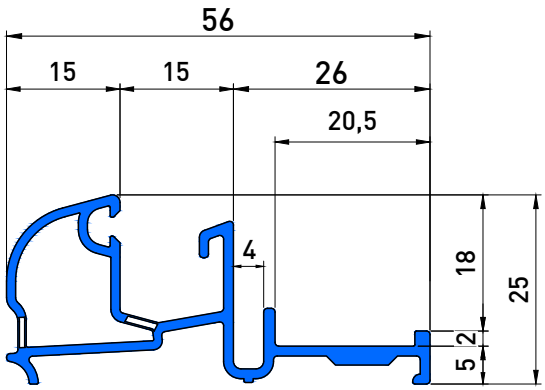

Intercambiabile con AT.8540 (Interchangeable)

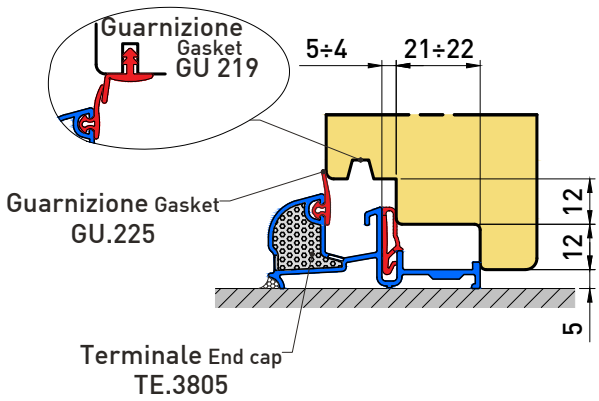

AL.3820

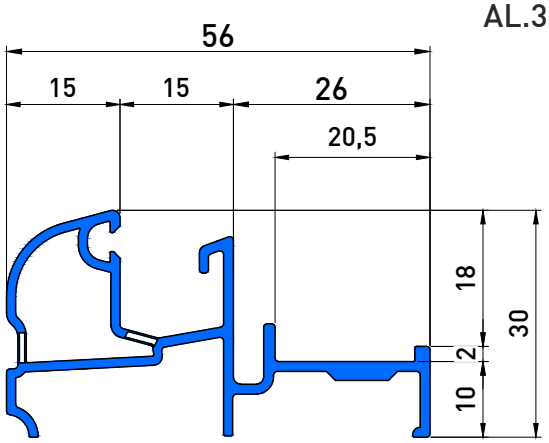

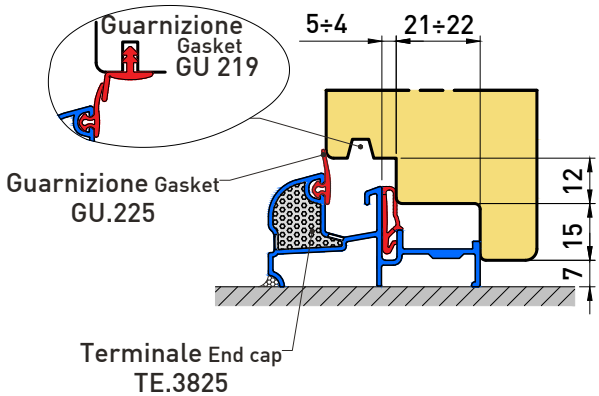

AT.8540

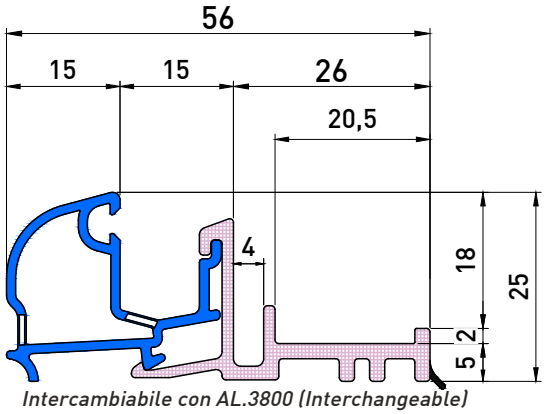

Intercambiabile con AL.3800 (Interchangeable)

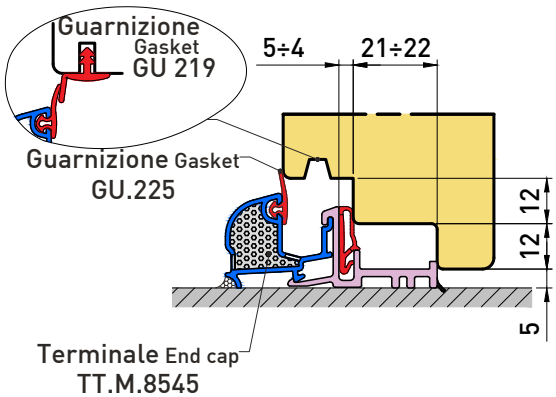

AL.2430*

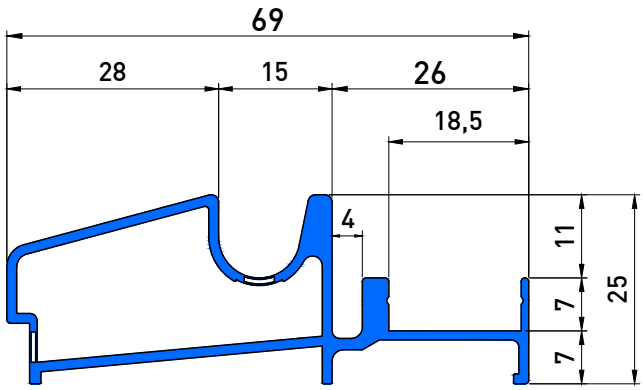

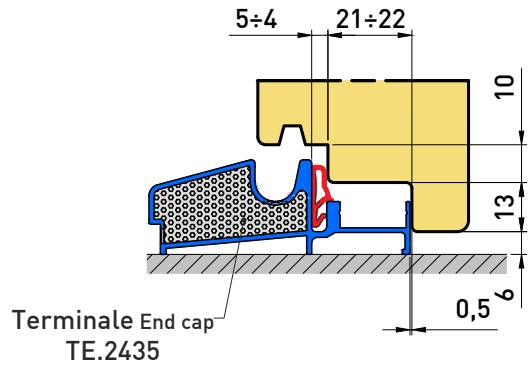

CODICE	A	B	C
A2119558	16,5	15,5	**58**
A2119560	16,5	17,5	**60**
C2119561	20,5	14,5	**61**
D2119565	25,5	13,5	**65**
E2119566	21,5	18,5	**66**
D2119567	25,5	15,5	**67**
E2119567	21,5	19,5	**67**
D2119568	25,5	16,5	**68**
E2119568	21,5	20,5	**68**

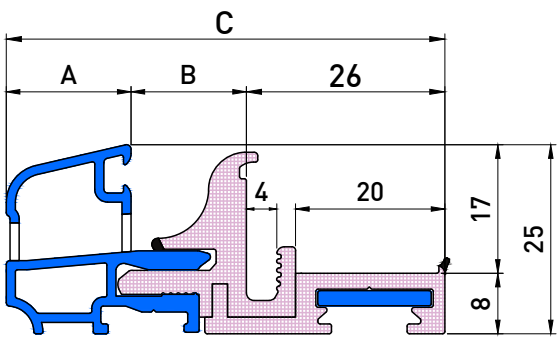

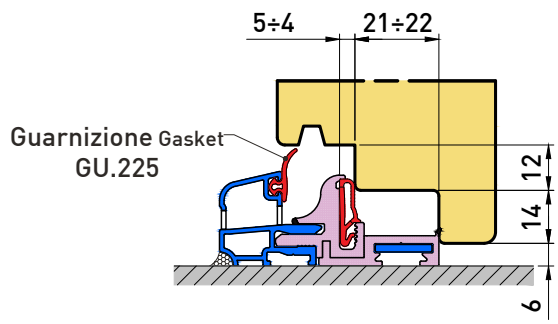

SOGLIE (guarnizione cava 4) SILLS (4MM GROOVE) - Battuta 26-27-27,5 BEAT

AL.2910

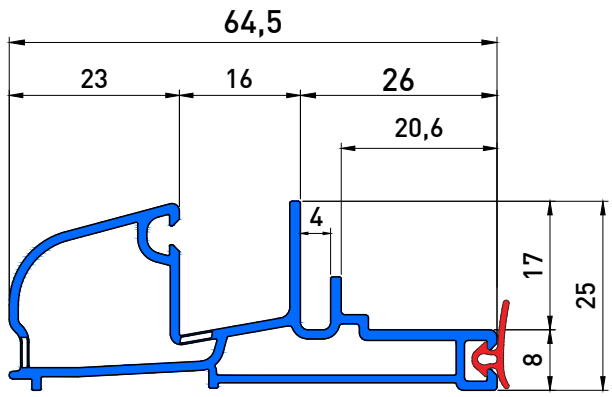

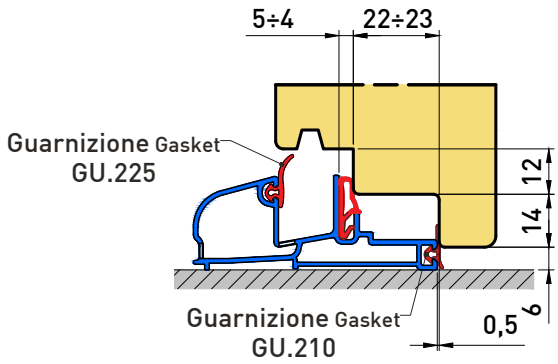

AL.2980*

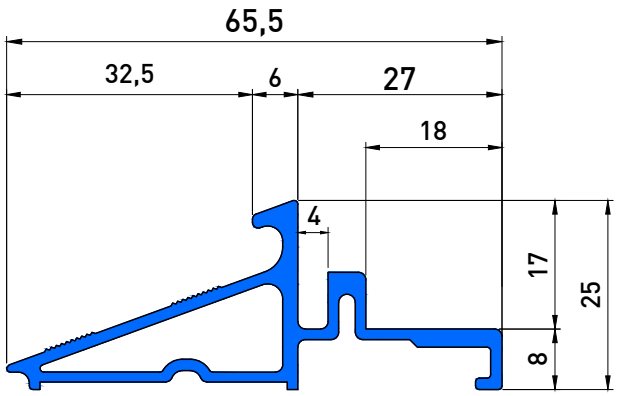

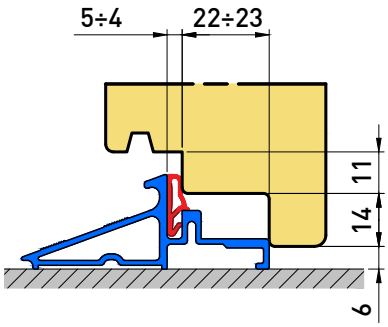

E2121068

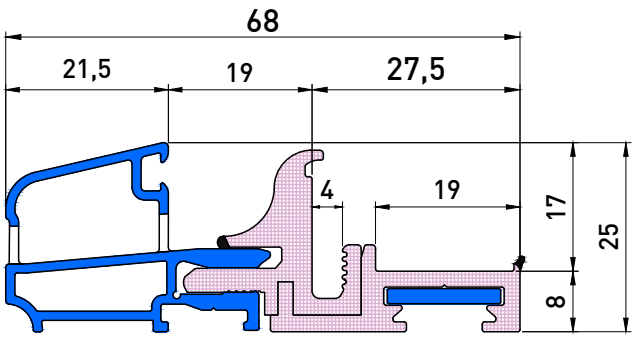

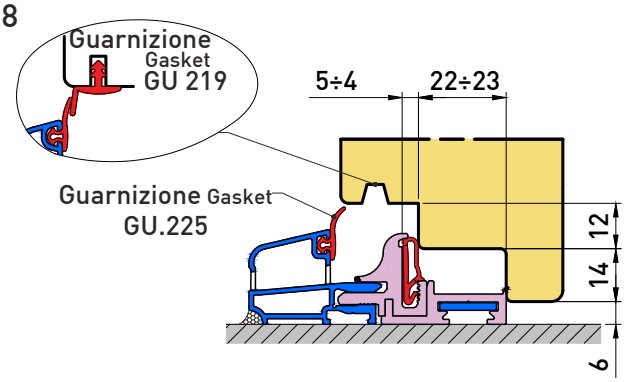

D2121068

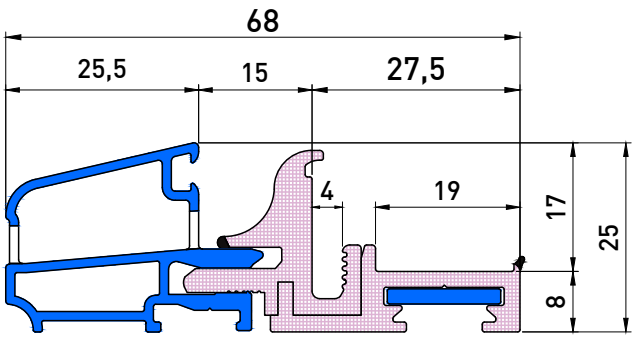

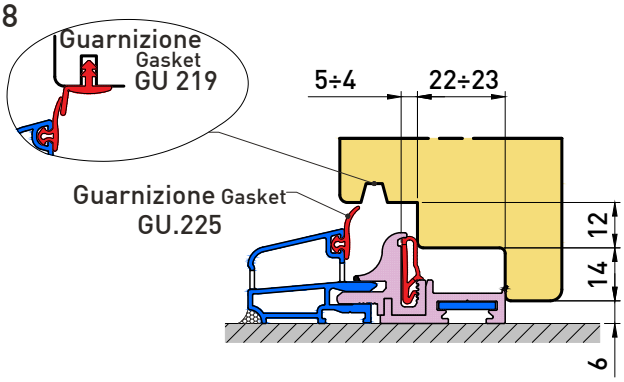

*Ad esaurimento *Running out of stock*

AL.2370*

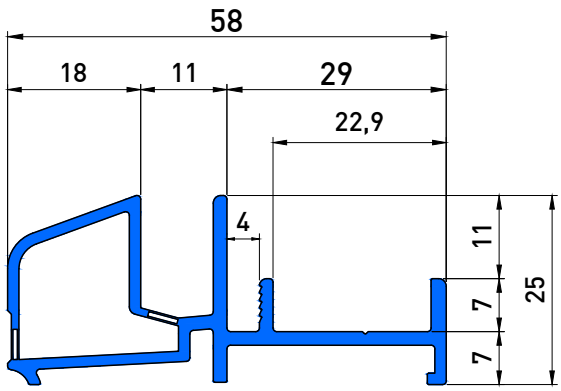

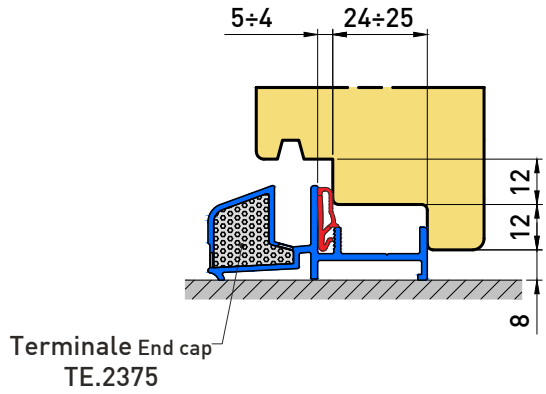

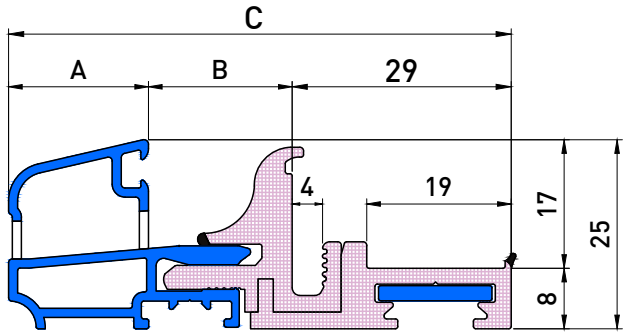

CODICE	A	B	C
° B2122566	18,5	18,5	**66**
C2122566	20,5	16,5	**66**
C2122568	20,5	18,5	**68**

Guarnizione accessoria: GU.225
Accessory gasket: GU.225

° Terminale disponibile 43704057.12 per la dimensione (A) 18,5 mm
End cap available for (A) 18.5 mm dimension

C2124068

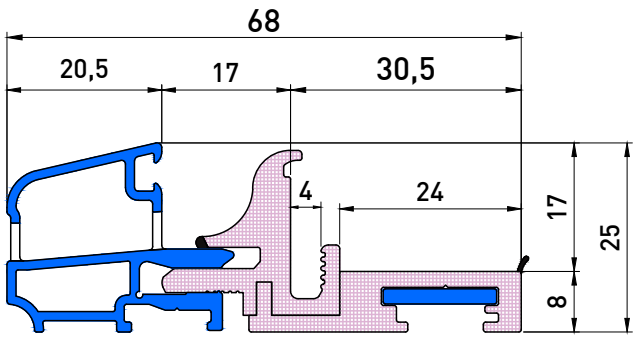

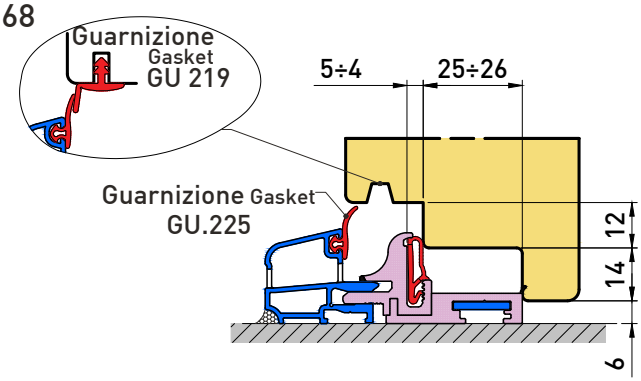

AT.9220*

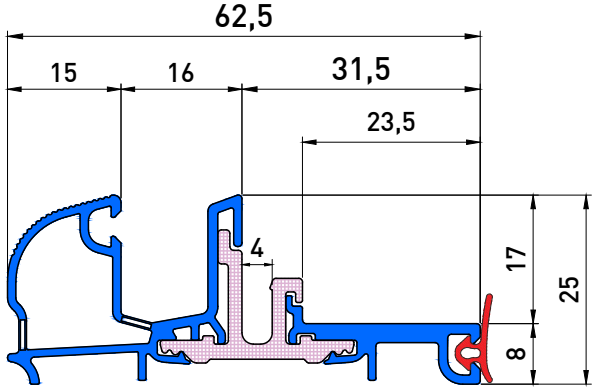

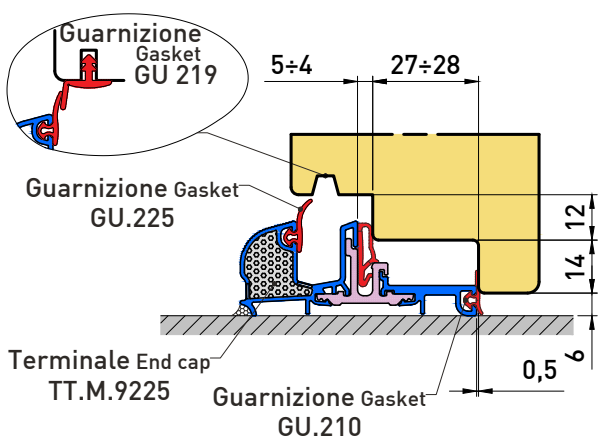

SOGLIE (guarnizione cava 4) SILLS (4MM GROOVE) - Battuta 31,5 BEAT

AT.8620.N

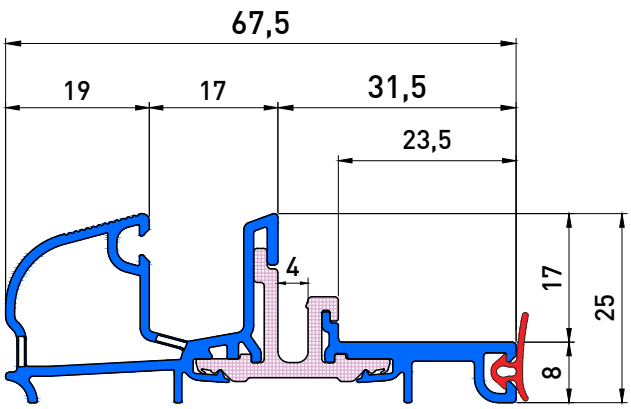

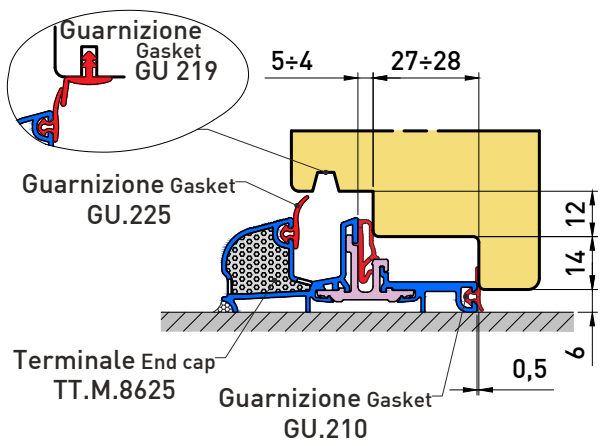

AT.8630.N

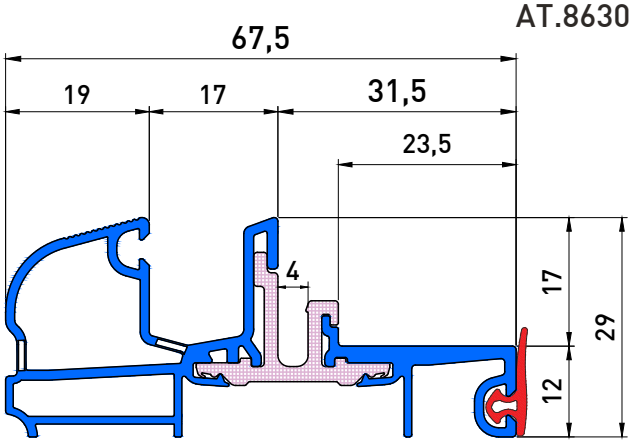

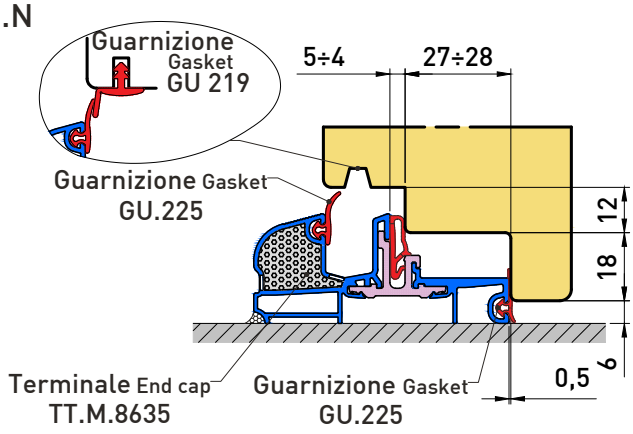

AT.8910

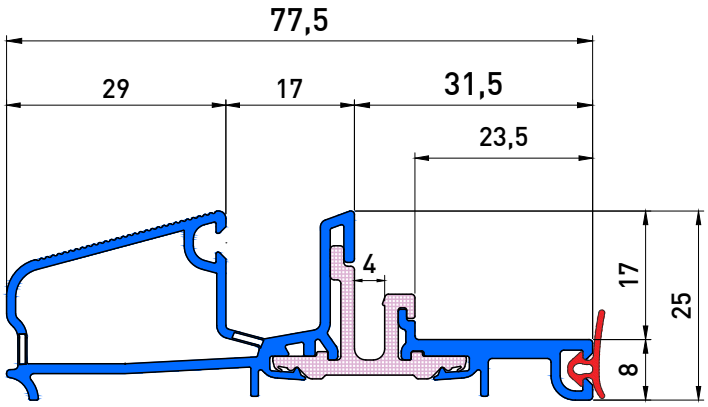

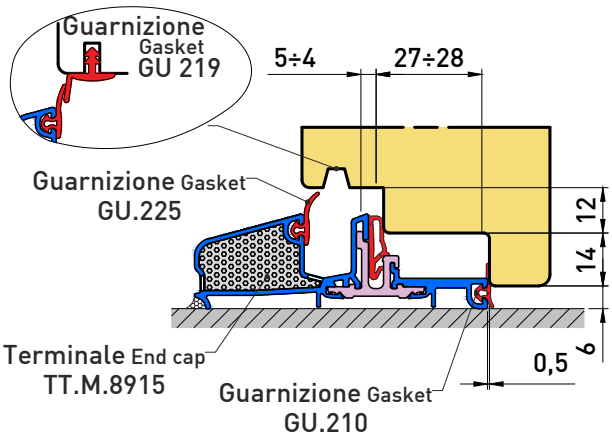

AT.9120

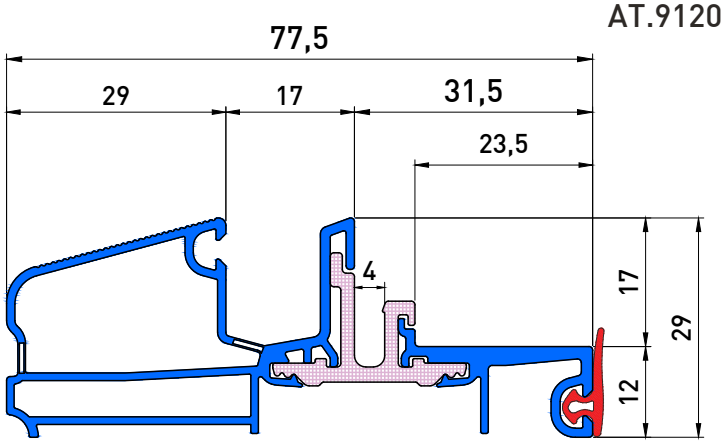

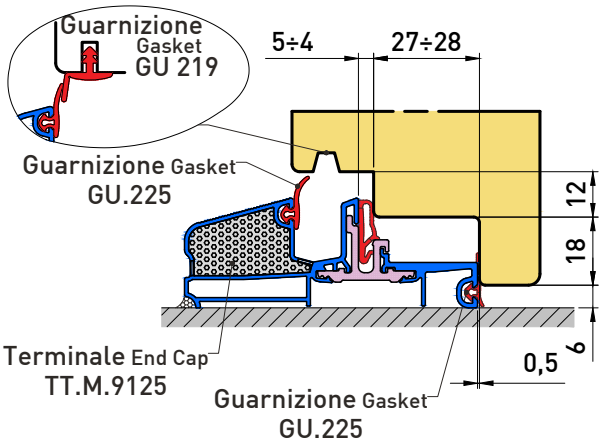

*Ad esaurimento *Running out of stock*

AT.9260

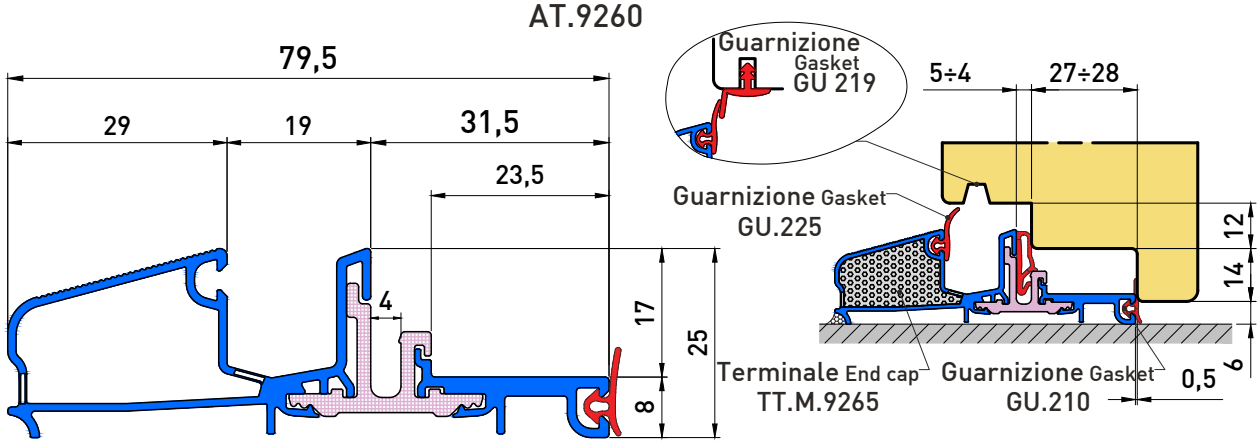

AT.8790.N*

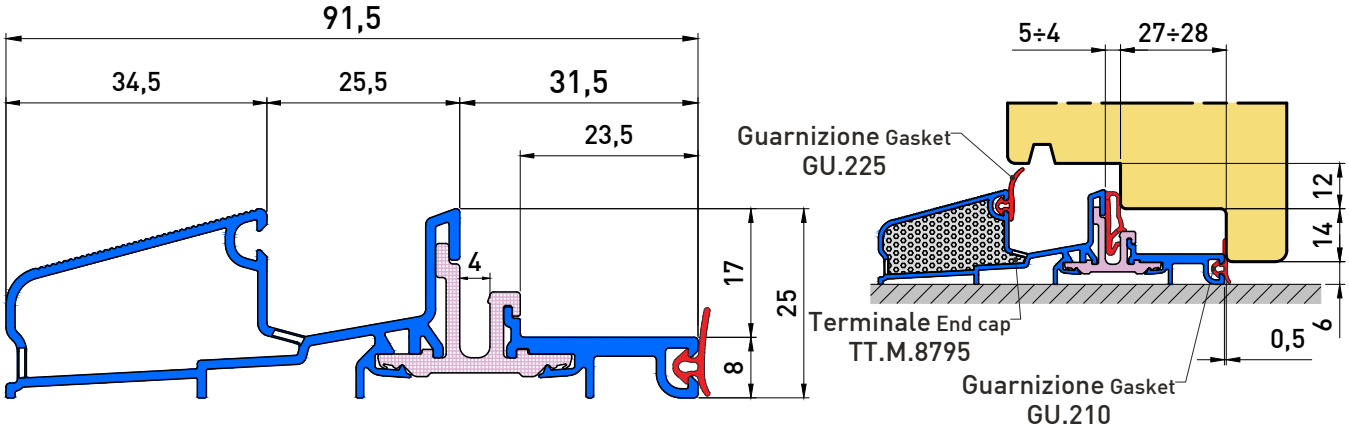

AT.9410

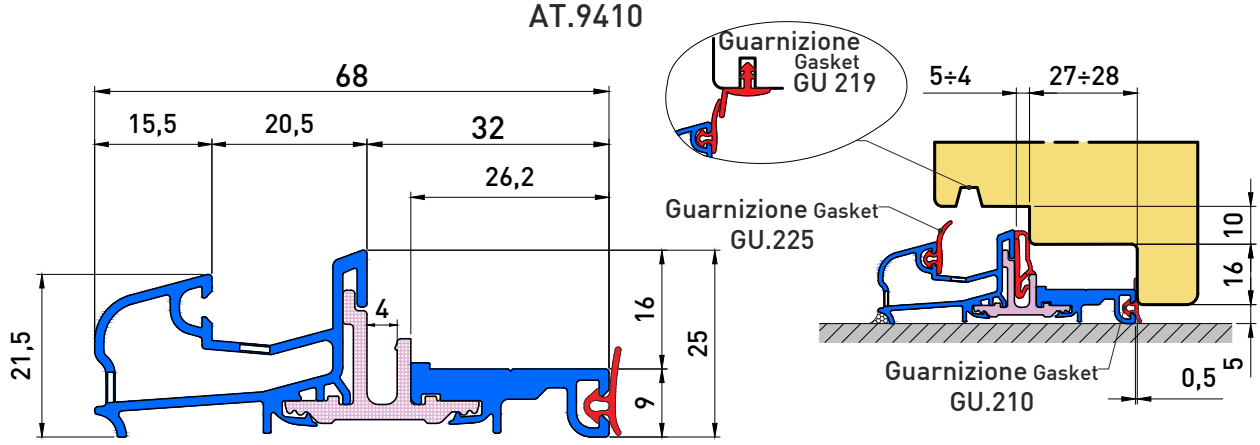

AT.8550

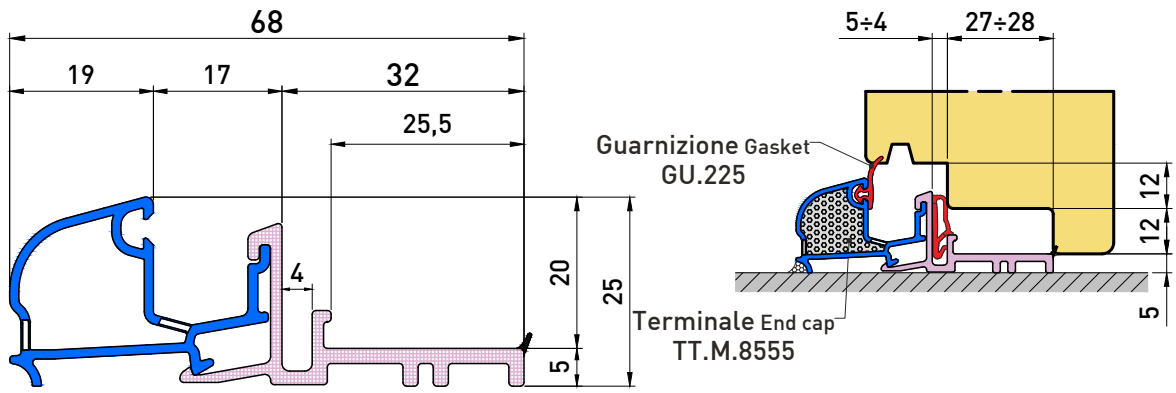

SOGLIE (guarnizione cava 4) SILLS (4MM GROOVE) - Battuta 32 BEAT

AL.3910

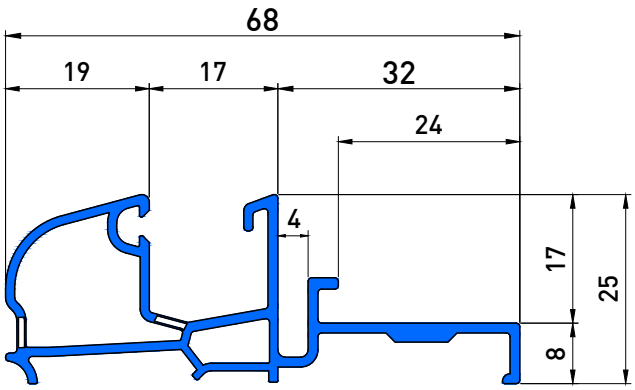

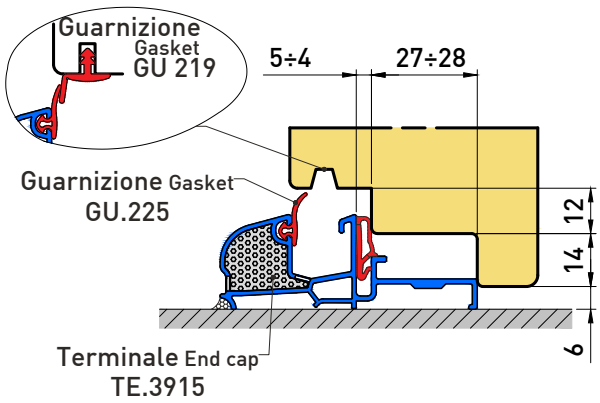

Intercambiabile con AT.8620 (Interchangeable)

AL.3950*

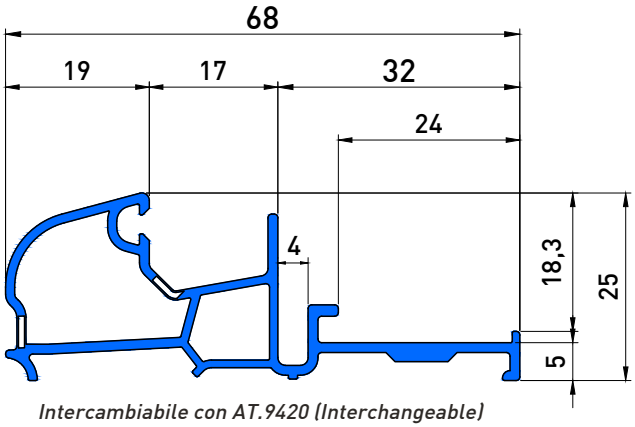

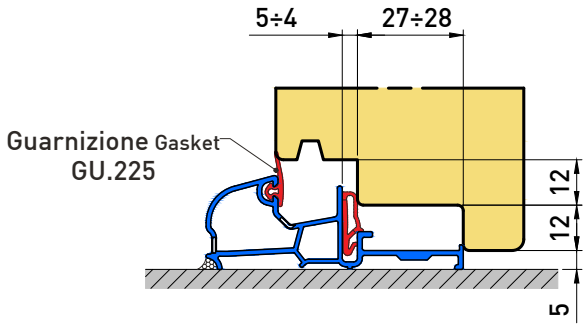

Intercambiabile con AT.9420 (Interchangeable)

AL.3960

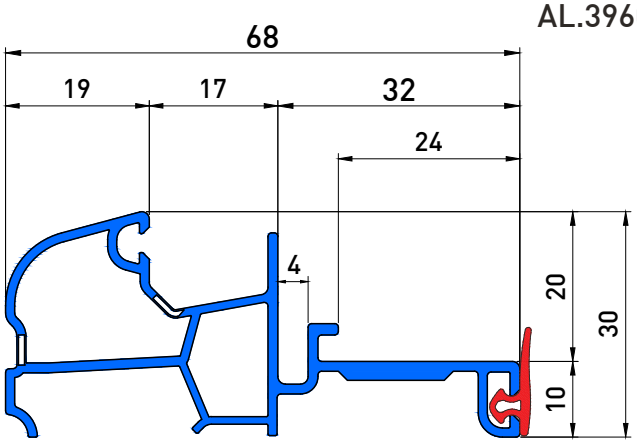

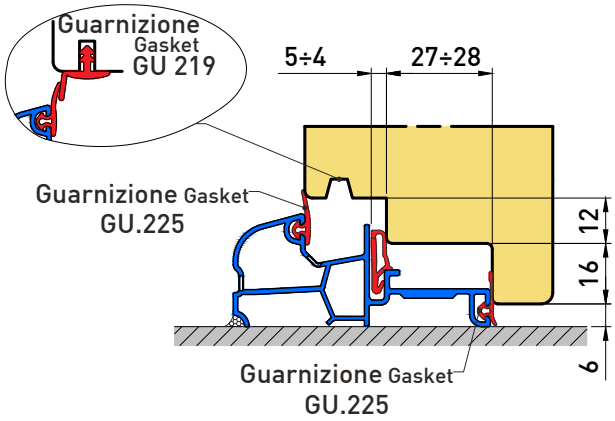

Intercambiabile con AT.9430 (Interchangeable)

AL.3840

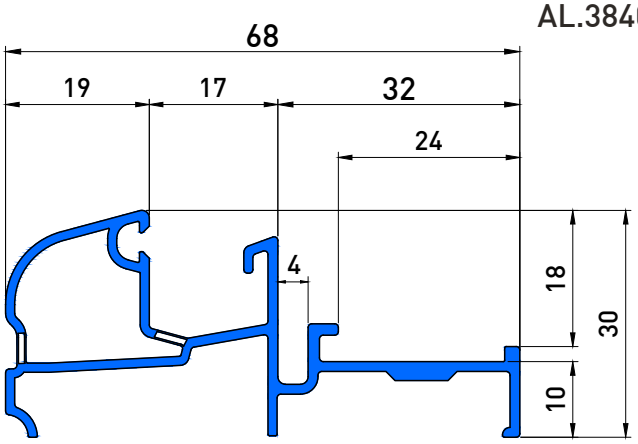

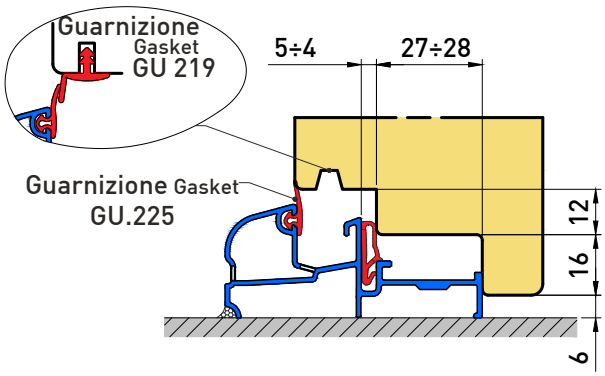

*Ad esaurimento *Running out of stock*

AT.9420.C

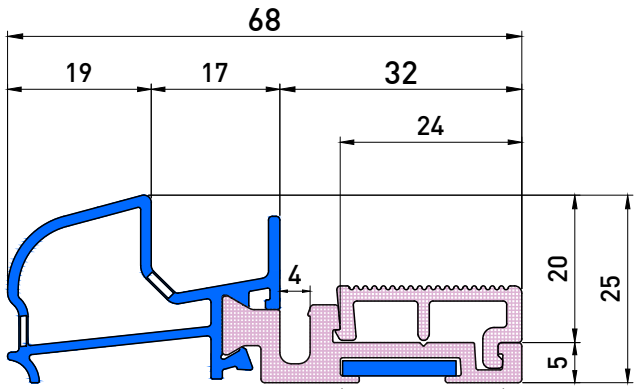

Intercambiabile con AL.3950 (Interchangeable)

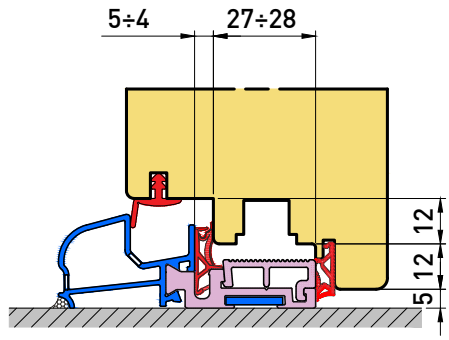

Taglio termico grigio con finitura argento.
Altre finiture in colore nero.
Gray thermal cut with silver finish.
Other finishes in black

Nuova Gamma New range

AT.9430.C

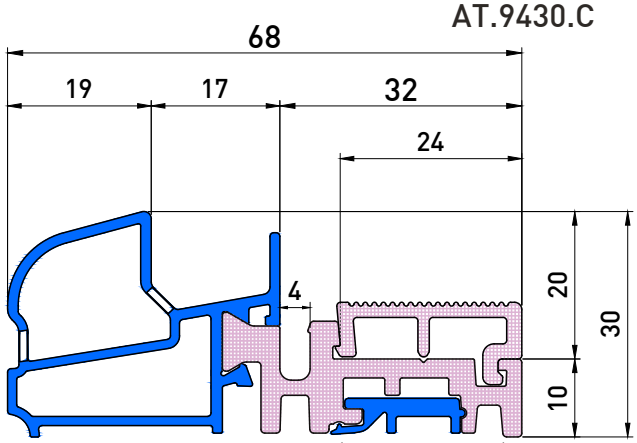

Intercambiabile con AL.3960 (Interchangeable)

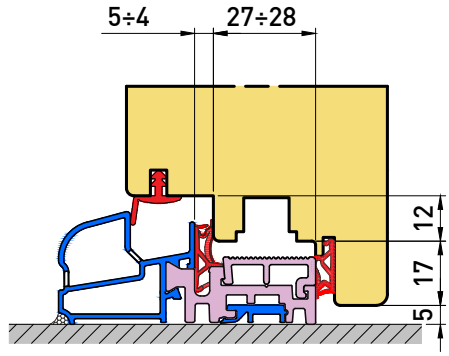

Taglio termico grigio con finitura argento.
Altre finiture in colore nero.
Gray thermal cut with silver finish.
Other finishes in black

Patent Pending

Nuova Gamma New range

AT.9450.C

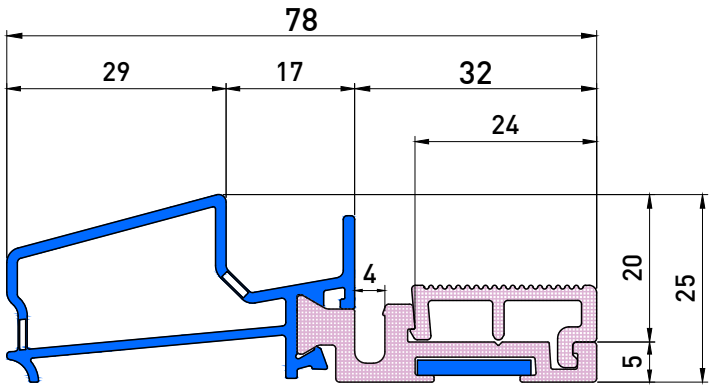

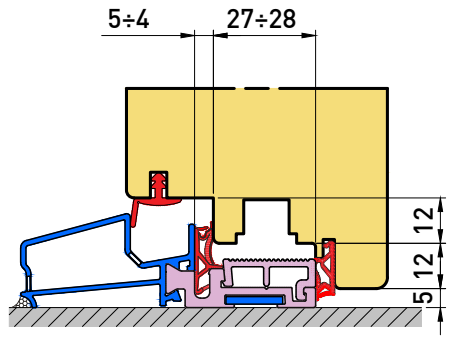

Taglio termico grigio con finitura argento.
Altre finiture in colore nero.
Gray thermal cut with silver finish.
Other finishes in black

Nuova Gamma New range

AT.9440.C

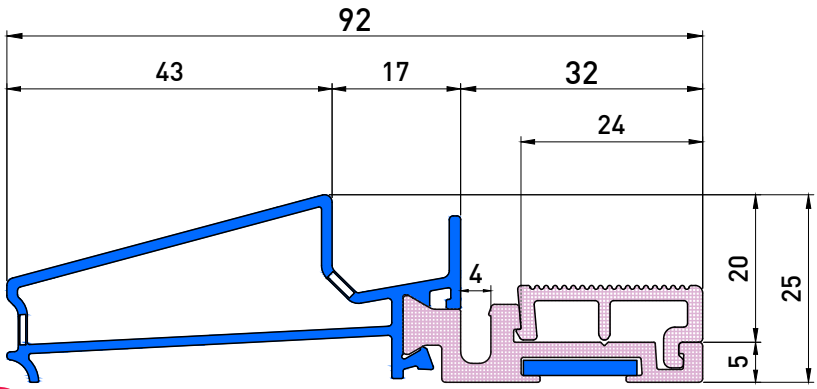

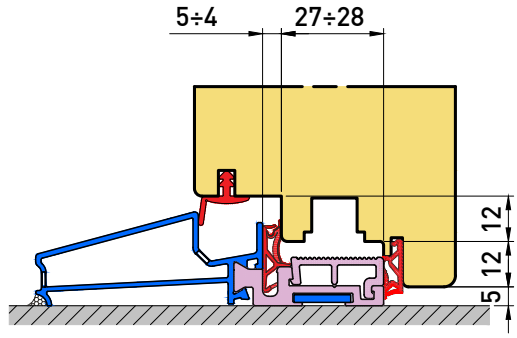

Taglio termico grigio con finitura argento.
Altre finiture in colore nero.
Gray thermal cut with silver finish.
Other finishes in black

Nuova Gamma New range

SOGLIE (guarnizione cava 4) SILLS (4MM GROOVE) - Battuta 32-34 BEAT

CODICE	A	B	C
A2125564	16,5	15,5	**64**
A2125567	16,5	18,5	**67**
A2125568	16,5	19,5	**68**
A4125569	17	20	**69**
° B2125569	18,5	18,5	**69**
° B2125570	18,5	19,5	**70**
° B4125579	18,5	28,5	**79**
° B4125580	18,5	29,5	**80**
C2125568	20,5	15,5	**68**
C2125570	20,5	17,5	**70**
C4125580	20,5	27,5	**80**
E2125572	21,5	18,5	**72**

Guarnizione accessoria: GU.225
Accessory gasket: GU.225

° Terminale disponibile 43704057.12 per la dimensione (A) 18,5 mm
End cap available for (A) 18.5 mm dimension

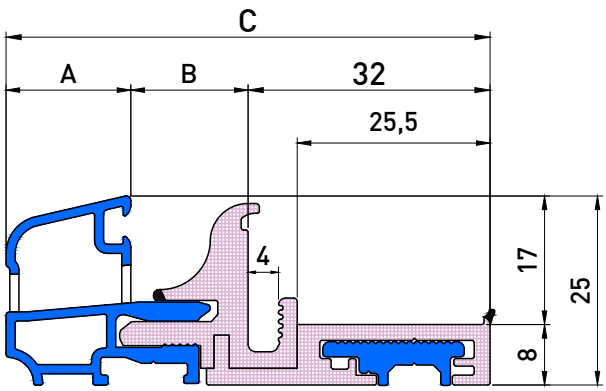

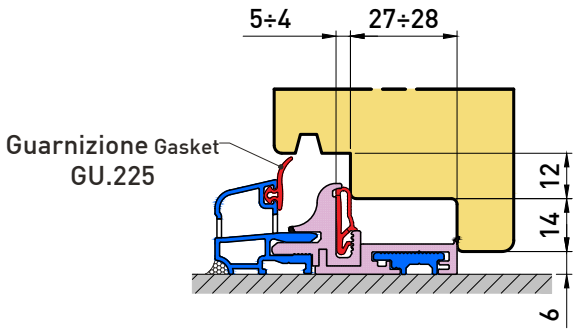

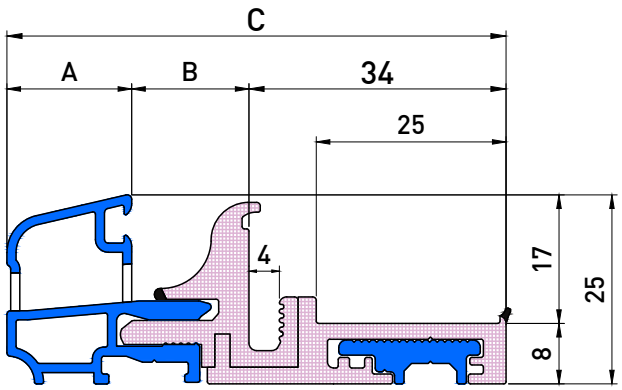

CODICE	A	B	C
A2127569	16,5	18,5	**69**
C2127570	20,5	15,5	**70**
° B2127571	18,5	18,5	**71**
° B4127582	18,5	29,5	**82**

Guarnizione accessoria: GU.225
Accessory gasket: GU.225

° Terminale disponibile 43704057.12 per la dimensione (A) 18,5 mm
End cap available for (A) 18.5 mm dimension

AT.9210

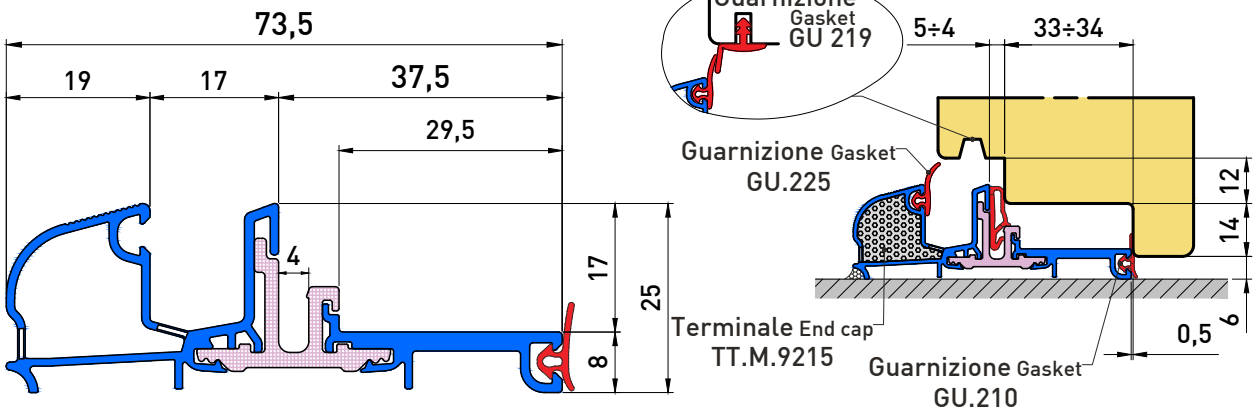

AT.9110

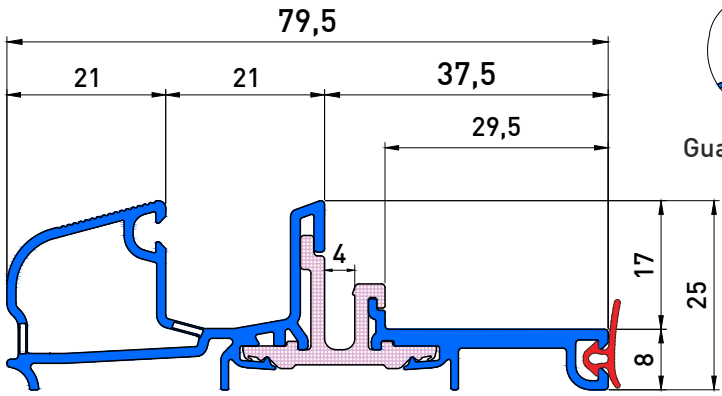

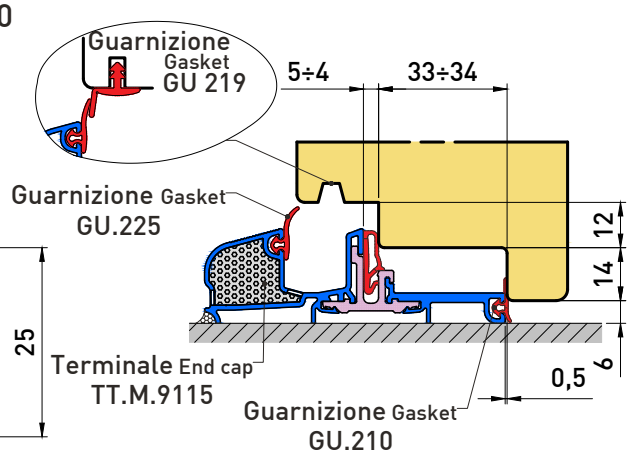

D2131580

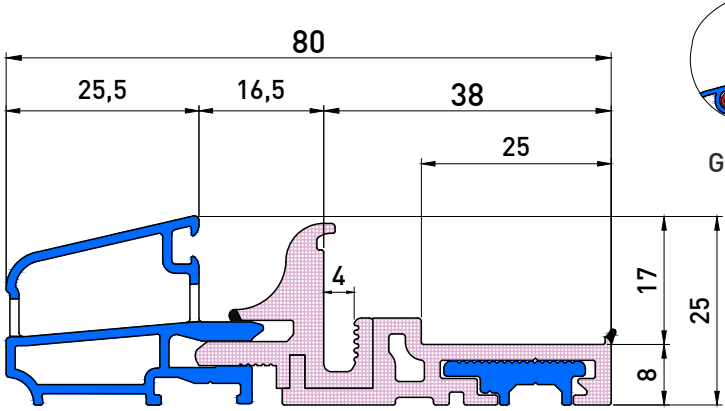

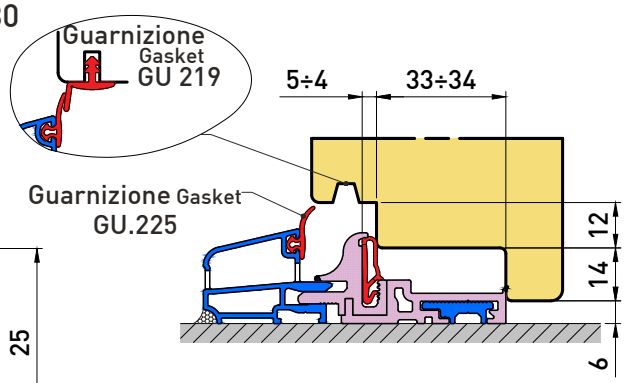

AT.9230

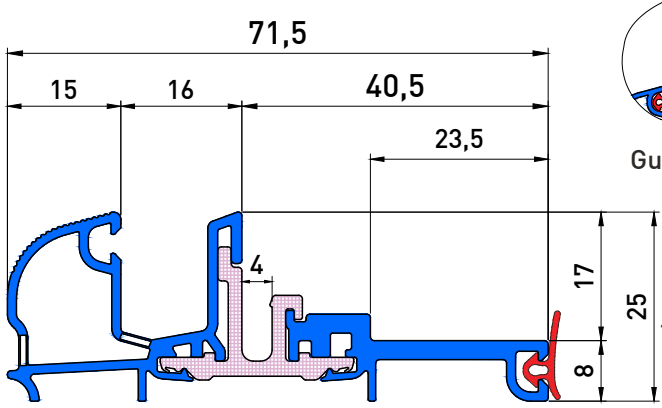

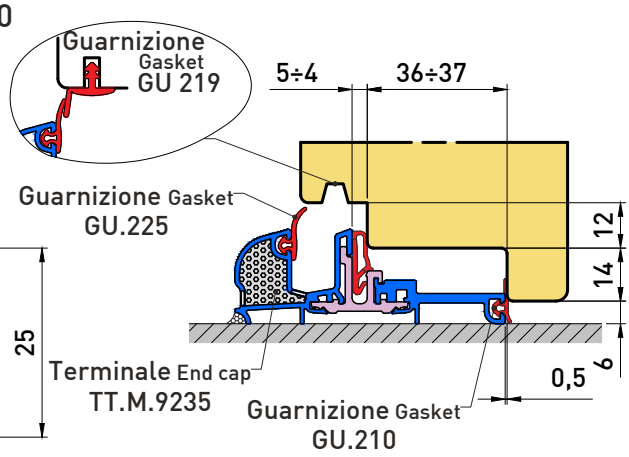

SOGLIE (guarnizione cava 4) SILLS (4MM GROOVE) - Battuta 40,5 BEAT

AT.8680.N

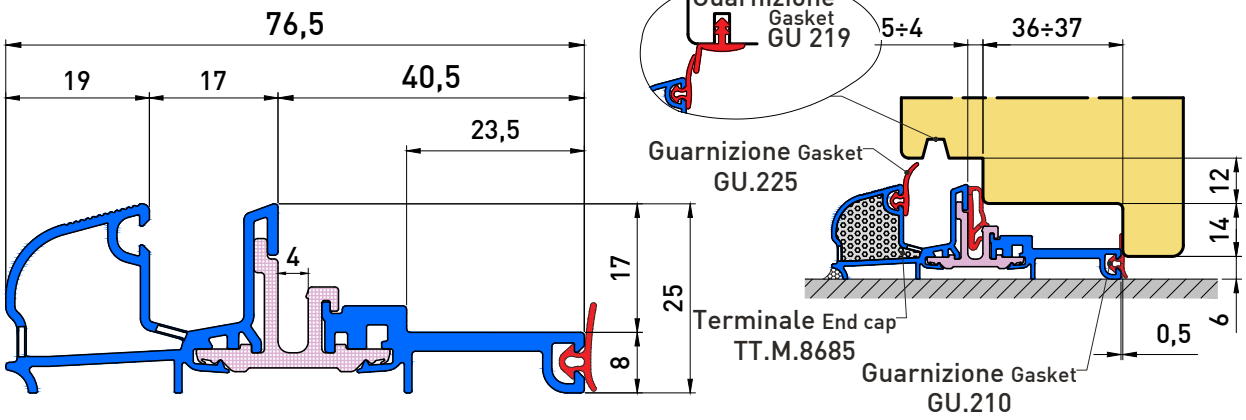

AT.8900.N

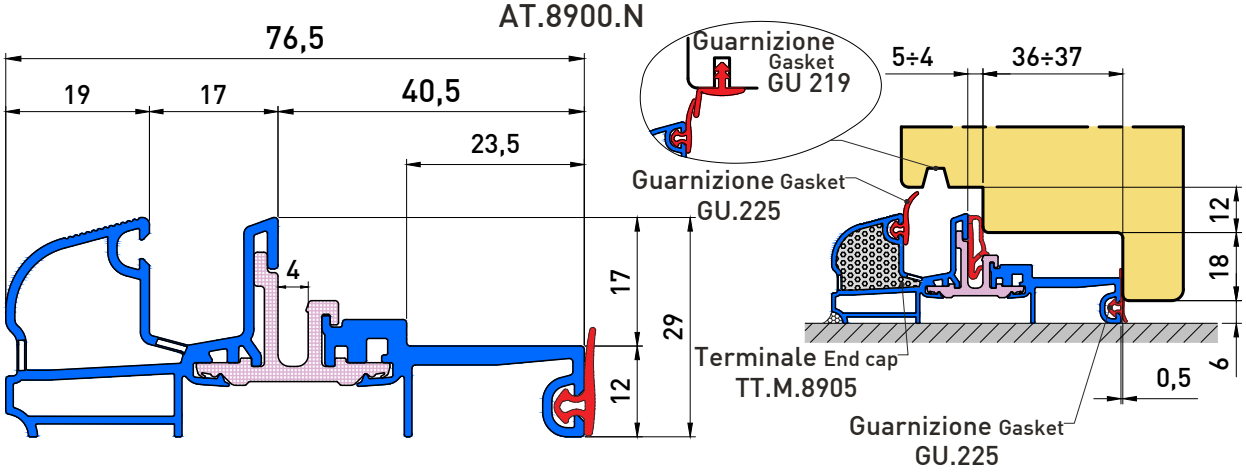

AT.9190*

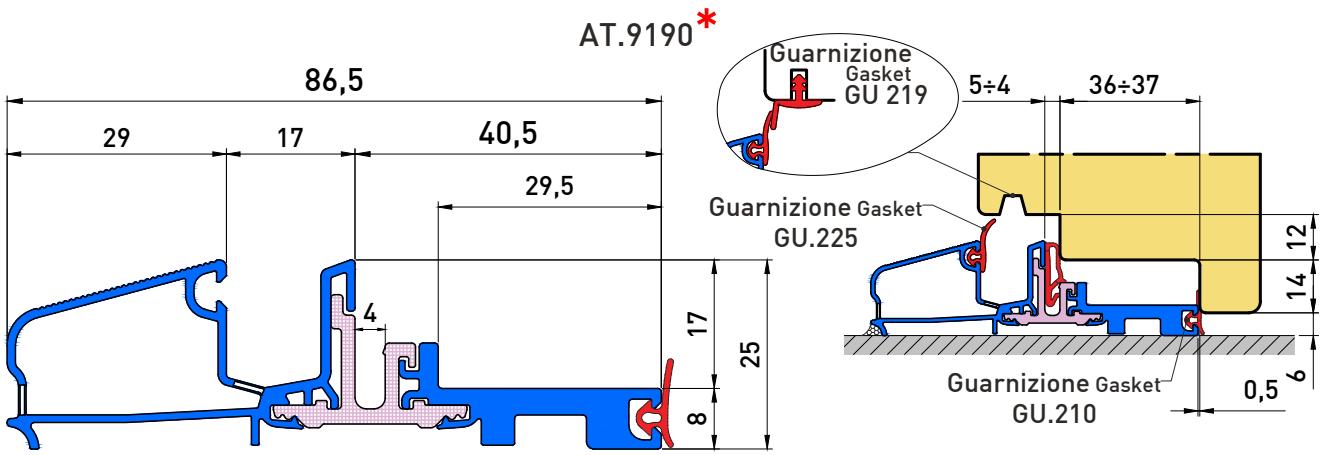

AT.8640.N

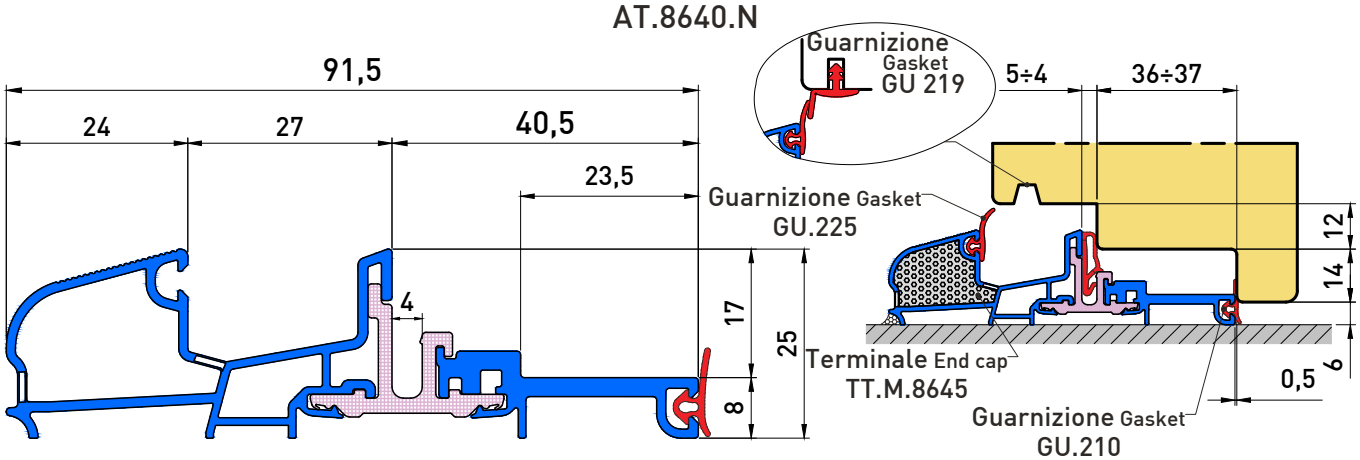

*Ad esaurimento *Running out of stock*

AT.8650.N

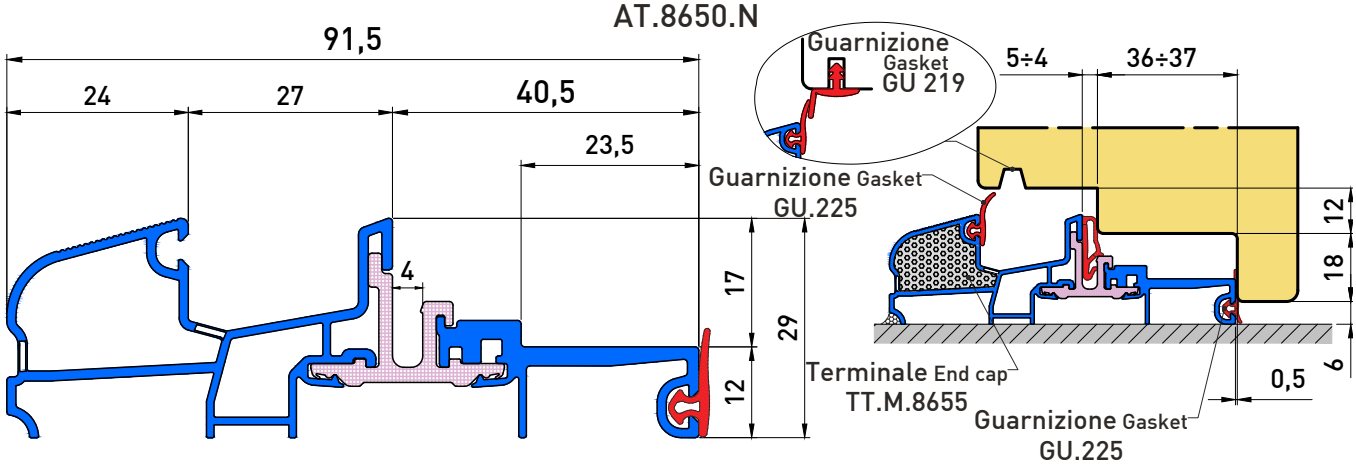

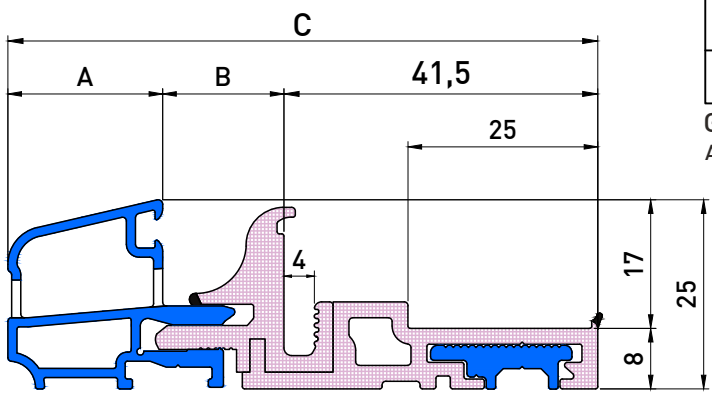

CODICE	A	B	C
C2135078	20,5	16	**78**
E4135092	21,5	29	**92**

Guarnizione accessoria: GU.225
Accessory gasket: GU.225

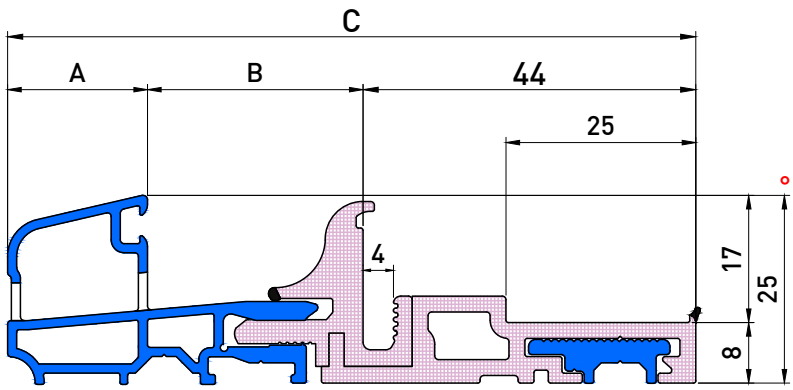

CODICE	A	B	C
○ B4137591	18,5	28,5	**91**
○ B4137592	18,5	29,5	**92**

Guarnizione accessoria: GU.225
Accessory gasket: GU.225

○ Terminale disponibile 43704057.12 per la dimensione (A) 18,5 mm
End cap available for (A) 18.5 mm dimension

AT.9320*

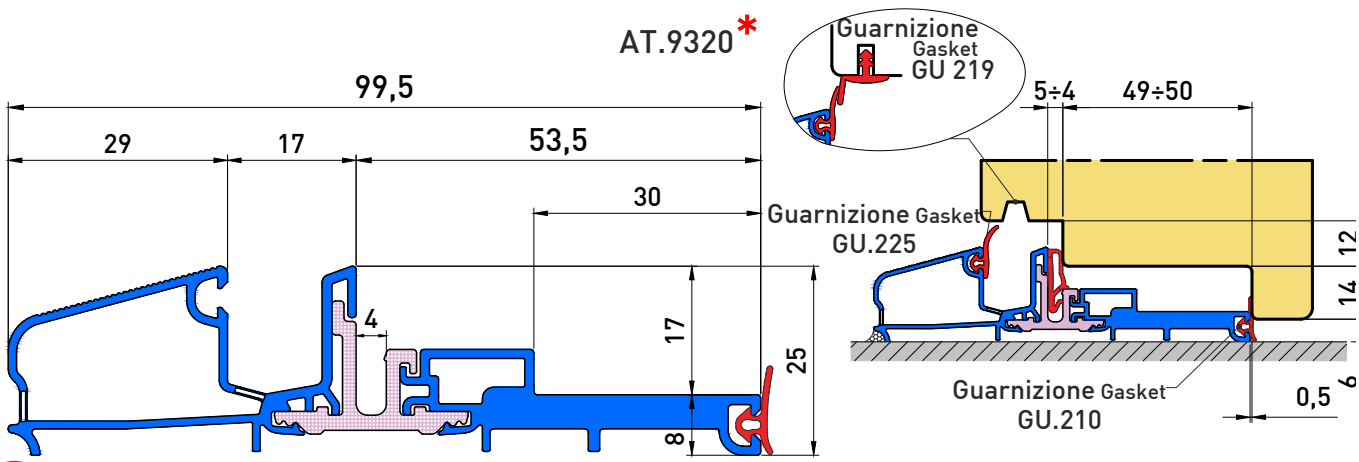

SOGLIE (guarnizione telaio V) SILLS (frame gasket V) - Battuta 27,5 BEAT

AL.2560

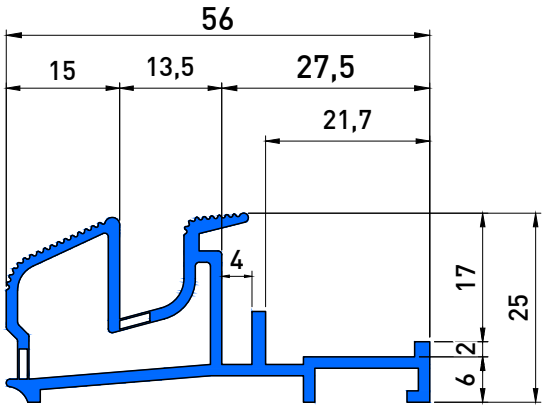

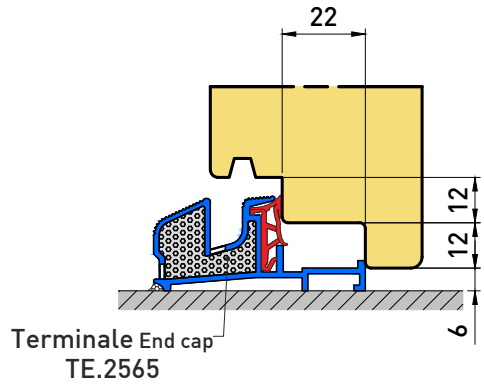

Intercambiabile con AT.8700 (Interchangeable)

AT.8700

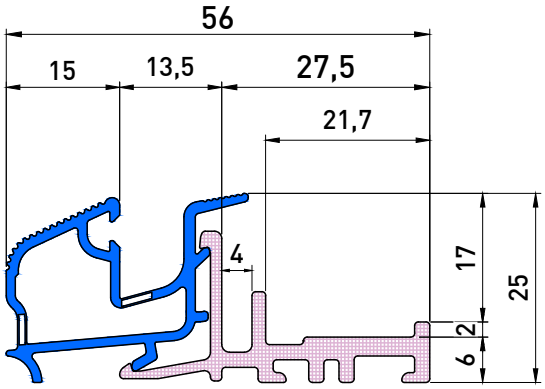

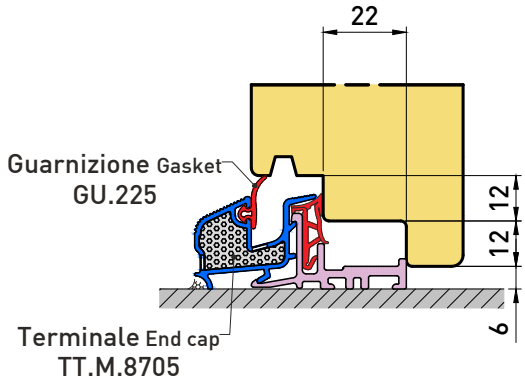

Intercambiabile con AL.2560 (Interchangeable)

AL.2460

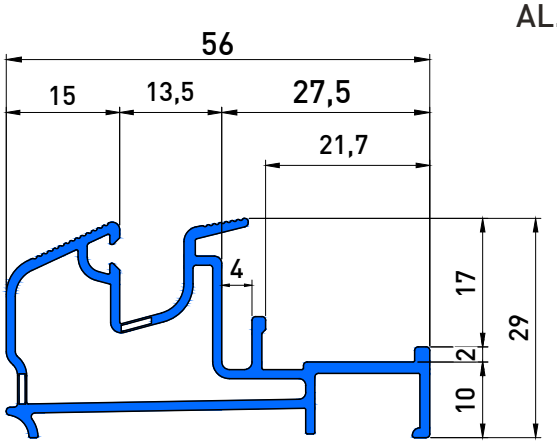

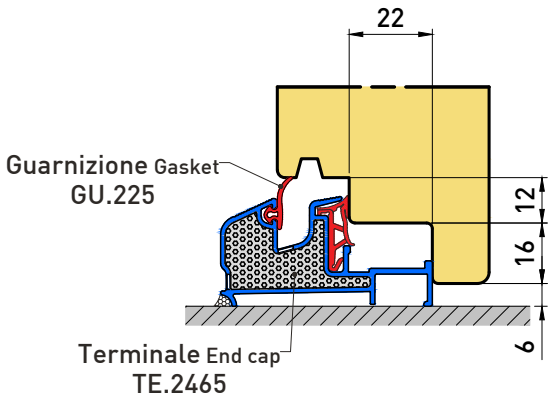

Intercambiabile con AT.8710 (Interchangeable)

AT.8710.N

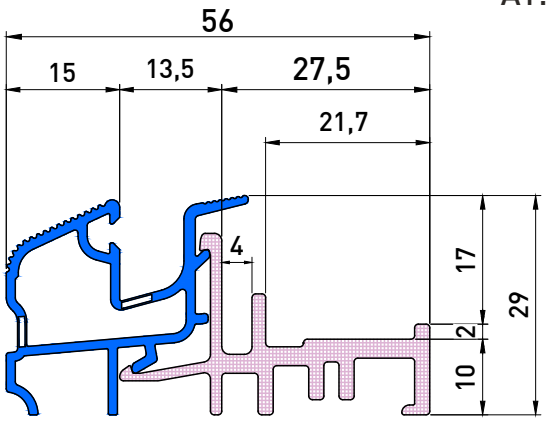

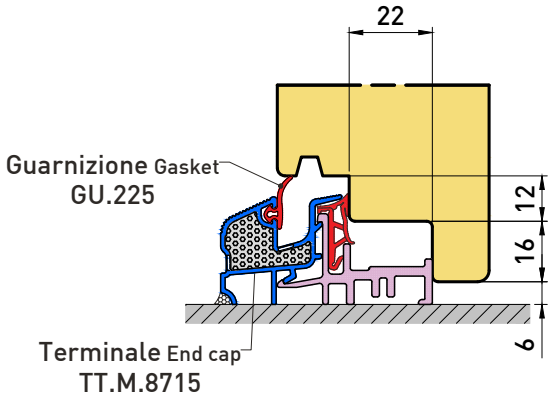

Intercambiabile con AL.2460 (Interchangeable)

*Ad esaurimento *Running out of stock*

AT.8860.N*

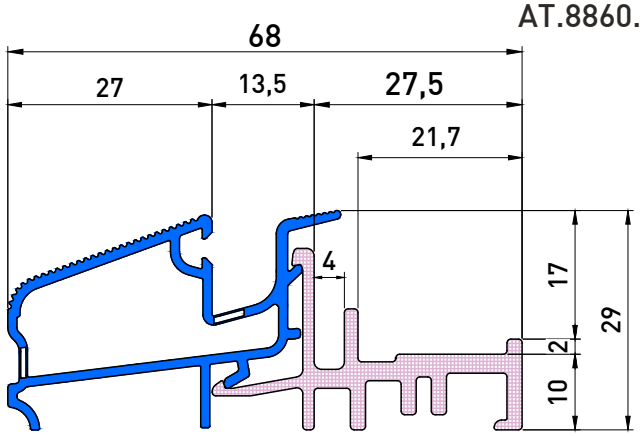

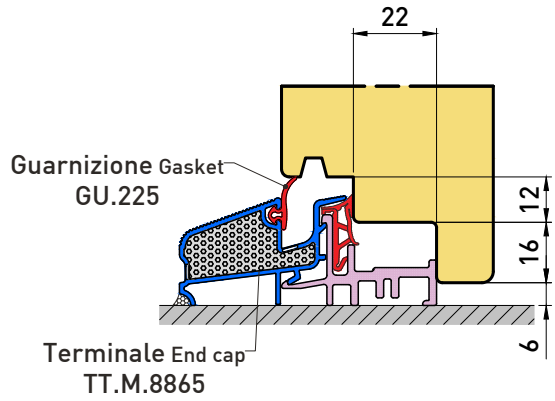

AL.2000

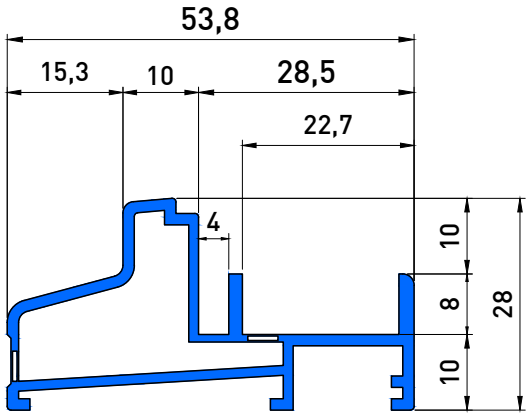

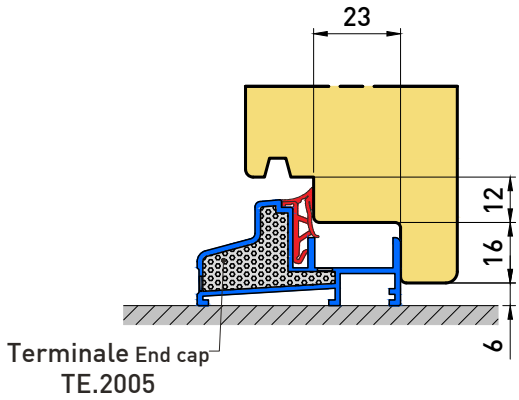

AL.2570*

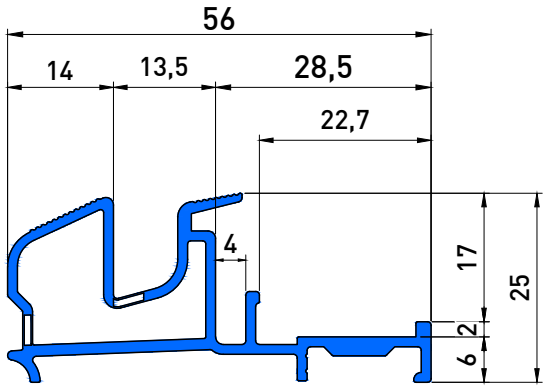

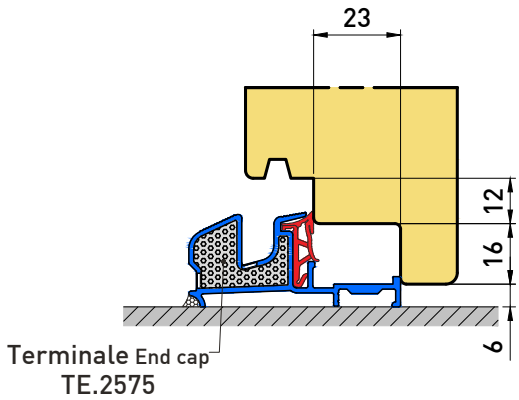

AL.2470*

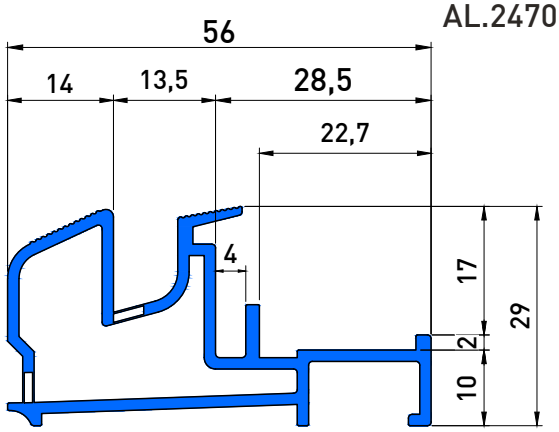

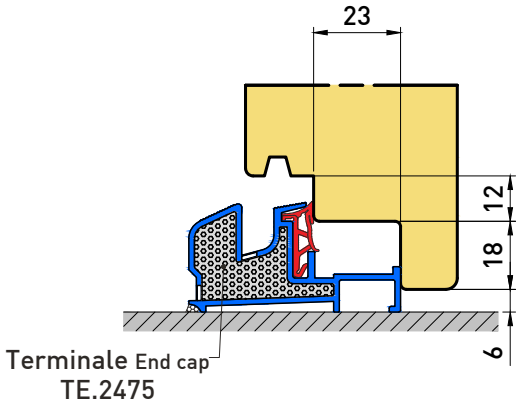

SOGLIE (guarnizione telaio V) SILLS (frame gasket V) - Battuta 30,5-32,5-32 BEAT

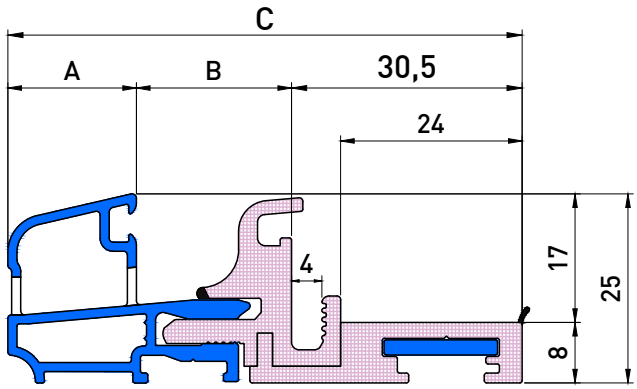

CODICE	A	B	C
° B2424068	18,5	18,5	**68**
A4424070	17	22,5	**70**

Guarnizione accessoria: GU.225
Accessory gasket: GU.225

° Terminale disponibile 43704057.12 per la dimensione (A) 18,5 mm
End cap available for (A) 18.5 mm dimension

AL.3300

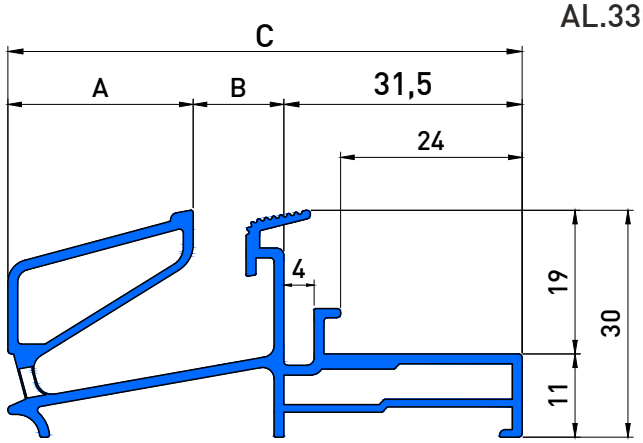

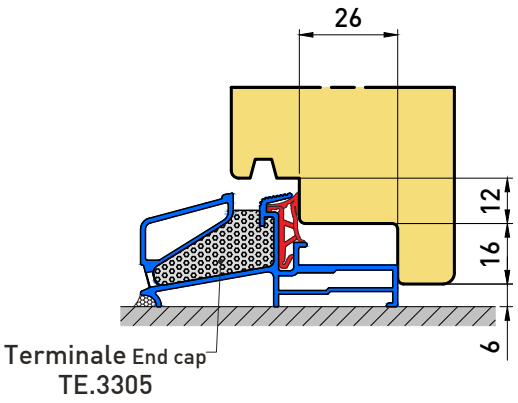

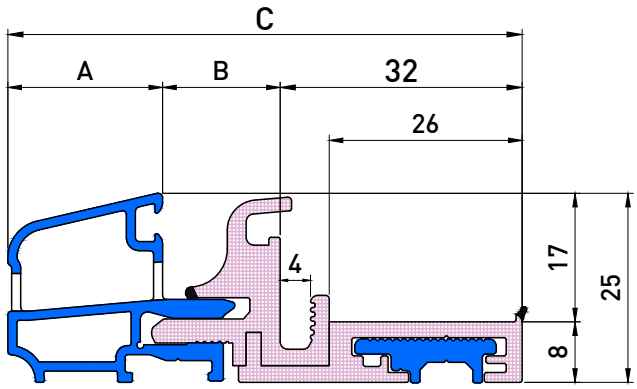

CODICE	A	B	C
C2425568	20,5	15,5	**68**
C4425579	20,5	26,5	**79**

Guarnizione accessoria: GU.225
Accessory gasket: GU.225

*Ad esaurimento *Running out of stock*

AT.8850.N

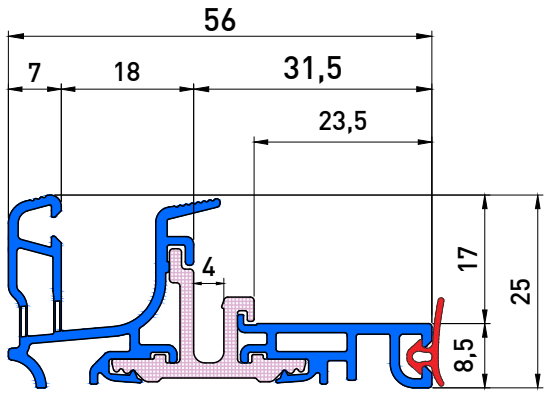

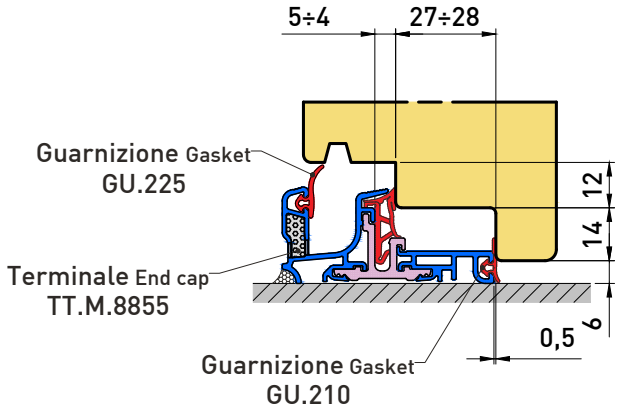

AT.9100

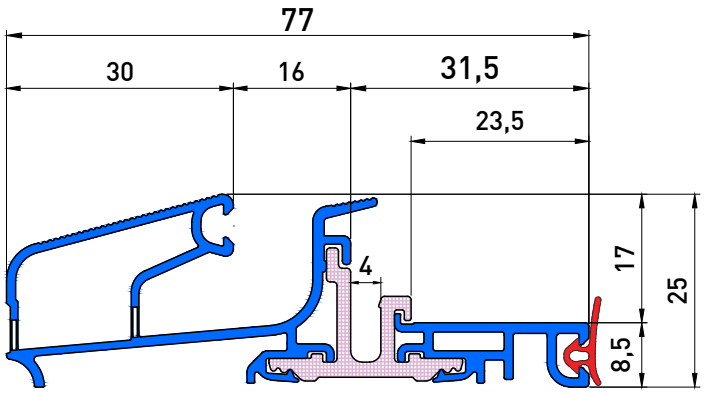

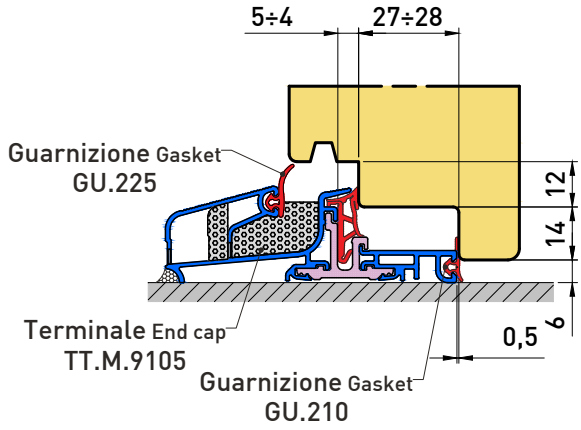

AT.8830.N

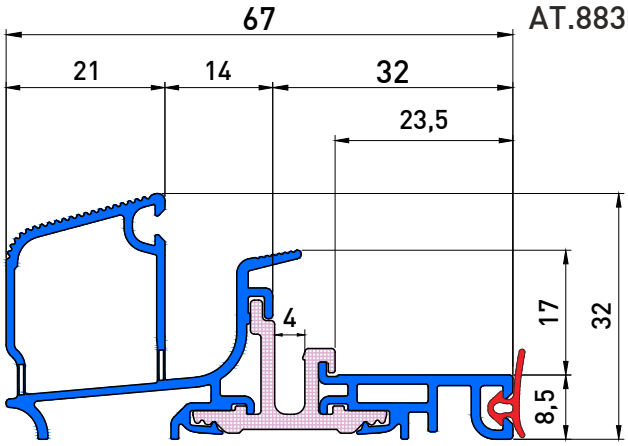

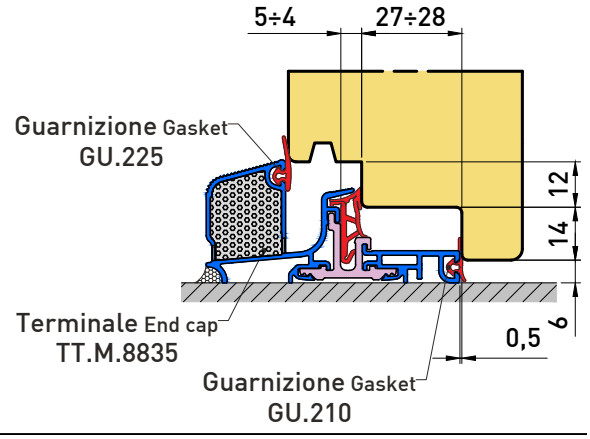

AT.8590.N

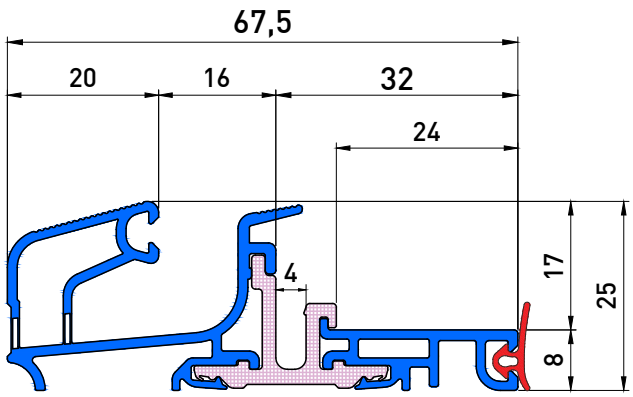

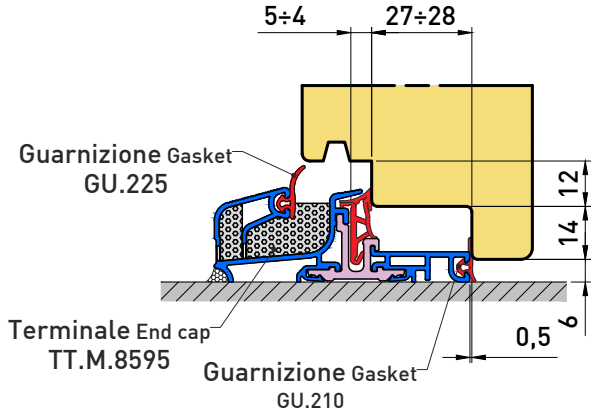

Intercambiabile con AL.3700 (Interchangeable)

SOGLIE (guarnizione telaio V) SILLS (frame gasket V) - Battuta 32 BEAT

AT.8600.N

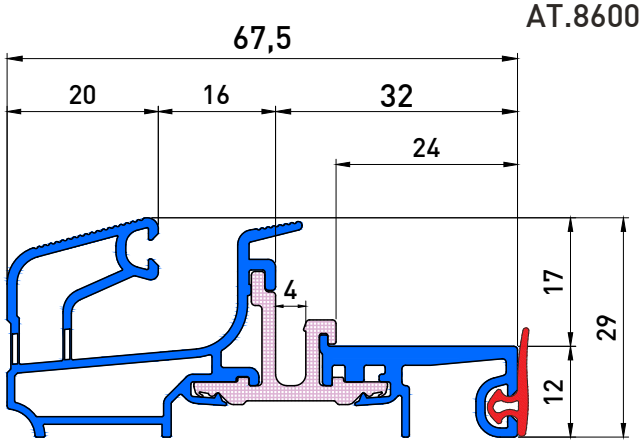

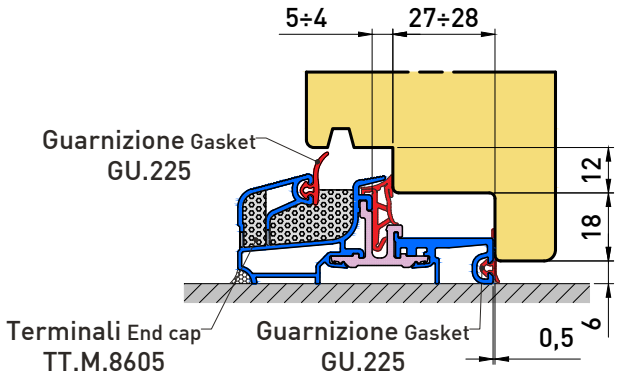

Intercambiabile con AL.3710 (Interchangeable)

AT.8990*

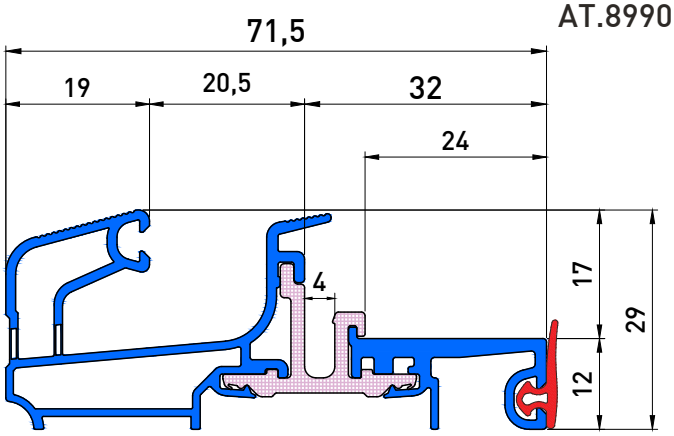

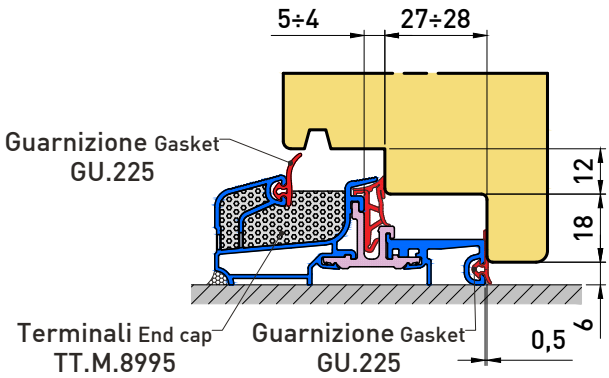

AT.8780.N

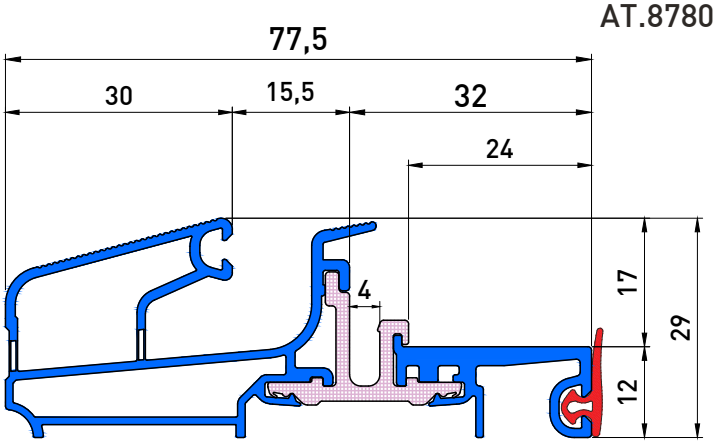

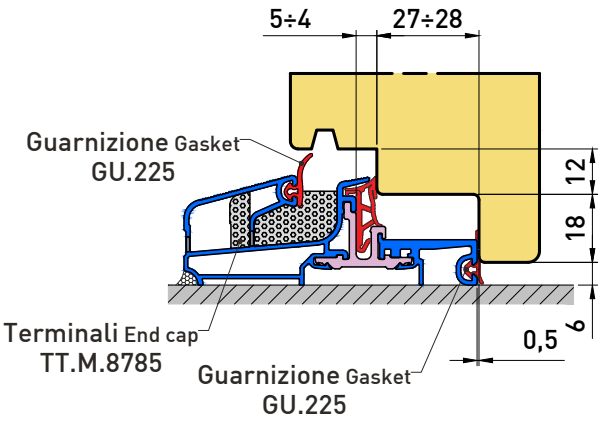

AT.9000*

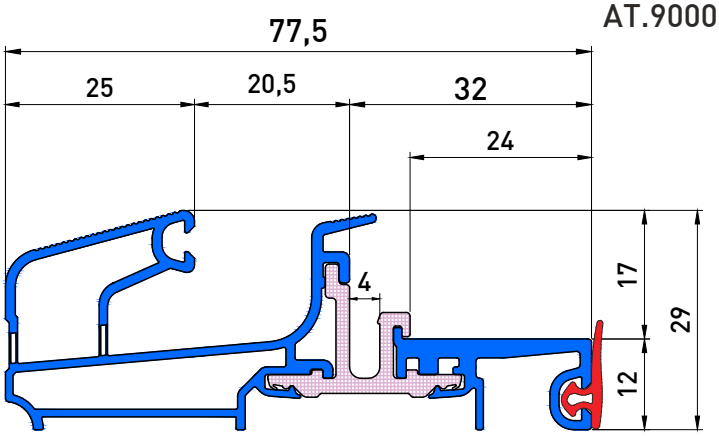

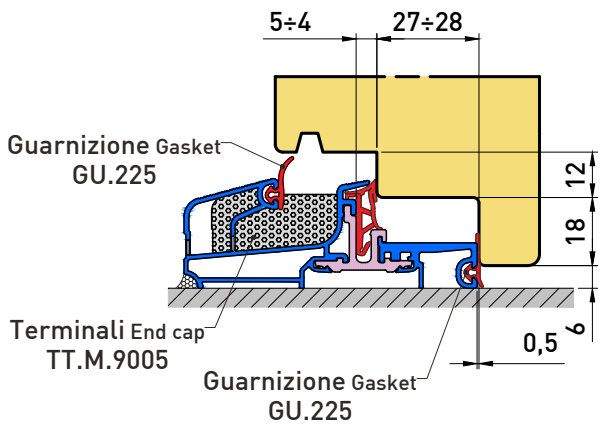

*Ad esaurimento *Running out of stock*

AT.8760.N

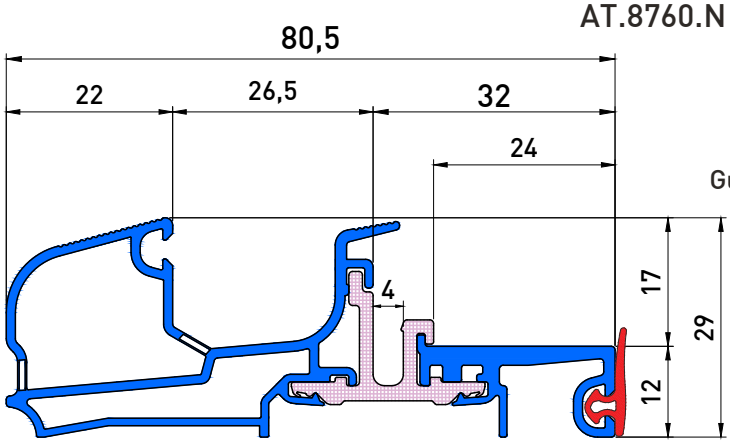

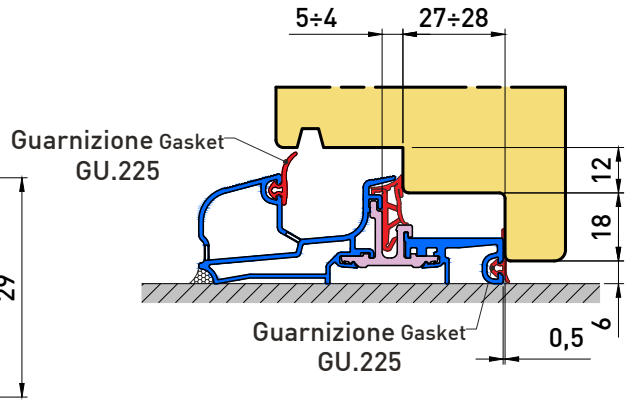

AL.3700

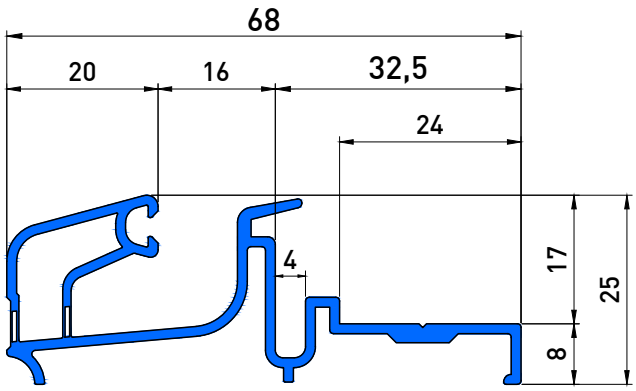

Intercambiabile con AT.8590 (Interchangeable)

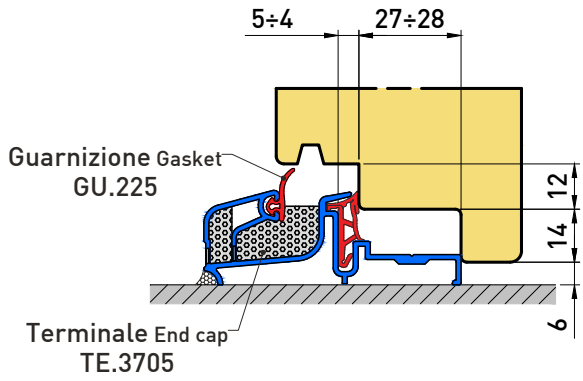

AL.3710

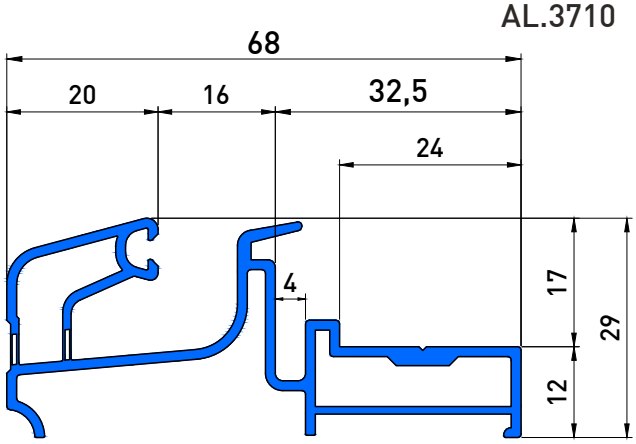

Intercambiabile con AT.8600 (Interchangeable)

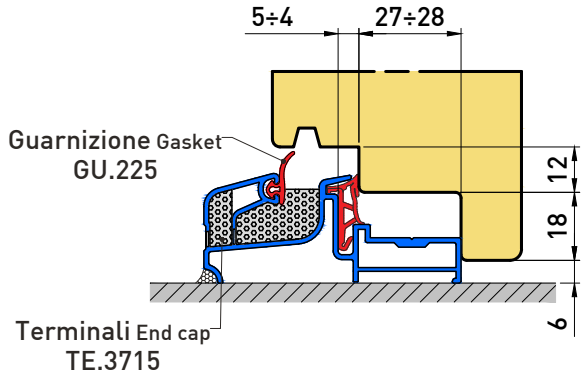

AT.8770*

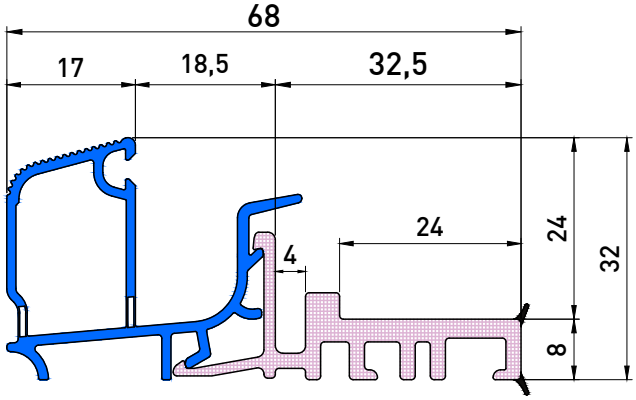

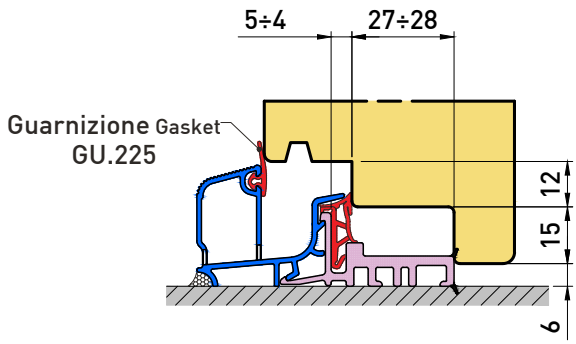

SOGLIE (guarnizione telaio V) SILLS (frame gasket V) - Battuta 37,5-38 BEAT

AT.9160

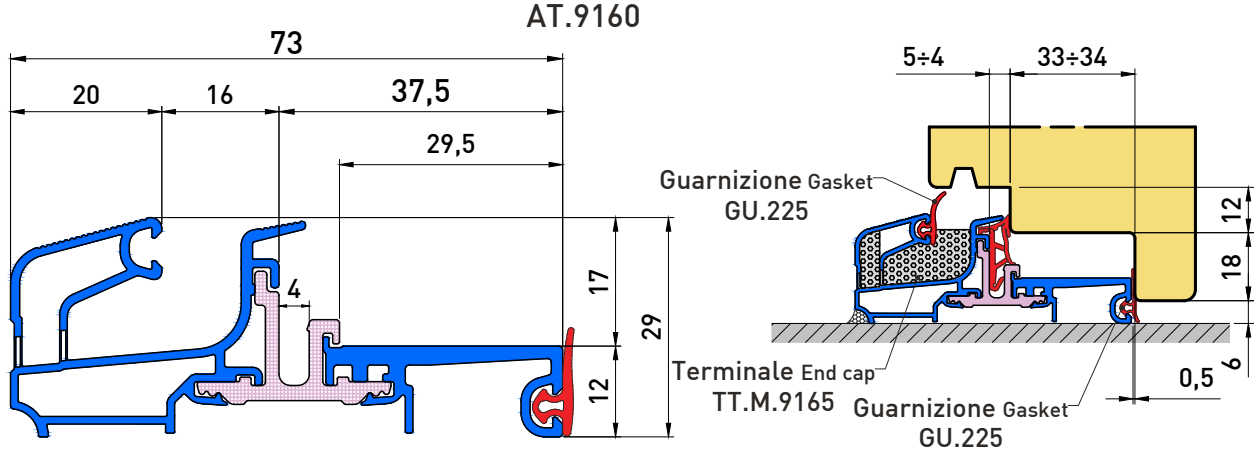

AT.9200

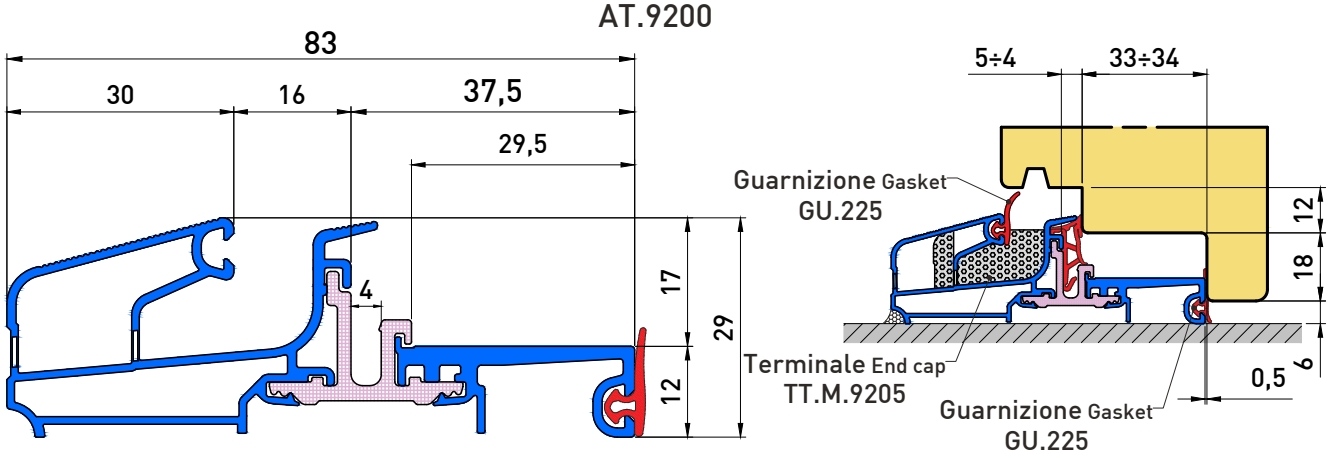

AT.9250 (AT.9300)

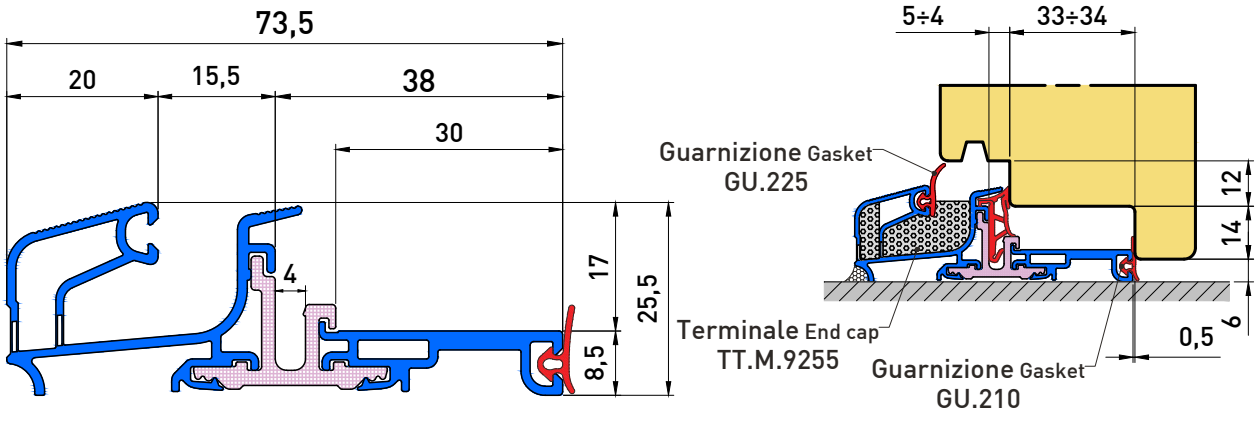

AT.9170

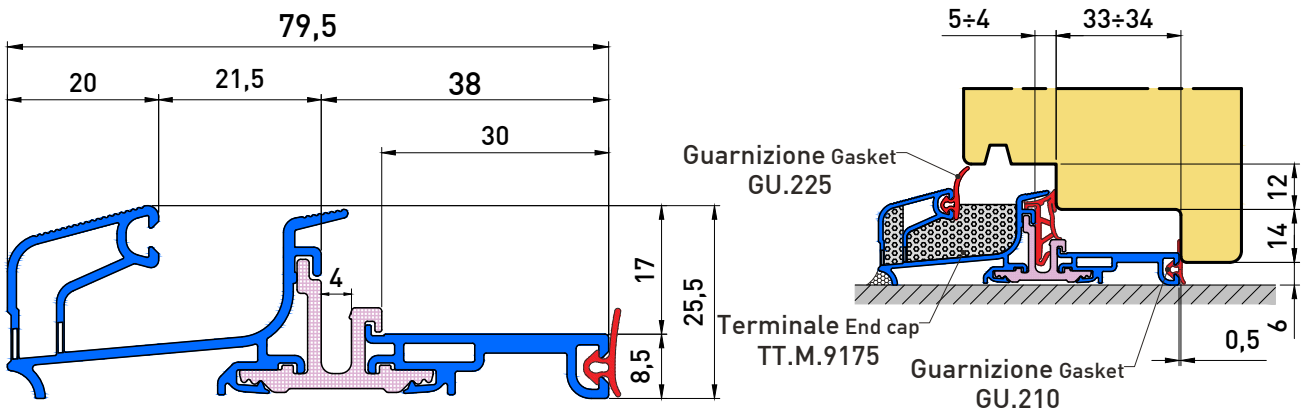

*Ad esaurimento *Running out of stock*

AT.9290

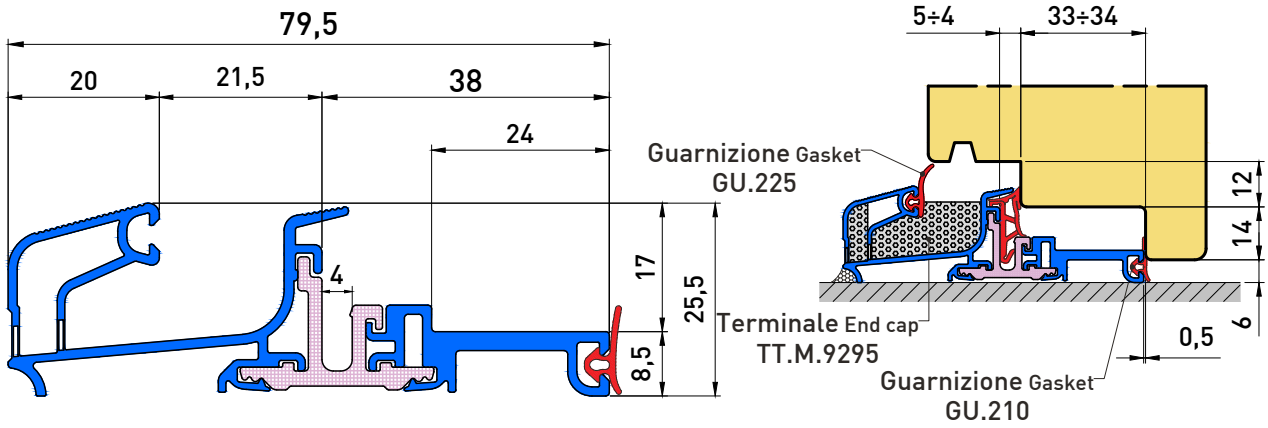

AT.9280

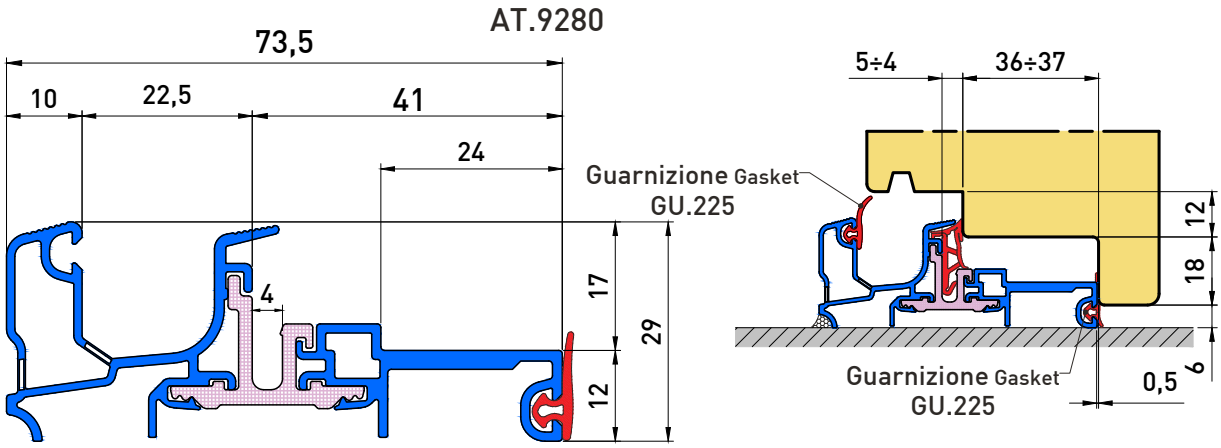

AT.9030

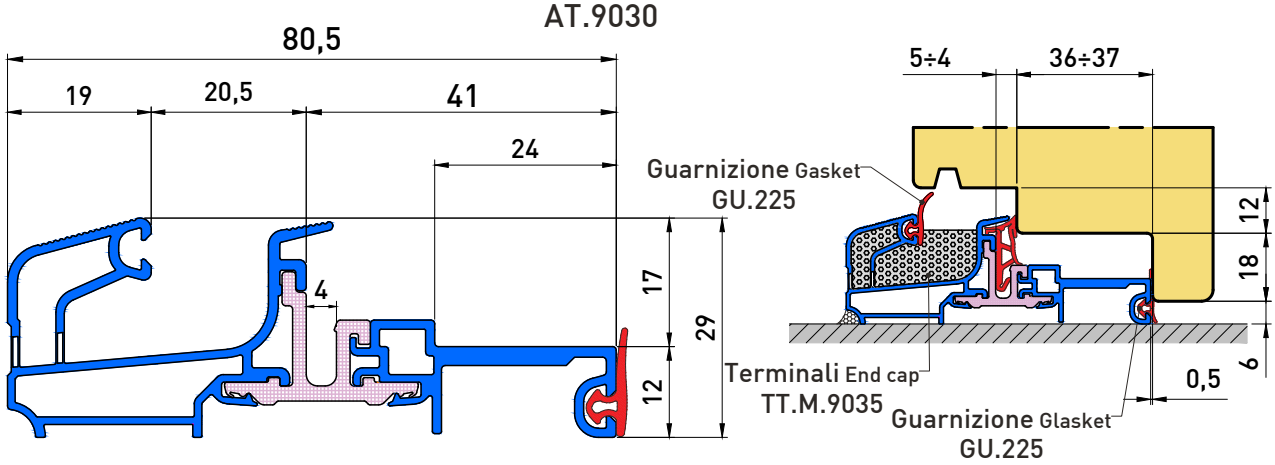

AT.8560.N

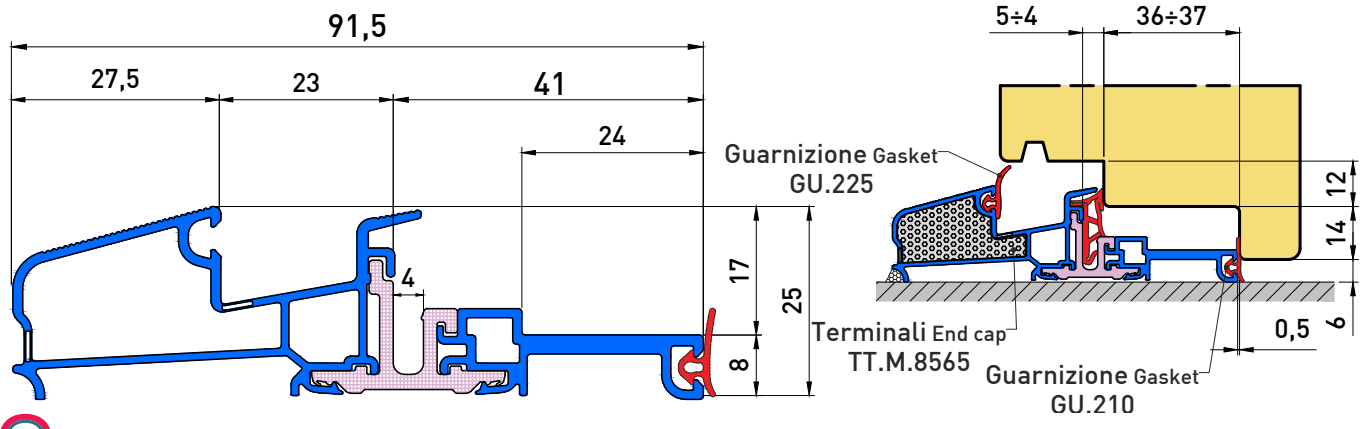

SOGLIE (guarnizione telaio V) SILLS (frame gasket V) - Battuta 41-50 BEAT

AT.8570.N

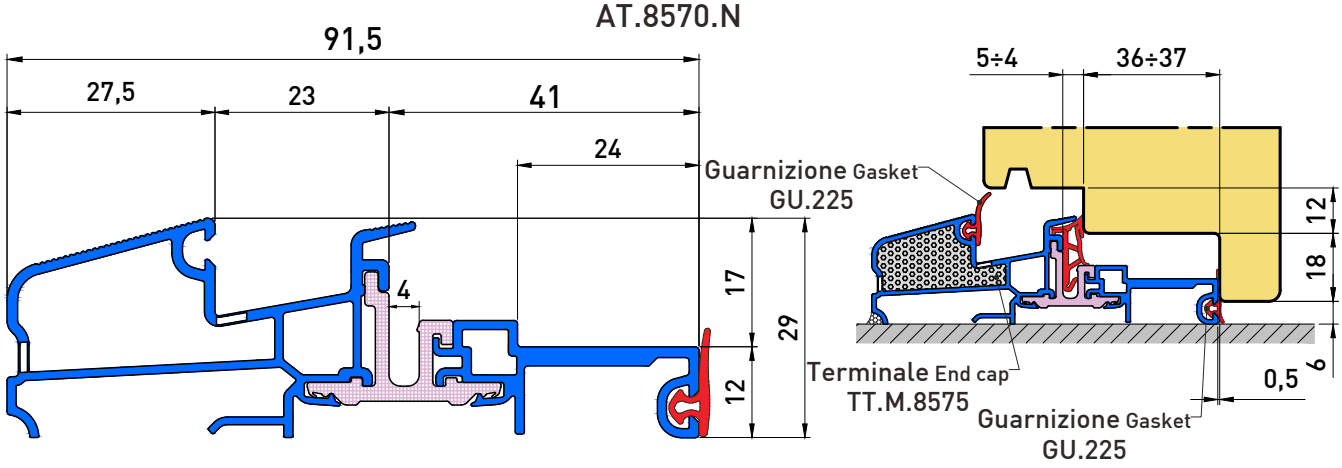

AT.9180

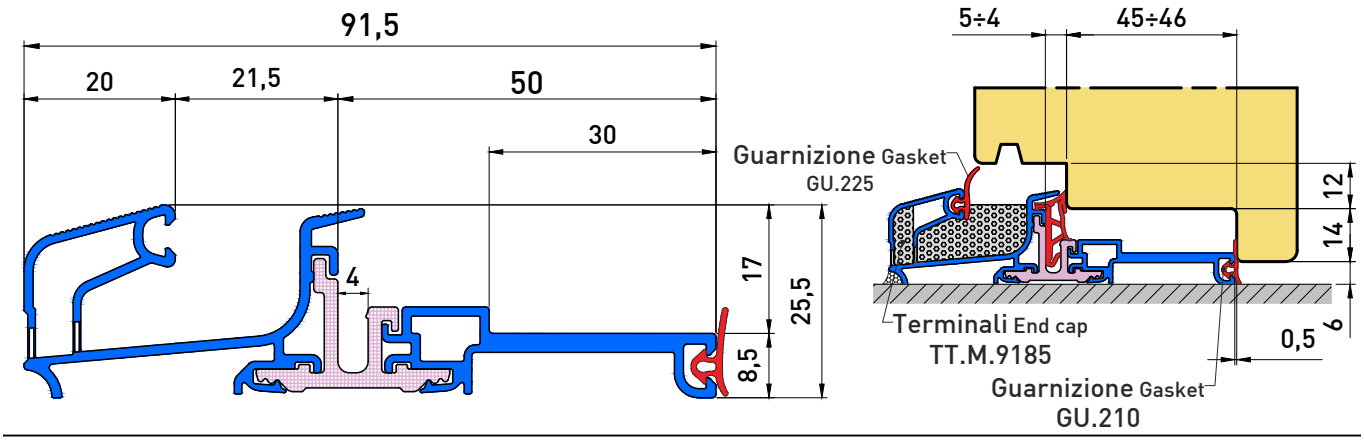

AT.9500

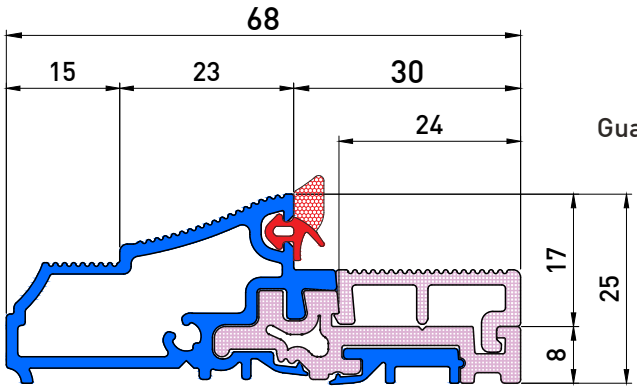

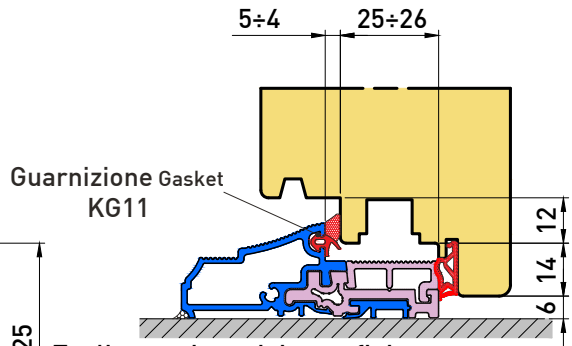

Taglio termico grigio con finitura argento.
Altre finiture in colore nero.
Gray thermal cut with silver finish.
Other finishes in black

Patente Pending

Nuova Gamma New range

AT.9510

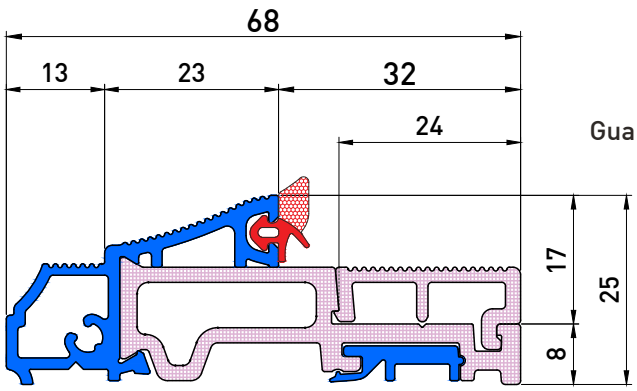

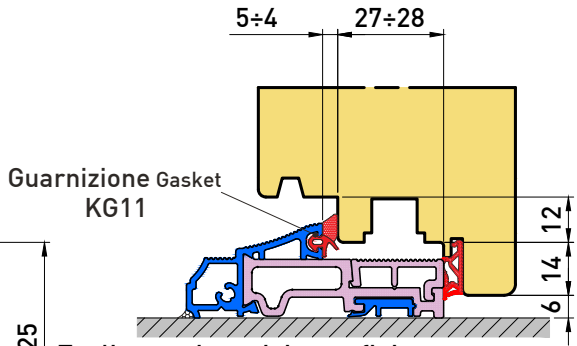

Taglio termico grigio con finitura argento.
Altre finiture in colore nero.
Gray thermal cut with silver finish.
Other finishes in black

Patente Pending

Nuova Gamma New range

AT.9530

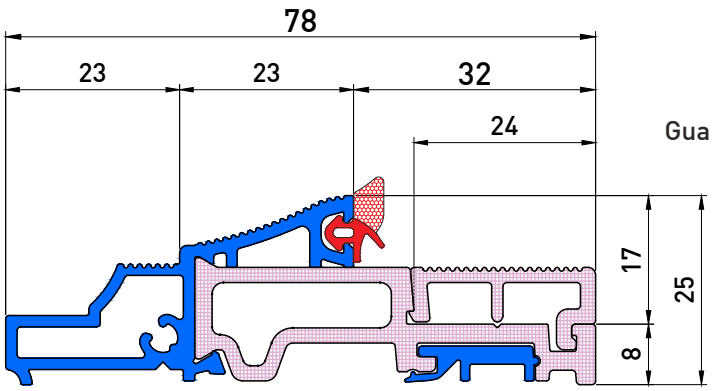

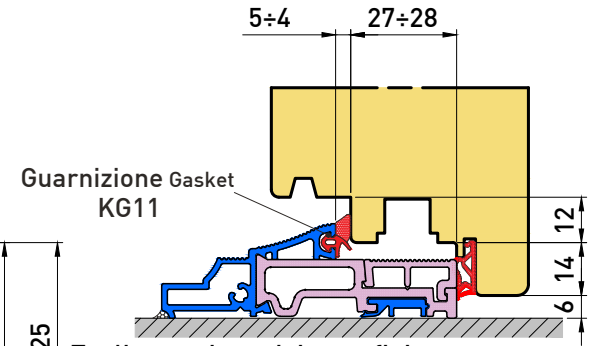

Taglio termico grigio con finitura argento.
Altre finiture in colore nero.
Gray thermal cut with silver finish.
Other finishes in black

Patente Pending

Nuova Gamma New range

AT.9610

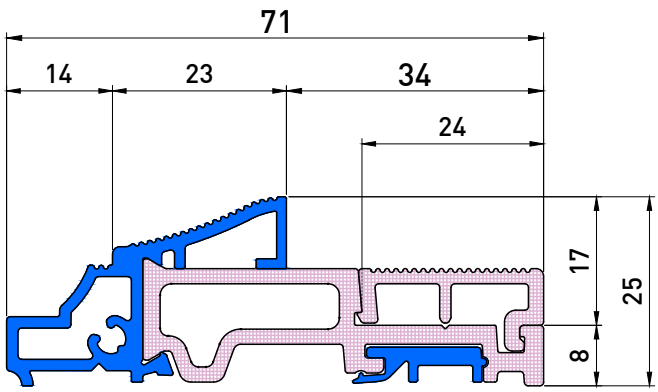

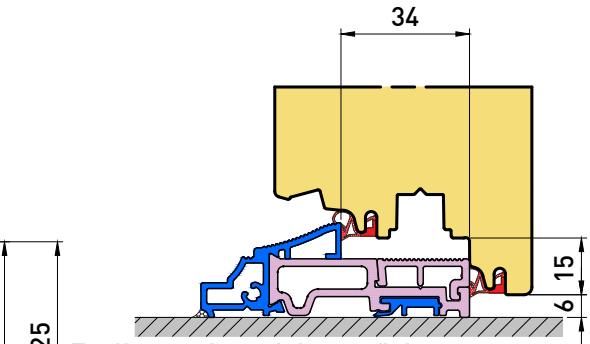

Taglio termico grigio con finitura argento.
Altre finiture in colore nero.
Gray thermal cut with silver finish.
Other finishes in black

Patente Pending

Nuova Gamma New range

SOGLIE UNIKA 2.0 SILLS

AT.9600

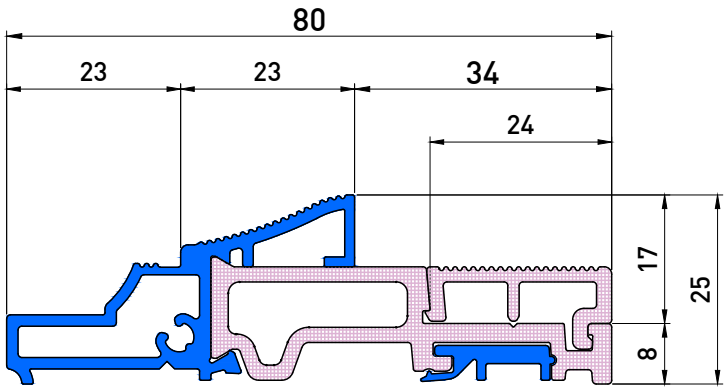

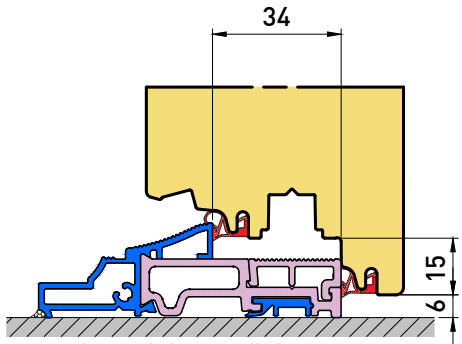

Taglio termico grigio con finitura argento.
Altre finiture in colore nero.
Gray thermal cut with silver finish.
Other finishes in black

Patente Pending

Nuova Gamma New range

AT.9520

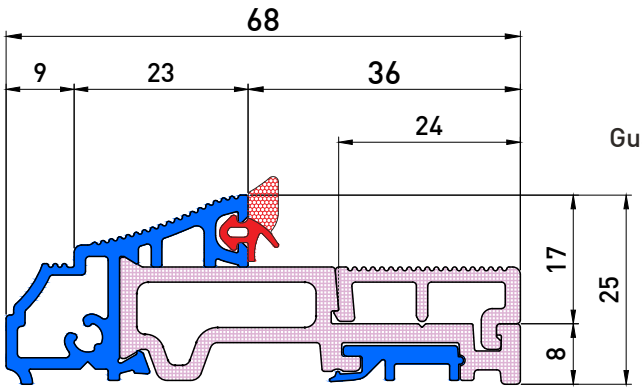

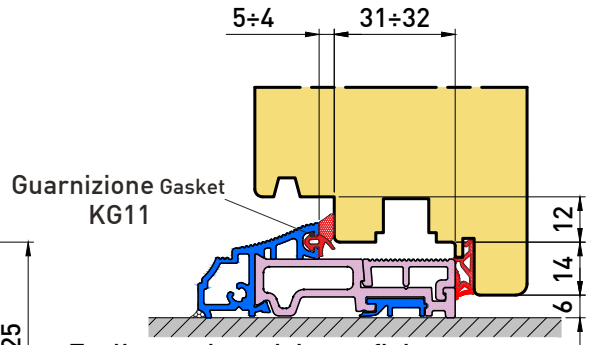

Taglio termico grigio con finitura argento.
Altre finiture in colore nero.
Gray thermal cut with silver finish.
Other finishes in black

Patente Pending

Nuova Gamma New range

AT.9540

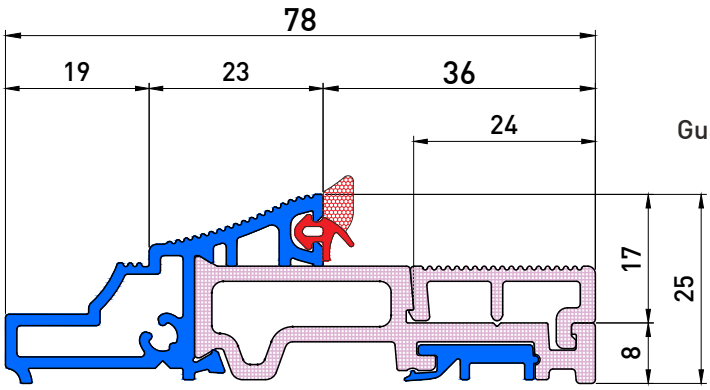

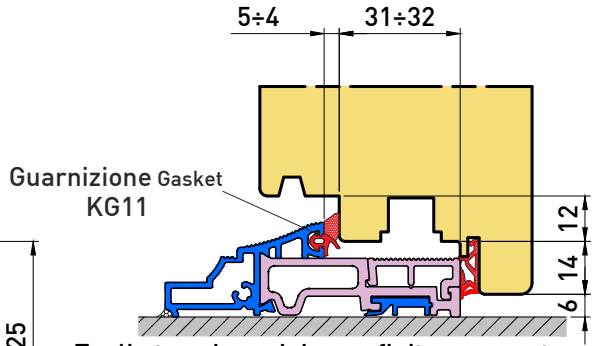

Taglio termico grigio con finitura argento.
Altre finiture in colore nero.
Gray thermal cut with silver finish.
Other finishes in black

Patente Pending

Nuova Gamma New range

AT.9550

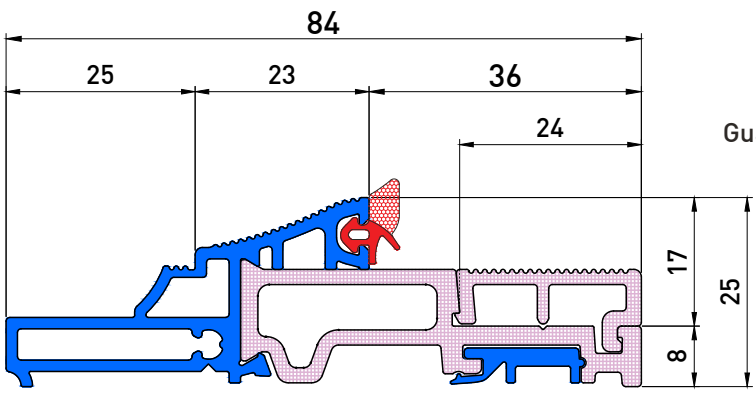

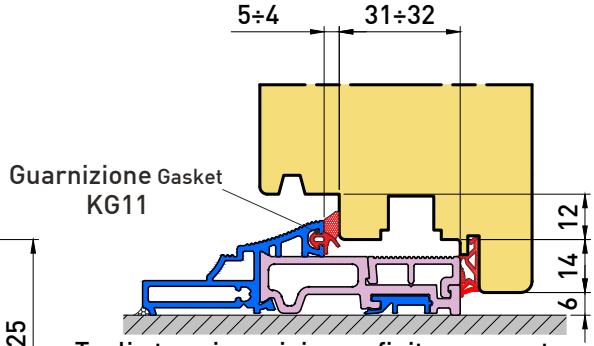

Taglio termico grigio con finitura argento.
Altre finiture in colore nero.
Gray thermal cut with silver finish.
Other finishes in black

Patente Pending

Nuova Gamma New range

AT.9580

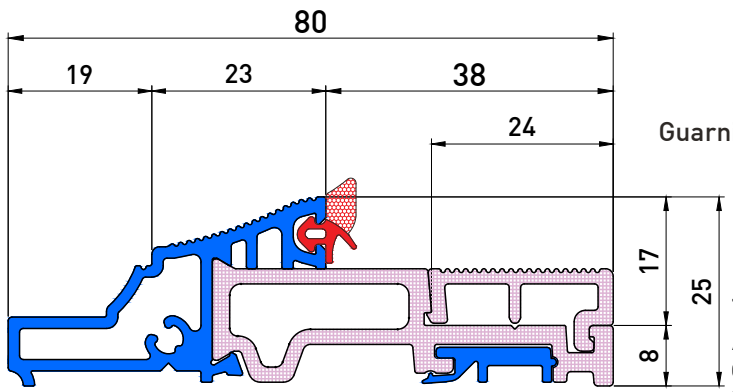

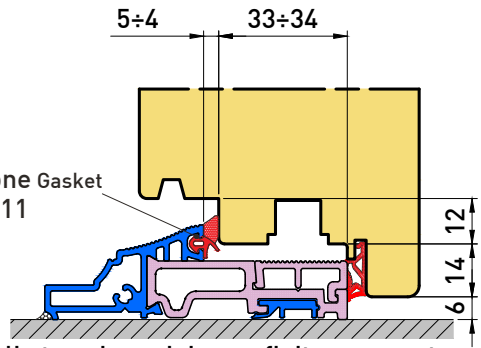

Taglio termico grigio con finitura argento.
Altre finiture in colore nero.
Gray thermal cut with silver finish.
Other finishes in black

Patente Pending

Nuova Gamma New range

AT.9560

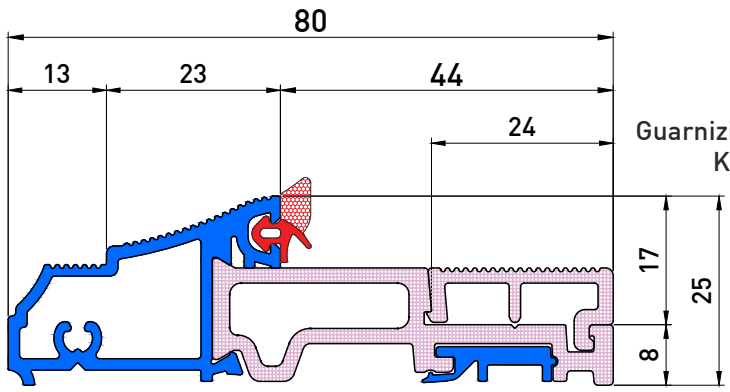

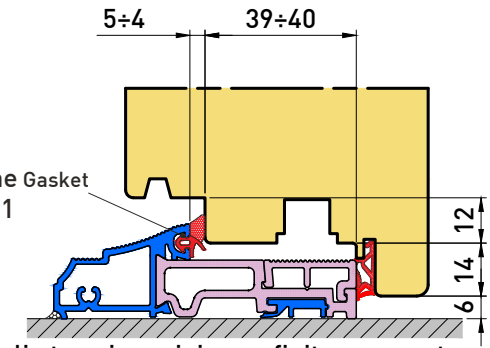

Taglio termico grigio con finitura argento.
Altre finiture in colore nero.
Gray thermal cut with silver finish.
Other finishes in black

Patente Pending

Nuova Gamma New range

AT.9570

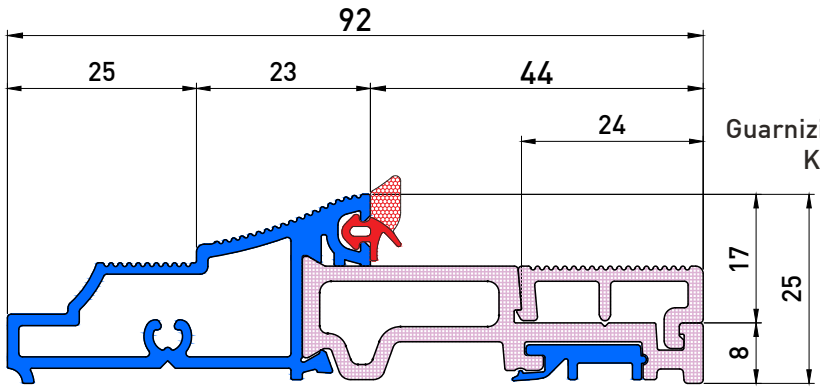

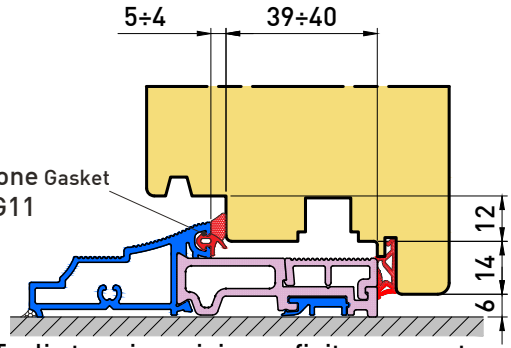

Taglio termico grigio con finitura argento.
Altre finiture in colore nero.
Gray thermal cut with silver finish.
Other finishes in black

Patente Pending

Nuova Gamma New range

AT.9590

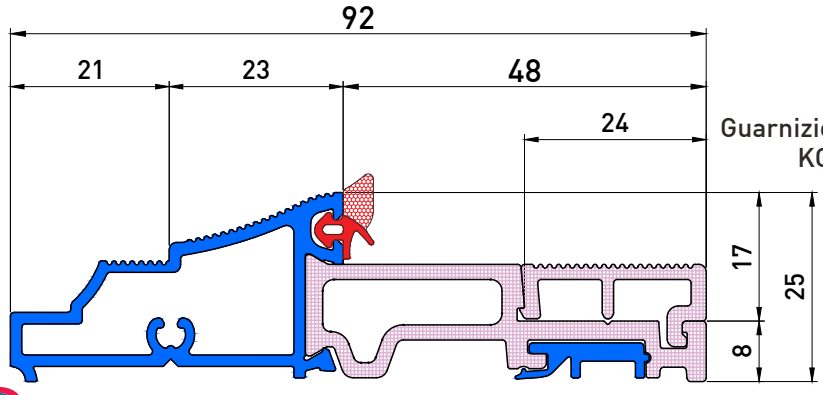

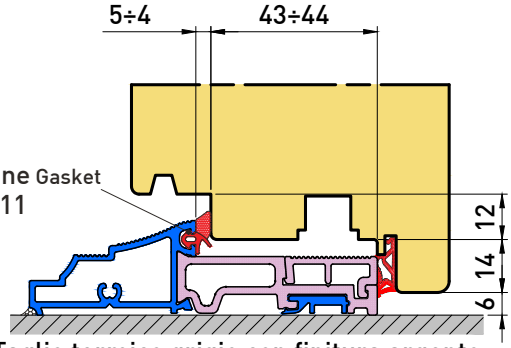

Taglio termico grigio con finitura argento.
Altre finiture in colore nero.
Gray thermal cut with silver finish.
Other finishes in black

Patente Pending

Nuova Gamma New range

SOGLIE UNIKA 2.0 SILLS

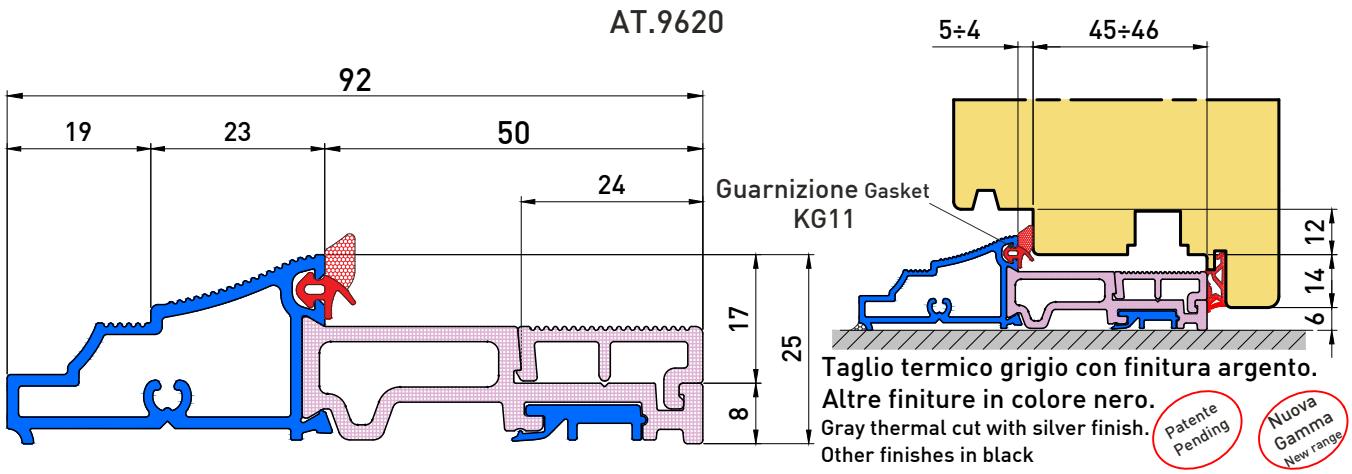

Unika 2.0 - Un nuovo approccio costruttivo

Con la nuova Soglia Unika 2.0, Europrofili introduce una soluzione progettata per garantire maggiore affidabilità e durata nel tempo.

La principale innovazione riguarda il sistema di fissaggio del riscontro, che non avviene più tramite vite autoperforante ma mediante un sistema composto da vite e dado, in grado di assicurare una tenuta significativamente superiore e una maggiore resistenza alle sollecitazioni meccaniche.

Anche il rinforzo interno è stato completamente ripensato. Il nuovo profilo viene infatti assemblato per tutta la lunghezza della soglia mediante un processo di rullatura continua, che lo mantiene perfettamente solidale alla struttura. In questo modo, anche dopo il taglio della barra a misura effettuato dal cliente, il rinforzo rimane correttamente alloggiato nella propria sede, eliminando il rischio di fuoriuscita.

Il cuore dell'innovazione è il profilo di rinforzo progettato con una geometria specifica che consente l'alloggiamento di un dado al suo interno. Dopo il posizionamento del riscontro, soglia e rinforzo vengono forati e il fissaggio viene completato mediante vite e dado. Questa configurazione permette di ottenere un collegamento meccanico più robusto rispetto alle soluzioni tradizionali, riducendo il rischio di allentamento e migliorando la durata dell'assemblaggio nel corso della vita utile del serramento.

Per garantire le massime prestazioni della Soglia Unika 2.0 è prevista una specifica sequenza di montaggio:

1. Inserimento del profilo di rinforzo all'interno della soglia.
2. Fissaggio del rinforzo per tutta la lunghezza della barra mediante rullatura.
3. Posizionamento del riscontro alla distanza desiderata.
4. Foratura della soglia e del rinforzo mediante trapano.
5. Bloccaggio definitivo del riscontro tramite viti e dadi.

Questo processo garantisce un fissaggio preciso, sicuro e ripetibile, migliorando la qualità dell'assemblaggio e la durata del prodotto finito.

Con Unika 2.0, Europrofili propone quindi una soluzione che affronta due problematiche concrete dell'assemblaggio delle soglie: la stabilità del rinforzo dopo il taglio a misura e la durabilità del fissaggio dei riscontri. Un'evoluzione tecnica che conferma l'attenzione dell'azienda verso lo sviluppo di componenti sempre più performanti per il mercato del serramento.

Unika 2.0 - A New Construction Approach

With the new Unika 2.0 sill, Europrofili introduces a solution designed to ensure greater reliability and durability.

The main innovation concerns the fastening system for the striker plate, which no longer uses a self-drilling screw but a screw and nut system, ensuring significantly better hold and greater resistance to mechanical stress.

The internal reinforcement has also been completely redesigned. The new profile is assembled along the entire length of the sill using a continuous rolling process, which keeps it perfectly attached to the structure. This way, even after the bar is cut to size by the customer, the reinforcement remains properly seated, eliminating the risk of it coming loose.

The heart of this innovation is the reinforcement profile, designed with a specific geometry that accommodates a nut. After positioning the striker plate, the sill and reinforcement are drilled and secured with a screw and nut. This configuration allows for a more robust mechanical connection than traditional solutions, reducing the risk of loosening and improving the durability of the assembly over the life of the window or door.

To ensure maximum performance of the Unika 2.0 sill, a specific assembly sequence is required:

1. Insert the reinforcement profile inside the sill.
2. Secure the reinforcement along the entire length of the bar by rolling.
3. Position the striker at the desired distance.
4. Drill the sill and reinforcement.
5. Secure the striker with screws and nuts.

This process ensures precise, safe, and repeatable fastening, improving the quality of the assembly and the durability of the finished product.

With Unika 2.0, Europrofili offers a solution that addresses two specific issues in sill assembly: the stability of the reinforcement after cutting to size and the durability of the striker fastening. A technical evolution that confirms the company's focus on developing increasingly high-performance components for the window and door market.

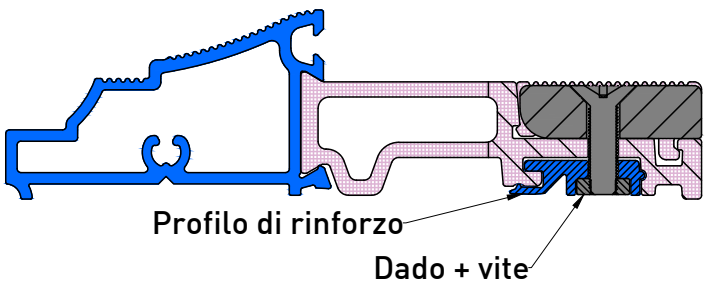

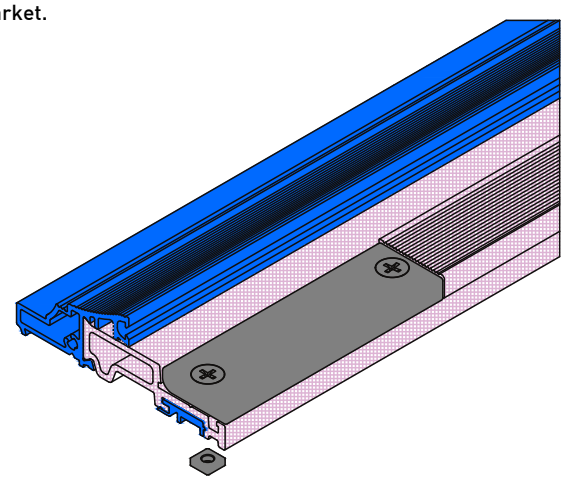

AT.9310

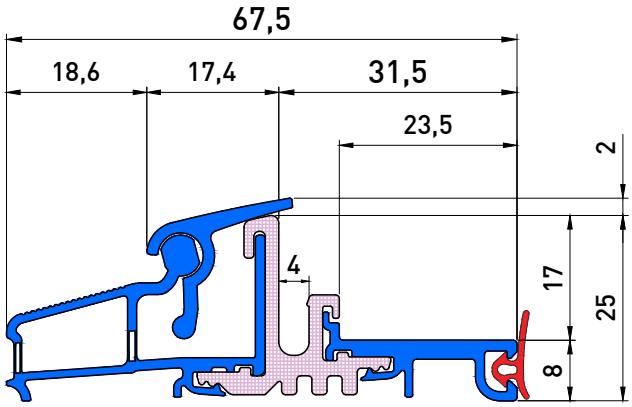

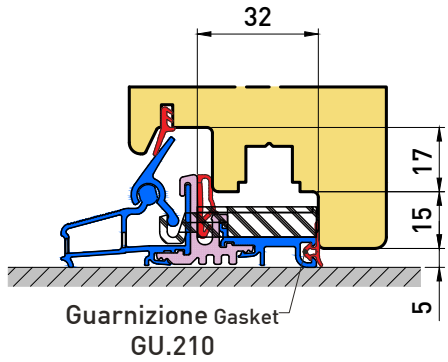

Serramento chiuso
Closed

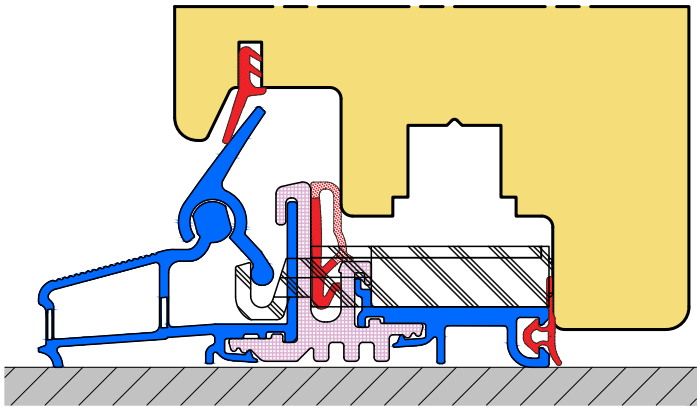

Serramento aperto
Open

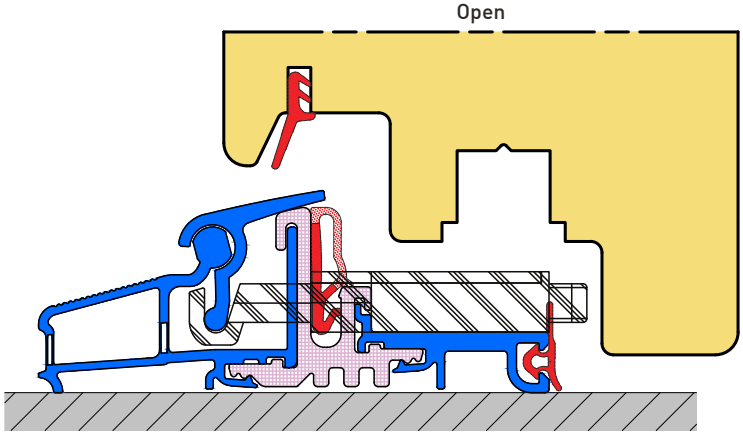

Tabella misure soglie fornite lenght sills table
800 mm
900 mm
1000 mm
1100 mm
1200 mm
1300 mm
1400 mm
1500 mm
1600 mm

GOCCIOLATOI

Drip trays

AL.3380

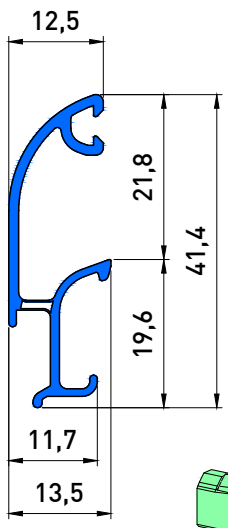

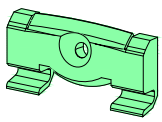

Clip
TE.3389

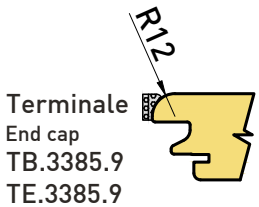

Terminale
End cap
TB.3385.9
TE.3385.9

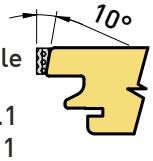

Terminale
End cap
TB.3385.1
TE.3385.1



Terminale
End cap
TB.3385.5
TE.3385.5
TG.3385.5

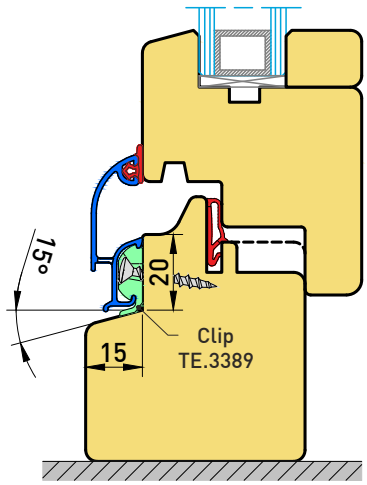

AL.3330

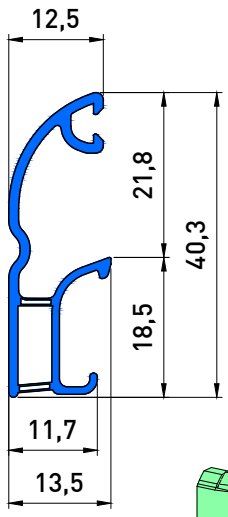

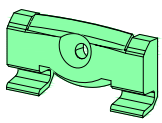

Clip
TE.3339

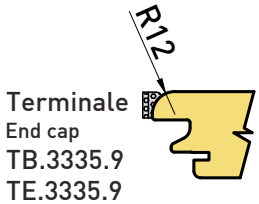

Terminale
End cap
TB.3335.9
TE.3335.9

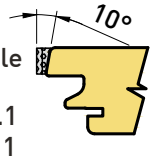

Terminale
End cap
TB.3335.1
TE.3335.1
TN.3335.1

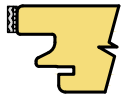

Terminale
End cap
TB.3335.5
TE.3335.5
TG.3335.5

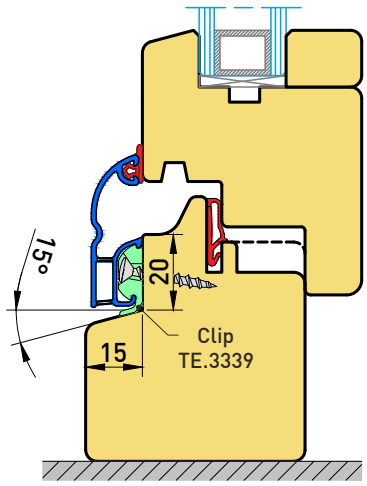

AL.4010

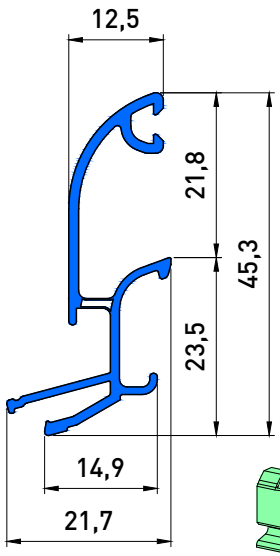

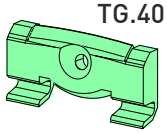

Clip
TE.4019

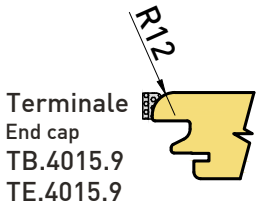

Terminale
End cap
TB.4015.9
TE.4015.9

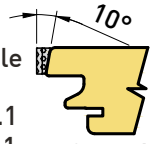

Terminale
End cap
TB.4015.1
TE.4015.1
TN.4015.1

Guarnizione Gasket
GU.200

Terminale
End cap
TB.4015.5
TE.4015.5
TG.4015.5

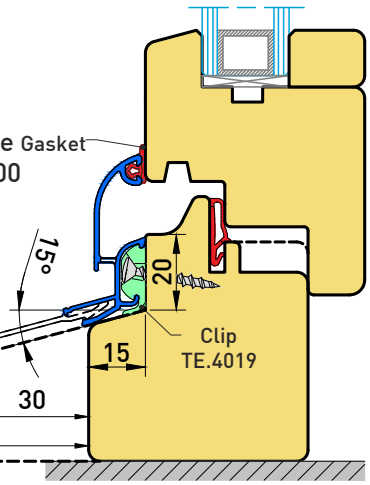

Grondaie (pg.94)
Gutters
AL.3230
AL.4020

GOCCIOLATOI (in luce a clip) DRIPTRAYS (in light clip)

AL.4070

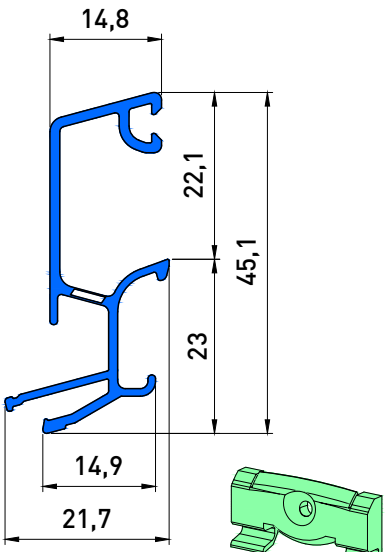

Clip
TE.4079

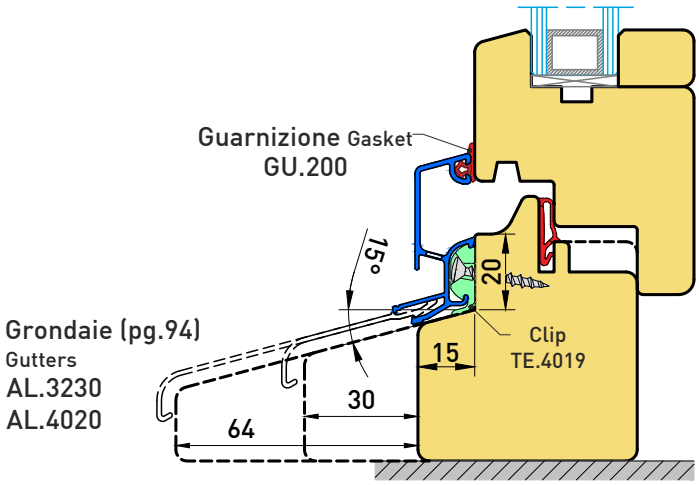

Grondaie (pg.94)
Gutters
AL.3230
AL.4020

AL.4080

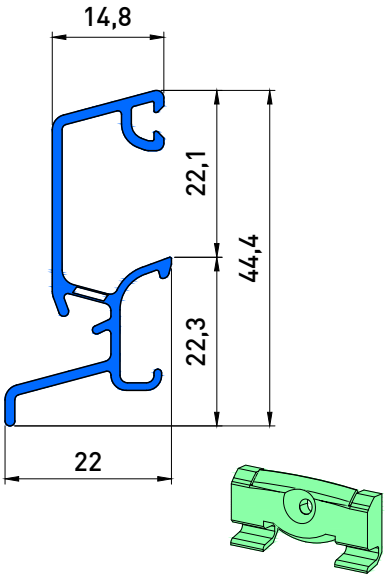

Clip
TE.4089

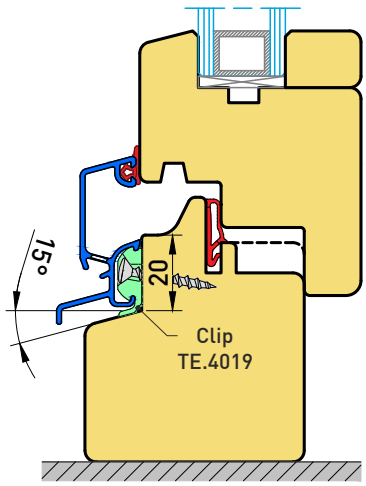

AL.3290
in barre da 6 mt
6 mtrs bars

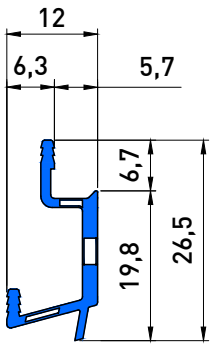

AL.3320
in pezzi da 100 mm
100 mm pieces

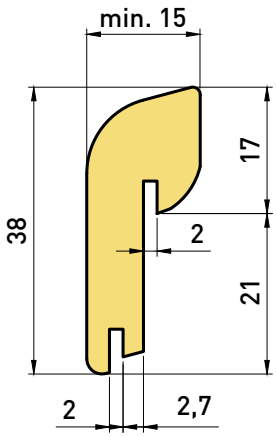

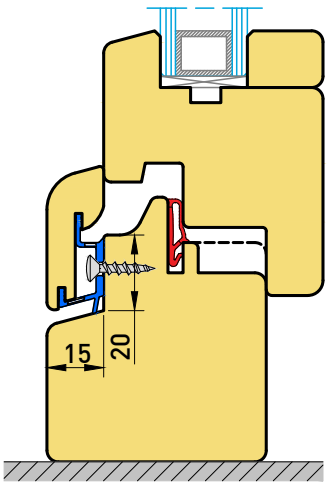

AL.3350

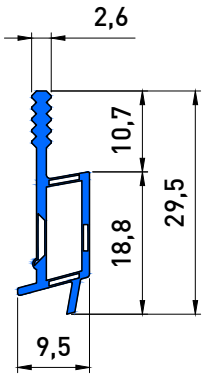

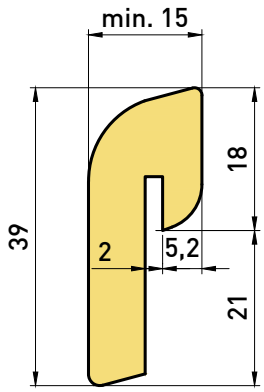

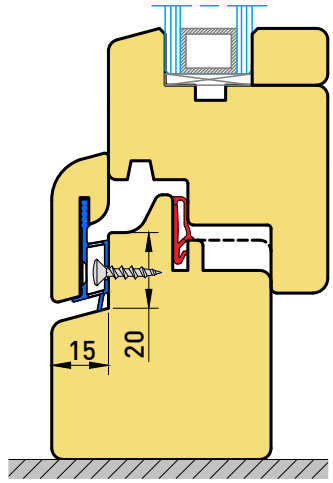

39005280

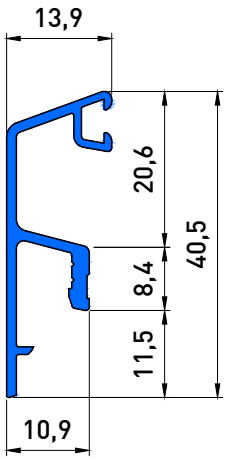

Terminale
End cap
41405287.11
41405287.13
41405287.7037

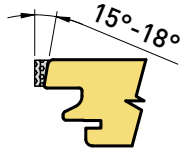

Guarnizione Gasket
GU.200

Terminale
End cap
41405286.11
41405286.13
41405286.7037



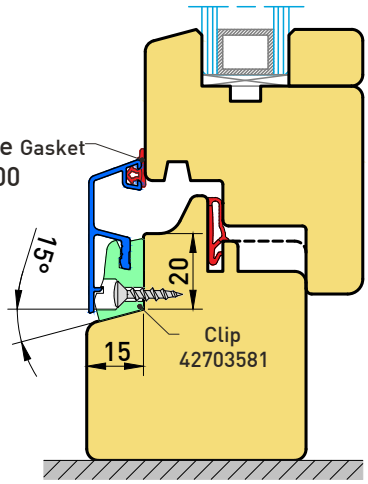

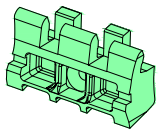

Clip
42703581

39003580

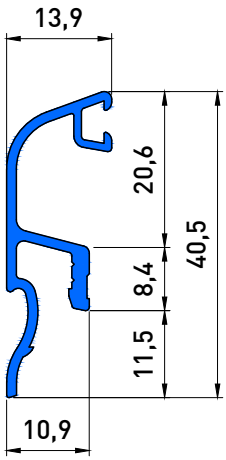

Terminale
End cap
41403587.11
41403587.12
41403587.13
41403587.7037

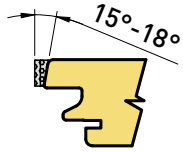

Guarnizione Gasket
GU.200

Terminale
End cap
41403586.11
41403586.13
41403586.45
41403586.7037



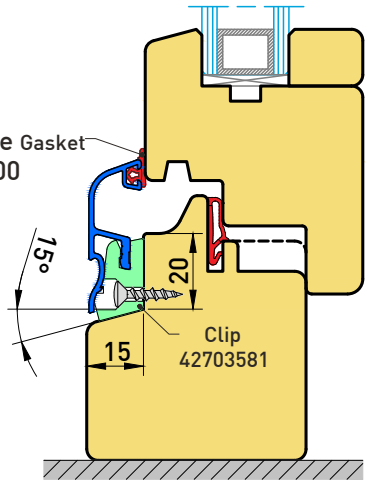

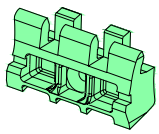

Clip
42703581

GOCCIOLATOI (in luce a clip) DRIPTRAYS (in light clip)

39003770

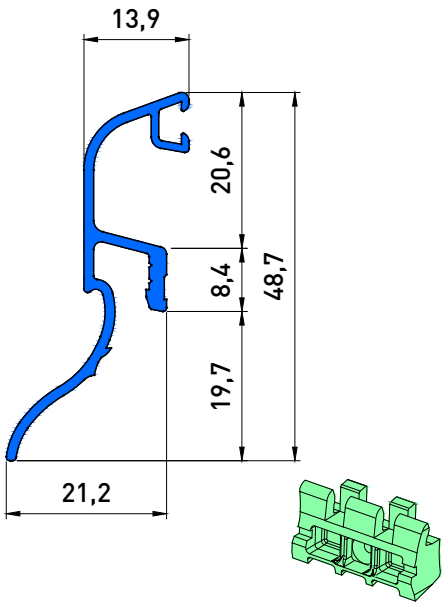

Clip
42703581

Terminale
End cap
41403777.11
41403777.12
41403777.13
41403777.7037

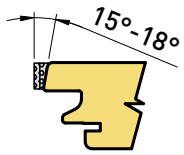

Guarnizione Gasket
GU.200

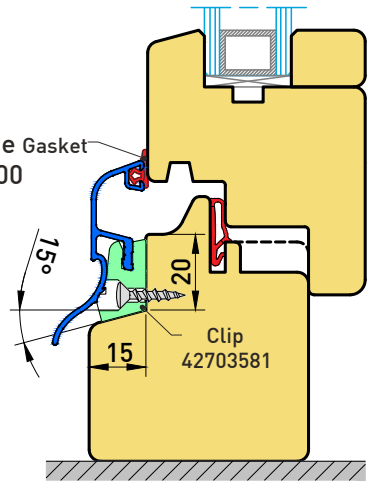

42702882

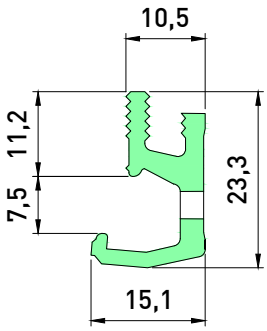

Materiale
Nylon

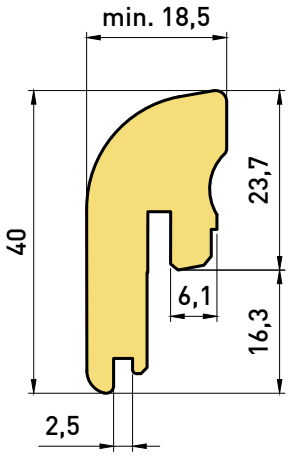

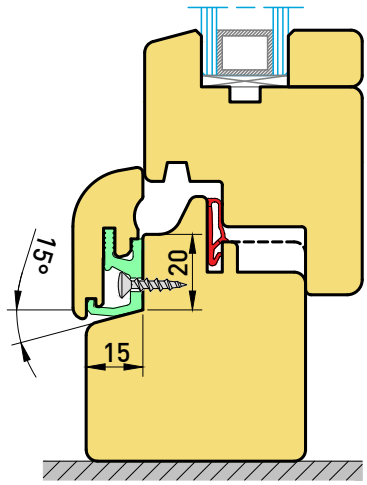

AL.3340*

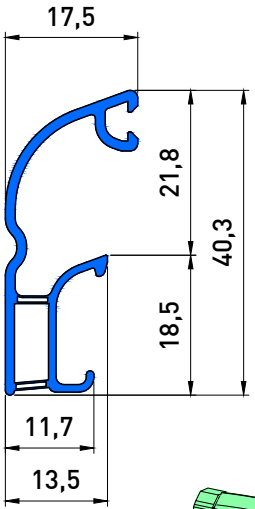

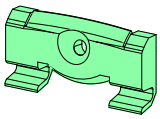

Clip
TE.3349

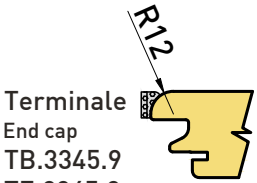

Terminale
End cap
TB.3345.9
TE.3345.9

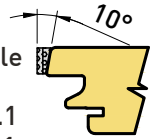

Terminale
End cap
TB.3345.1
TE.3345.1
TG.3345.1

Guarnizione Gasket
GU.200



Terminale
End cap
TB.3345.5
TE.3345.5

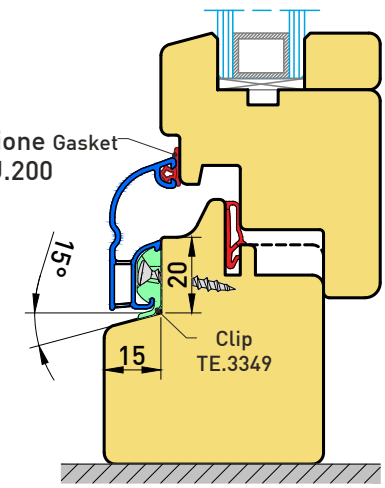

*Ad esaurimento *Running out of stock*

GOCCIOLATOI (in luce a clip) DRIPTRAYS (in light clip)

AL.3390

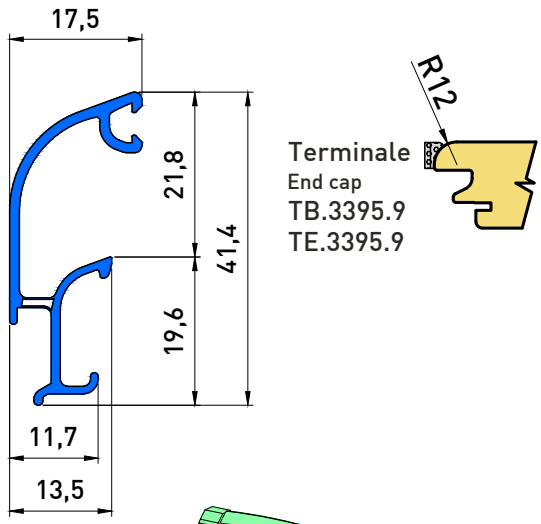

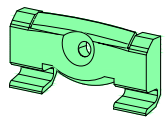

Clip
TE.3399

Terminale
End cap
TB.3395.9
TE.3395.9

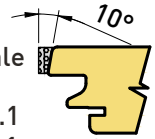

Terminale
End cap
TB.3395.1
TE.3395.1
TG.3395.1



Terminale
End cap
TB.3395.5
TE.3395.5

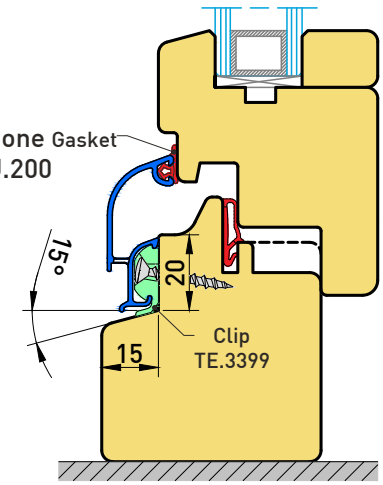

AL.2990

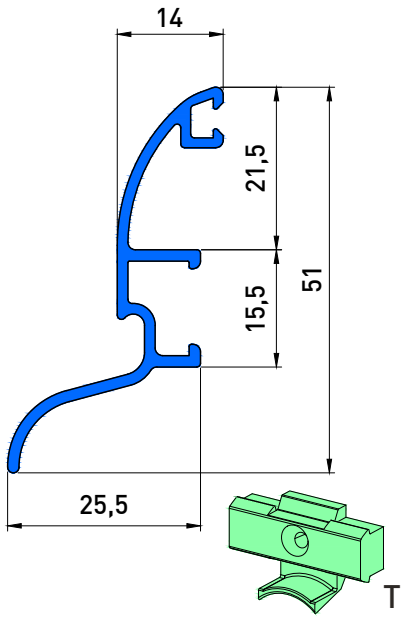

Clip
TE.2999

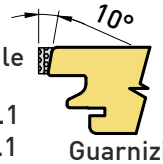

Terminale
End cap
TB.2995.1
TE.2995.1
TG.2995.1

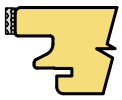

Terminale
End cap
TB.2995.5
TE.2995.5
TG.2995.5

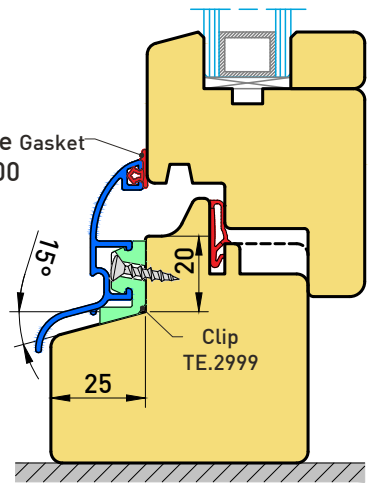

AL.3060

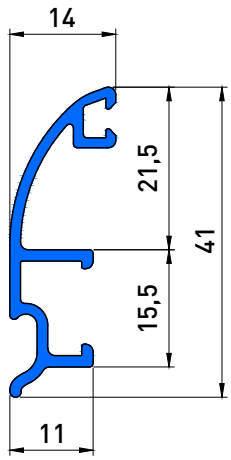

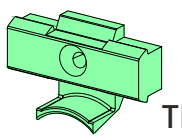

Clip
TE.3069

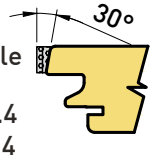

Terminale
End cap
TB.3065.4
TE.3065.4

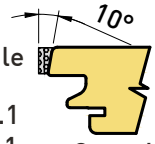

Terminale
End cap
TB.3065.1
TE.3065.1
TG.3065.1
TN.3065.1

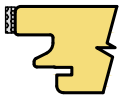

Terminale
End cap
TB.3065.5
TE.3065.5
TG.3065.5
TN.3065.5

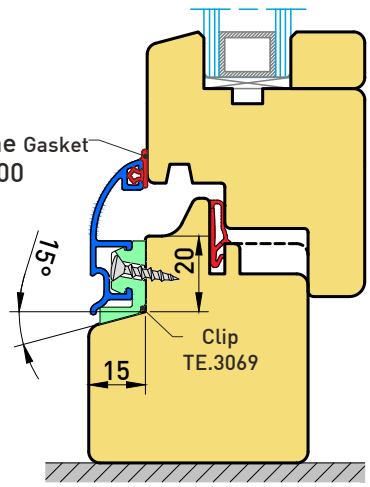

AL.3760

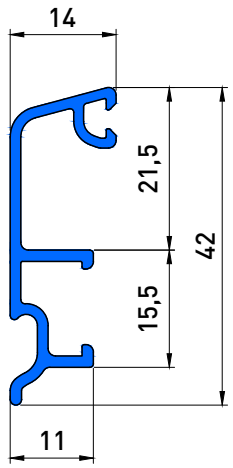

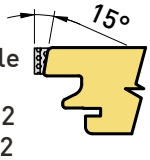

Terminale
End cap
TB.3765.2
TE.3765.2
TG.3765.2
TN.3765.2

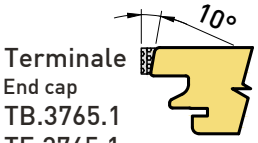

Terminale
End cap
TB.3765.1
TE.3765.1

Guarnizione Gasket
GU.200

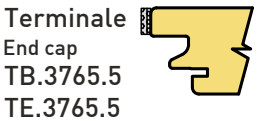

Terminale
End cap
TB.3765.5
TE.3765.5
TG.3765.5
TN.3765.5

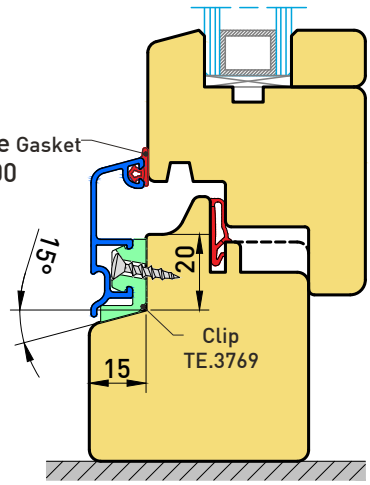

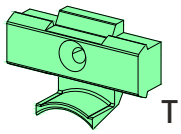

Clip
TE.3769

AL.3780

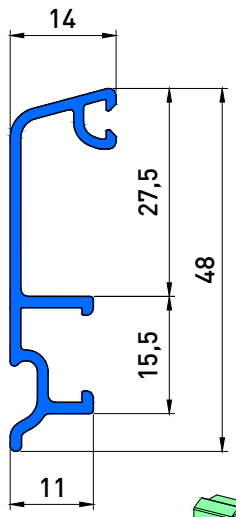

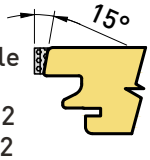

Terminale
End cap
TB.3785.2
TE.3785.2

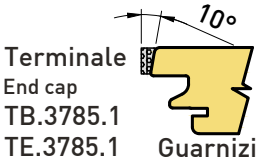

Terminale
End cap
TB.3785.1
TE.3785.1

Guarnizione Gasket
GU.200

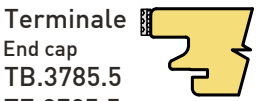

Terminale
End cap
TB.3785.5
TE.3785.5

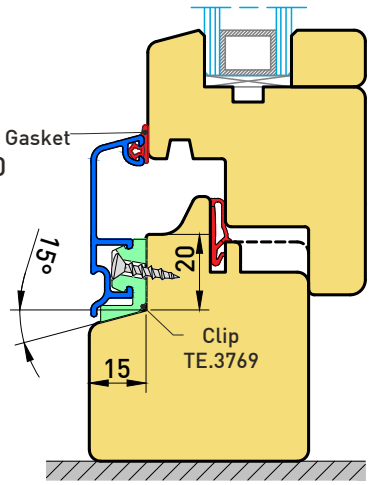

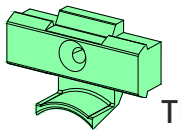

Clip
TE.3769

AL.4040

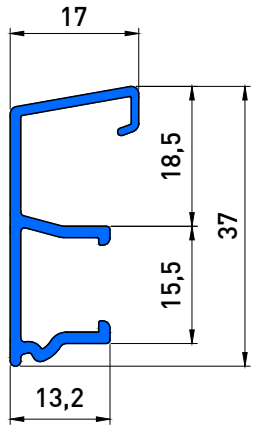

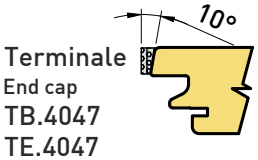

Terminale
End cap
TB.4047
TE.4047

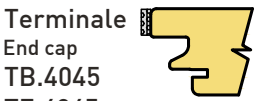

Terminale
End cap
TB.4045
TE.4045

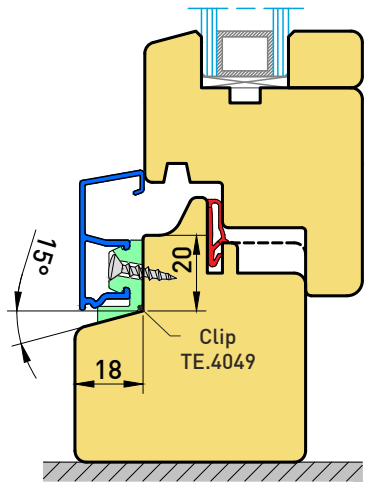

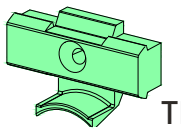

Clip
TE.4049

AL.3790

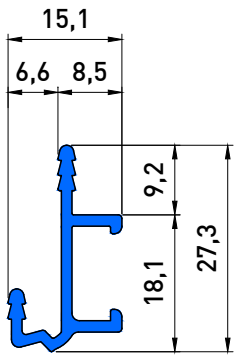

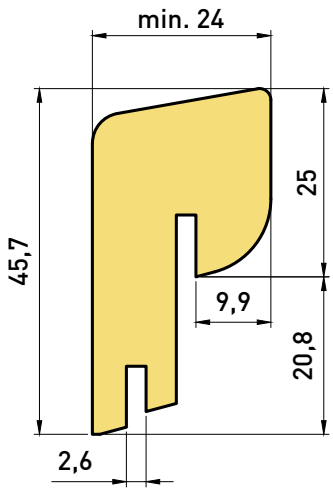

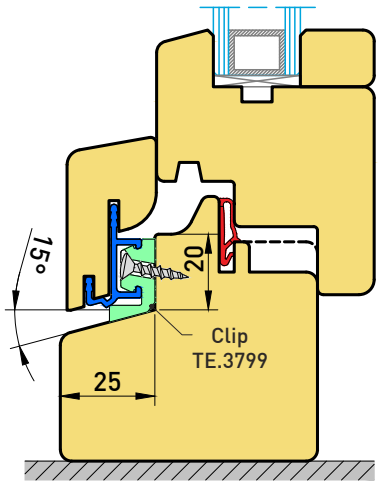

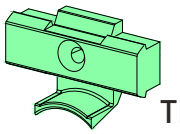

Clip
TE.3799

39002880

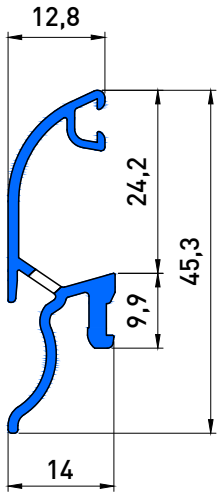

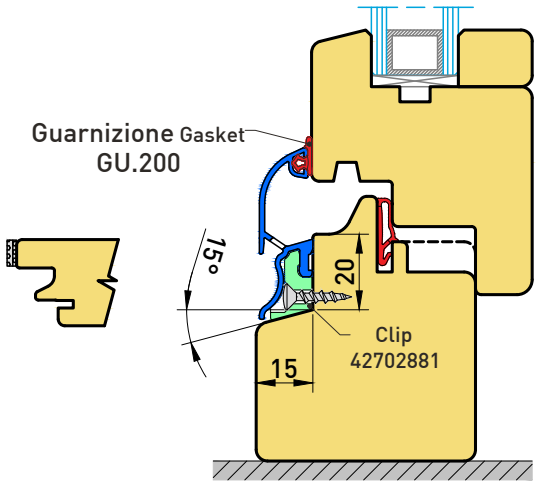

Terminale
End cap
41402886.11
41402886.13
41402886.7037

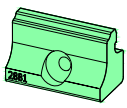

Clip
42702881

39003070*

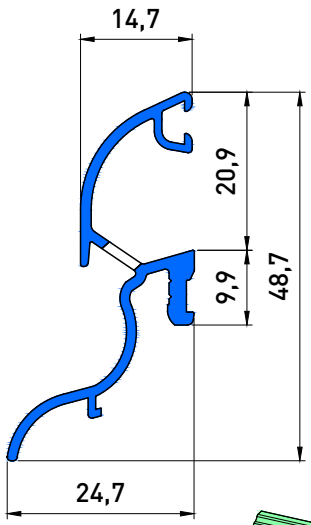

Terminale
End cap
41403076.11
41403076.12
41403076.13
41403076.7037

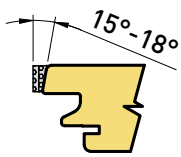

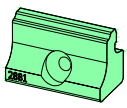

Clip
42702881

39002940

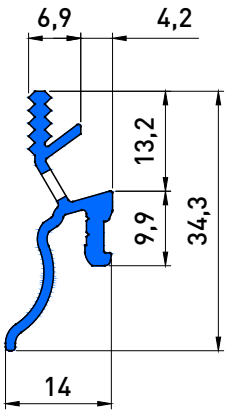

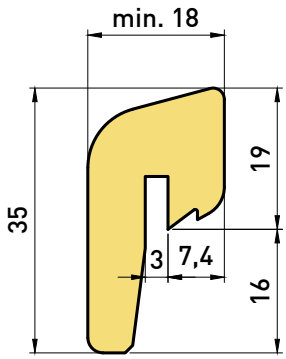

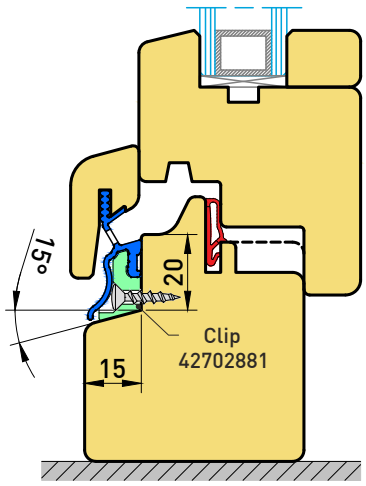

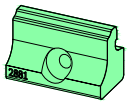

Clip
42702881

39003060

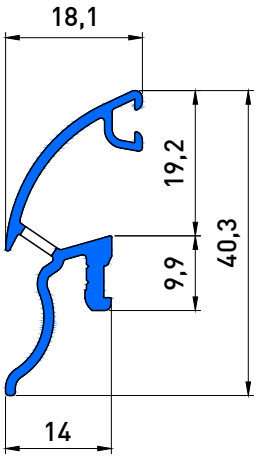

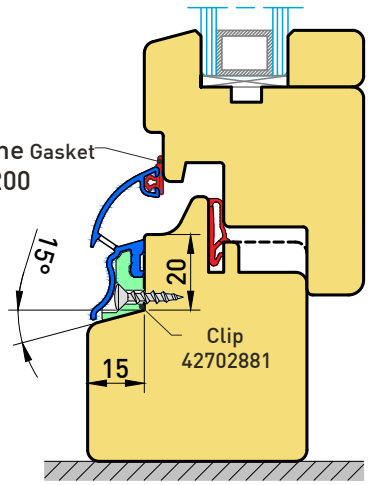

Terminale
End cap
41403066.11
41403066.13
41403066.76



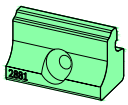

Clip
42702881

39003000*

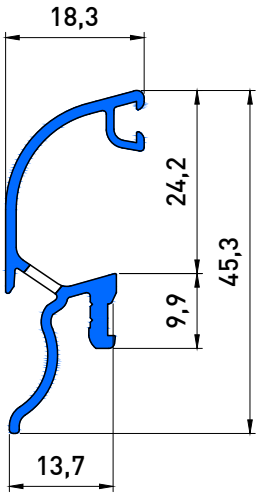

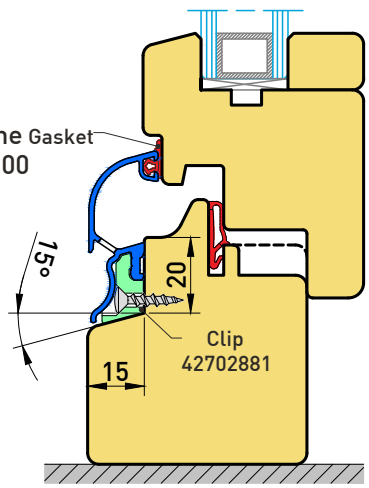

Terminale
End cap
41403006.11
41403006.13



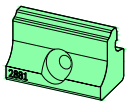

Clip
42702881

*Ad esaurimento *Running out of stock*

PS265

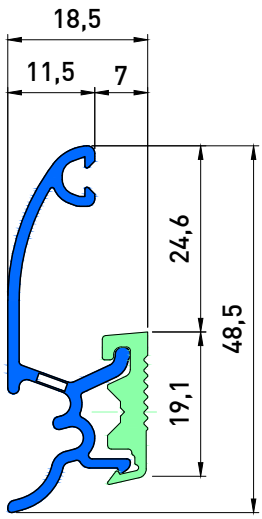

Terminale
End cap
TS.B.2655.9
TS.G.2655.9
TS.M.2655.9

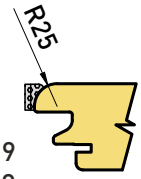

Terminale
End cap
TS.B.2655.1
TS.G.2655.1
TS.M.2655.1

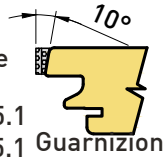

Guarnizione Gasket
GU.200

Terminale
End cap
TS.B.2655.5
TS.G.2655.5
TS.M.2655.5

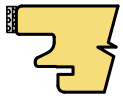

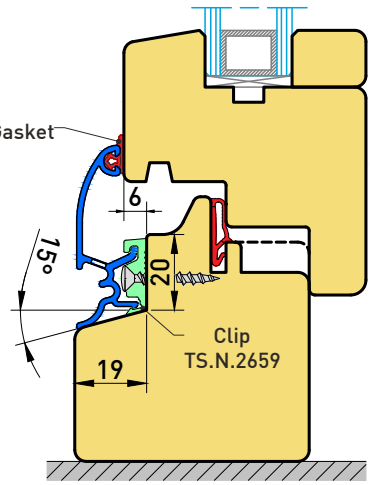



Clip
TS.N.2659
compresa nella fornitura
Included

PS285

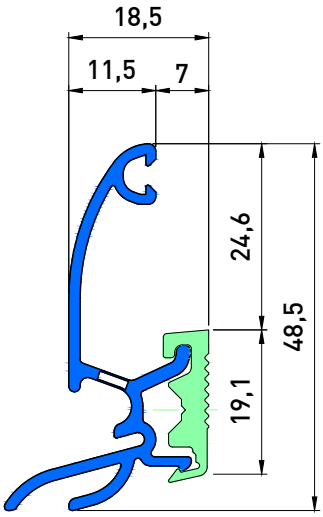

Terminale
End cap
TS.B.2855.9
TS.G.2855.9
TS.M.2855.9

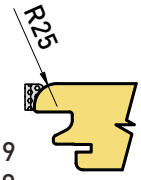

Terminale
End cap
TS.B.2855.1
TS.G.2855.1
TS.M.2855.1

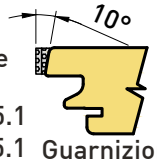

Guarnizione Gasket
GU.200

Terminale
End cap
TS.B.2855.5
TS.G.2855.5
TS.M.2855.5

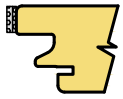

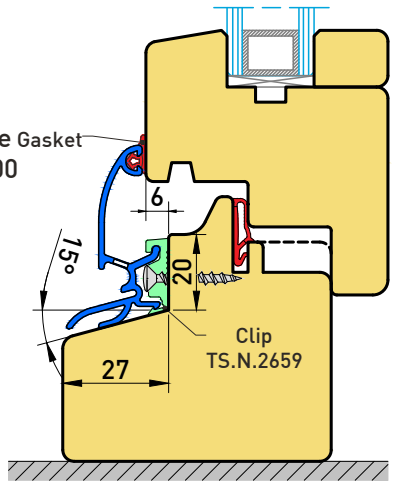



Clip
TS.N.2659
compresa nella fornitura
Included

PS353

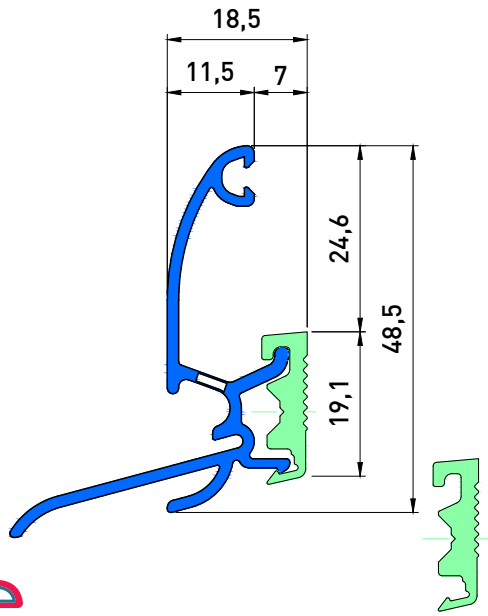

Clip
TS.N.2659
compresa nella fornitura
Included

Guarnizione Gasket
GU.200

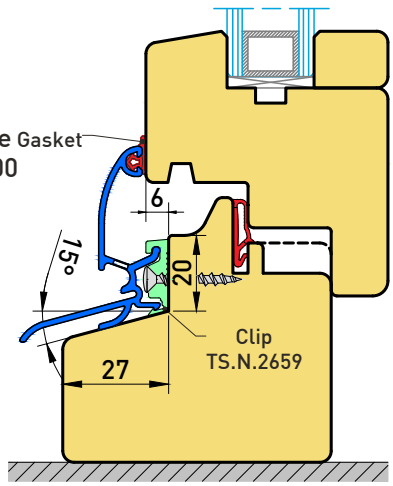

PS283

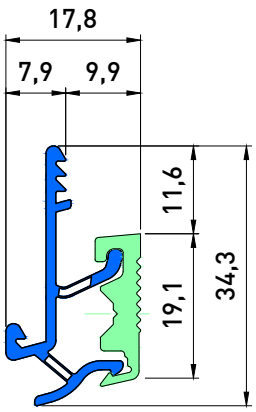

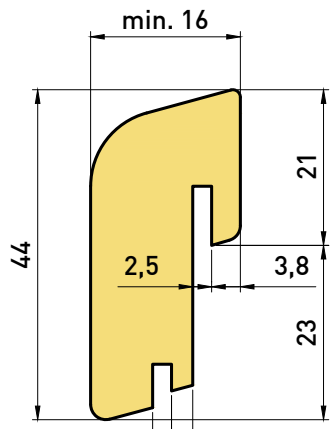

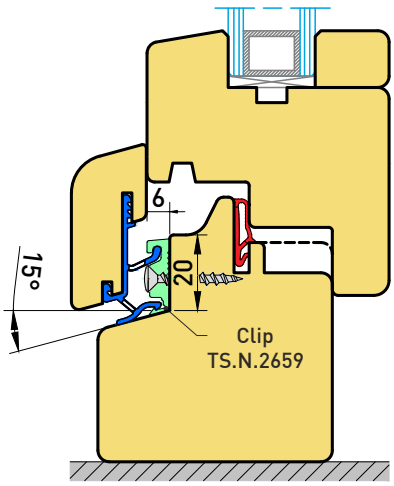



Clip TS.N.2659
compresa nella fornitura
Included

PS284

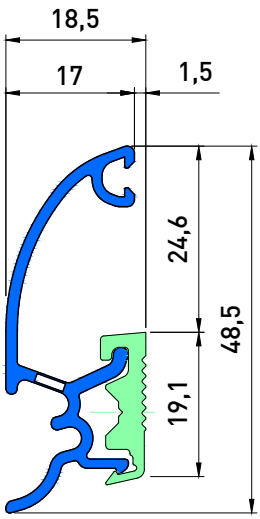

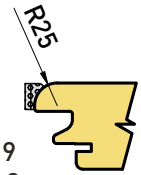

Terminale
End cap
TS.B.2845.9
TS.M.2845.9

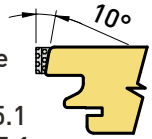

Terminale
End cap
TS.B.2845.1
TS.M.2845.1
TS.N.2845.1

Guarnizione Gasket
GU.200



Terminale
End cap
TS.B.2845.5
TS.M.2845.5

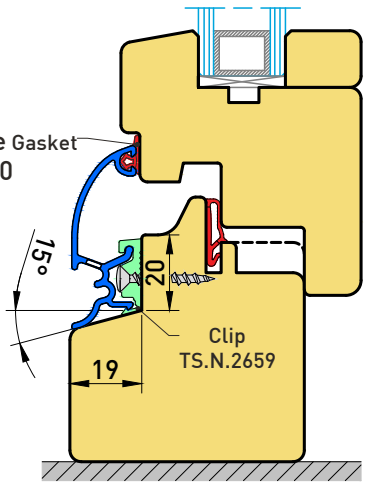



Clip
TS.N.2659
compresa nella fornitura
Included

PS264

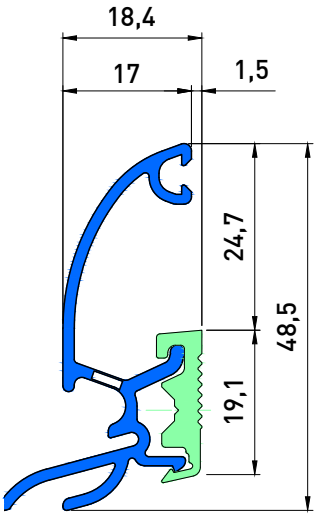

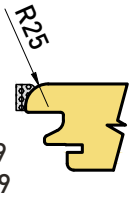

Terminale
End cap
TS.B.2645.9
TS.M.2645.9

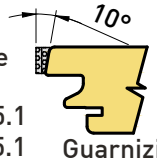

Terminale
End cap
TS.B.2645.1
TS.G.2645.1
TS.M.2645.1
TS.N.2645.1

Guarnizione Gasket
GU.200



Terminale
End cap
TS.B.2645.5
TS.G.2645.5
TS.M.2645.5

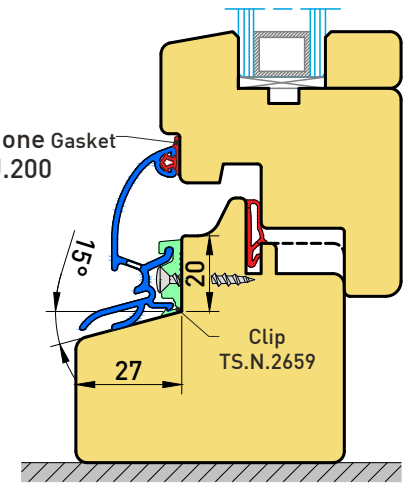



Clip
TS.N.2659
compresa nella fornitura
Included

PS217

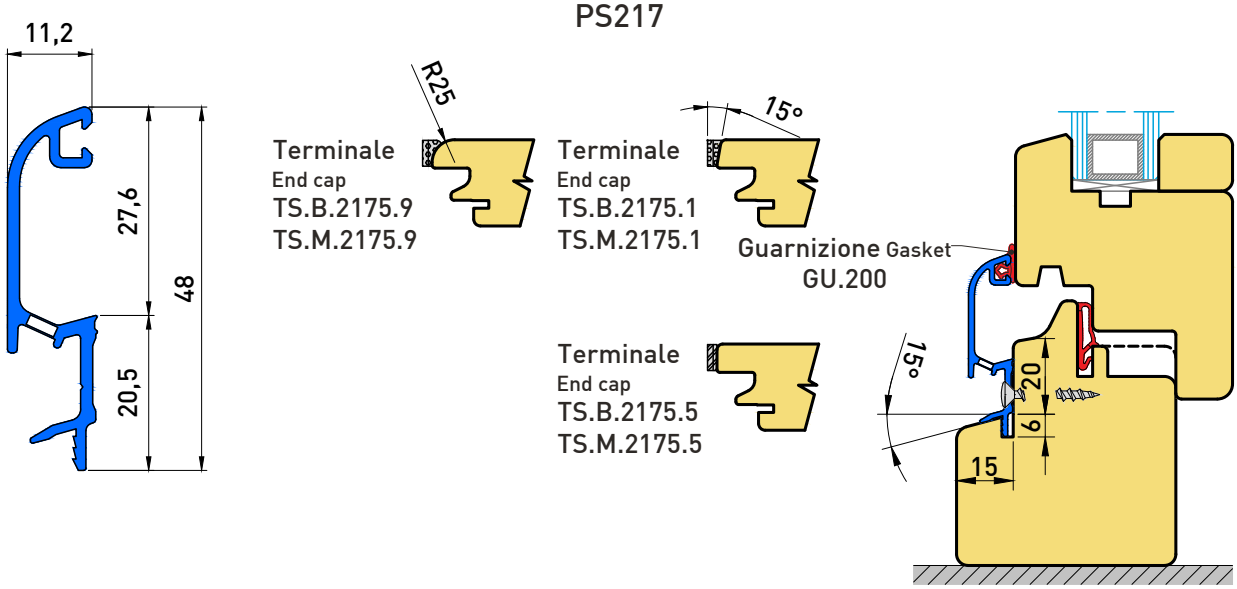

PS218

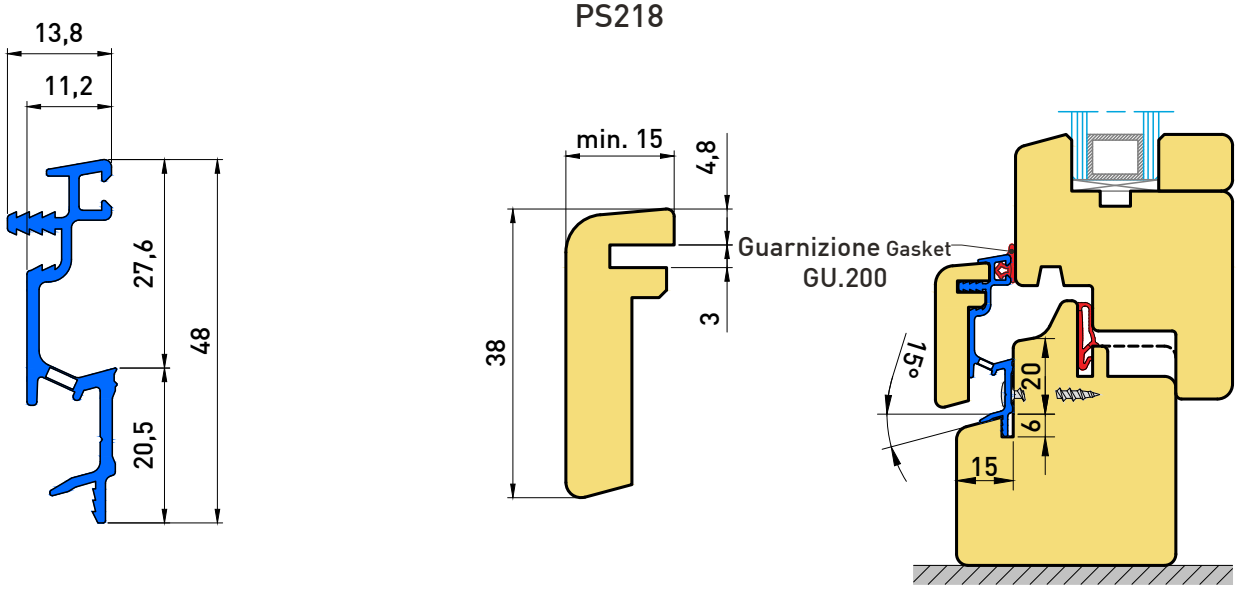

PS208

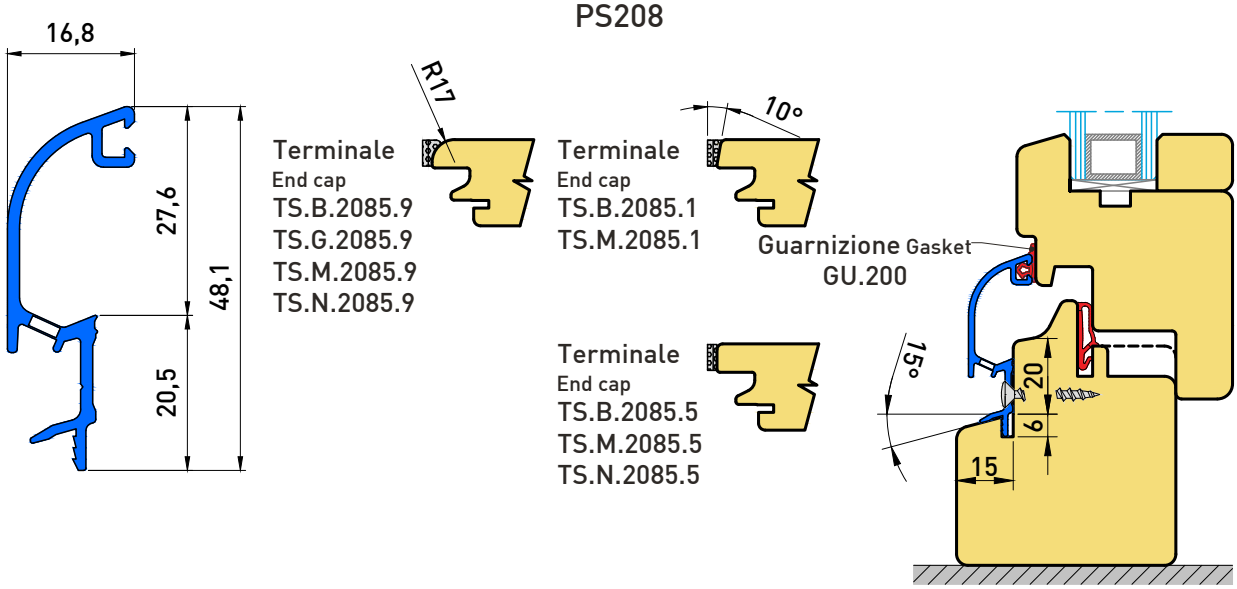

PS214

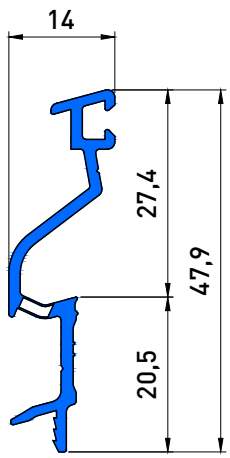
14
27,4
47,9
20,5

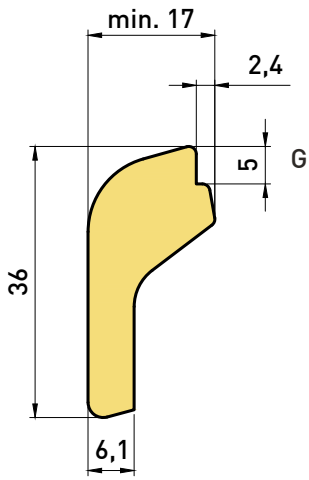
min. 17
2,4
5
36
6,1

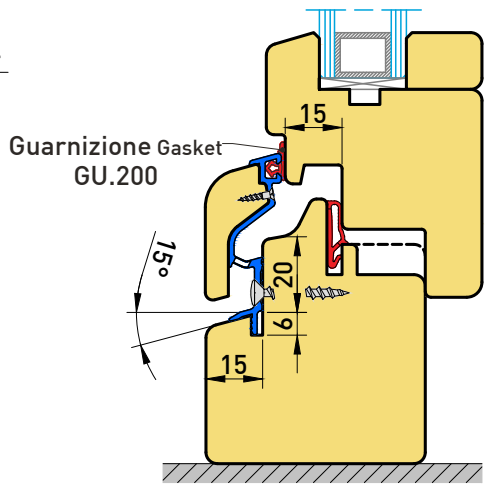
Guarnizione Gasket
GU.200
15
15°
20
6
15

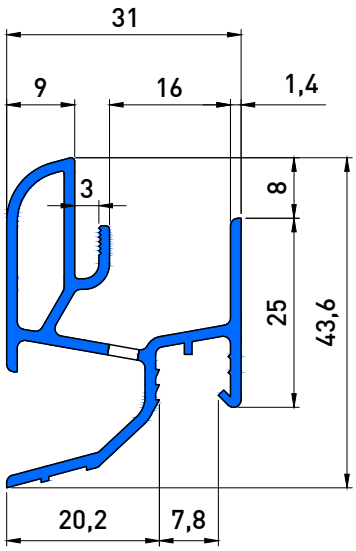

39002400*

Terminale
End cap
40002406.11
40002406.13

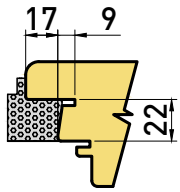

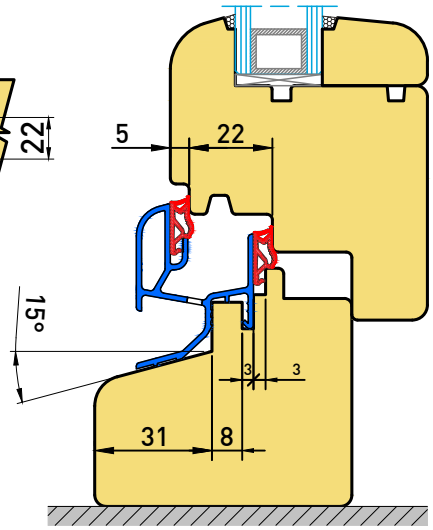

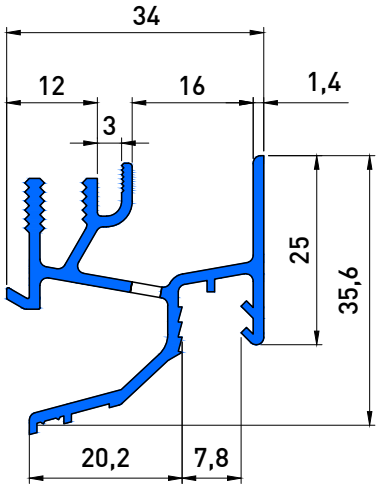

39002450

Terminale
End cap
40002416.11
40002416.13

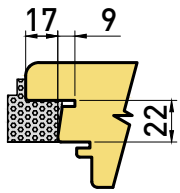

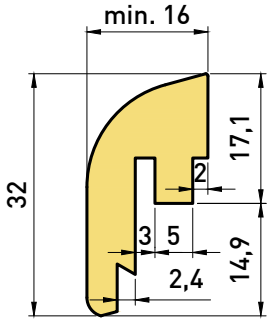

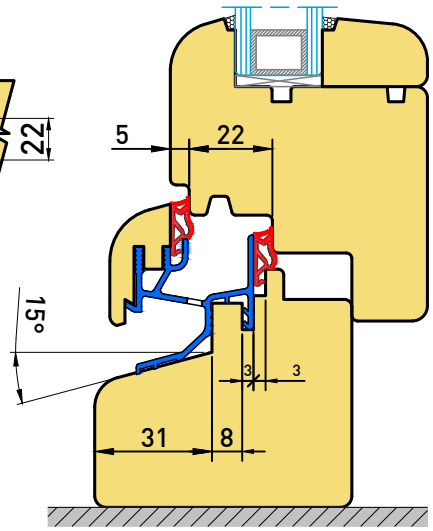

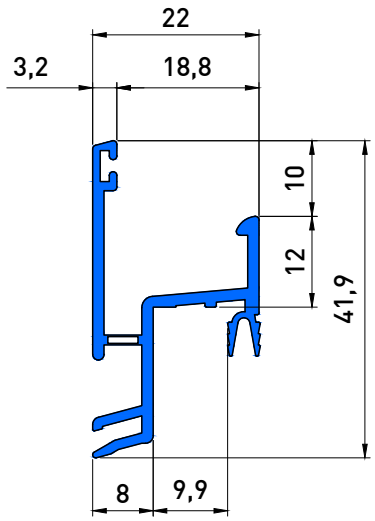

AL.2090

Terminale
End cap
TB.2099
TE.2099

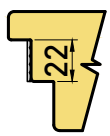

Guarnizione Gasket
GU.204

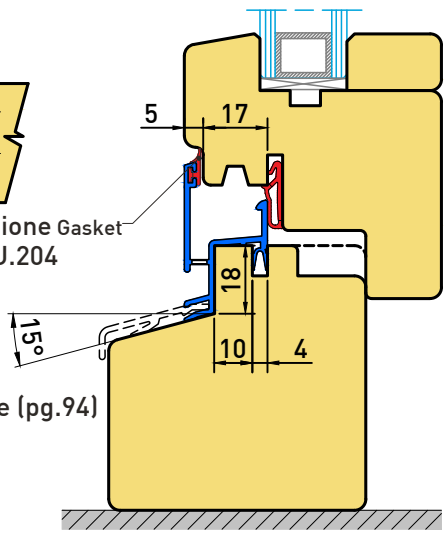

Grondaie (pg.94)
Gutters
AL.1310
AL.1430
AL.1760
AL.2060

AL.1420

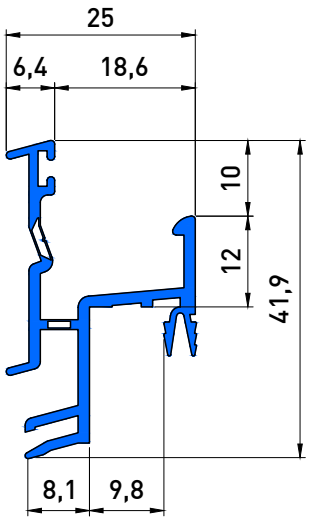

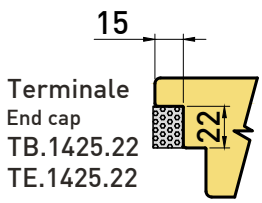

Terminale
End cap
TB.1425.22
TE.1425.22

Guarnizione Gasket
GU.204

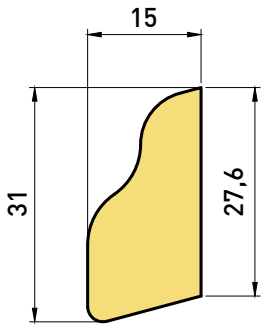

Grondaie (pg.94)
Gutters
AL.1310
AL.1430
AL.1760
AL.2060

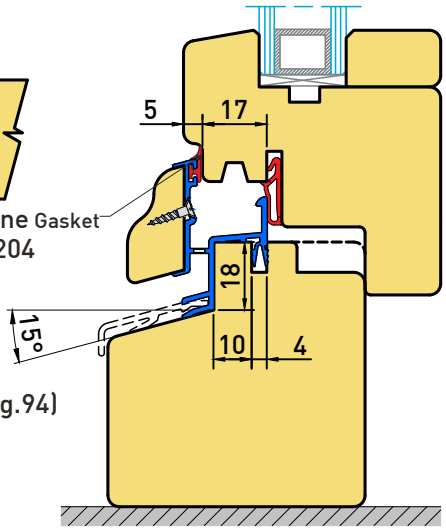

39002030

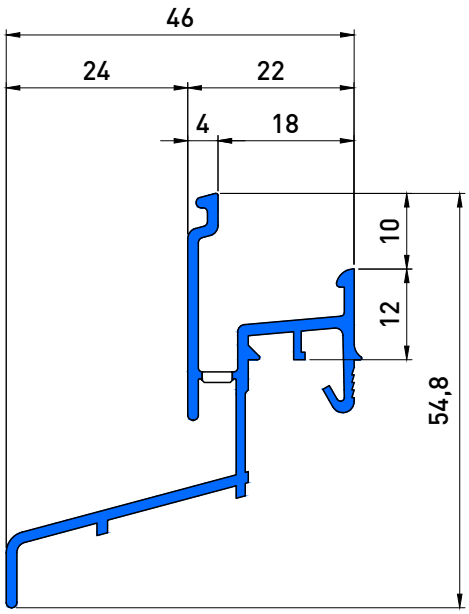

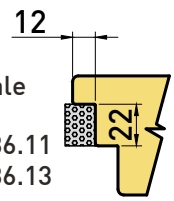

Terminale
End cap
40002036.11
40002036.13

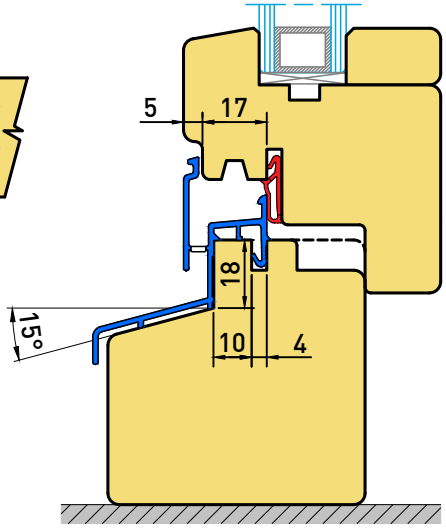

AL.1850*

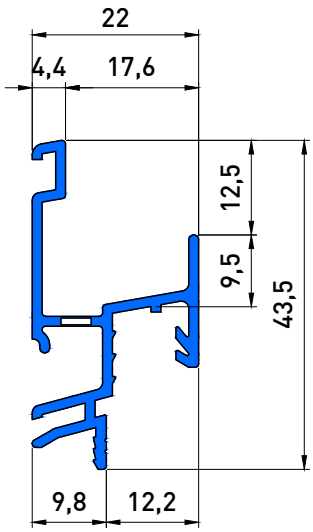

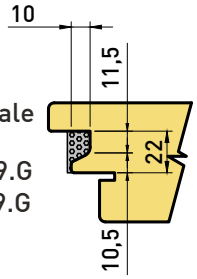

Terminale
End cap
TB.1859.G
TE.1859.G

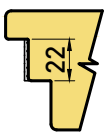

Terminale
End cap
TB.1859
TE.1859

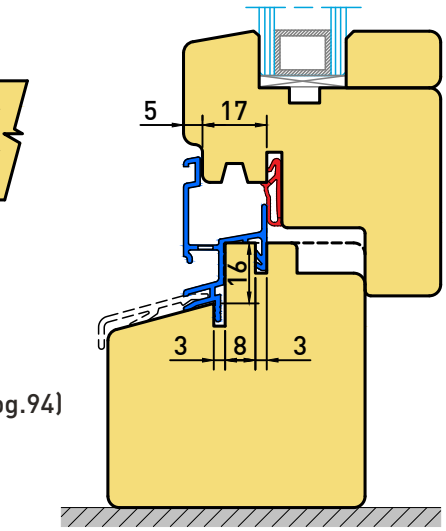

Grondaie (pg.94)
Gutters
AL.1310
AL.1430
AL.1760
AL.2060

*Ad esaurimento *Running out of stock*

AL.2500

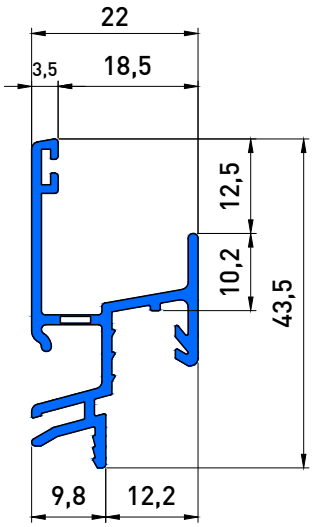

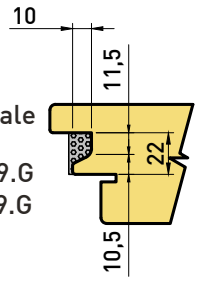

Terminale
End cap
TB.2509.G
TE.2509.G

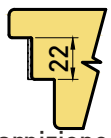

Terminale
End cap
TB.2509
TE.2509

Guarnizione Gasket
GU.204

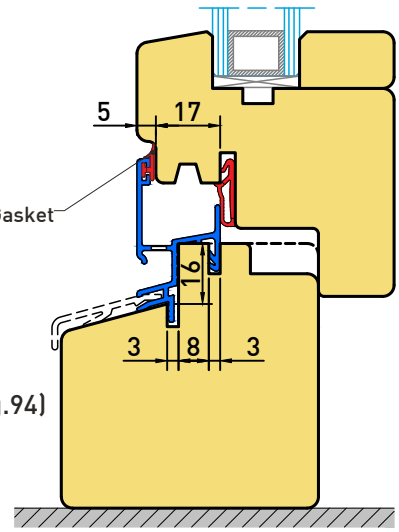

Grondaie (pg.94)
Gutters
AL.1310
AL.1430
AL.1760
AL.2060

AL.3860 (39002760)

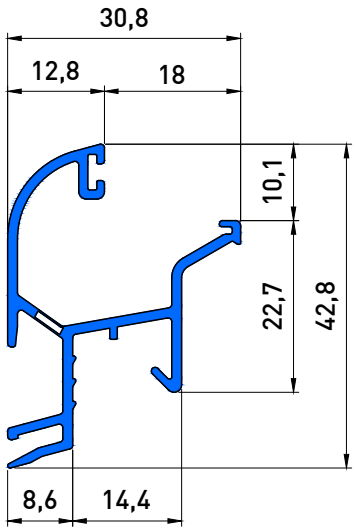

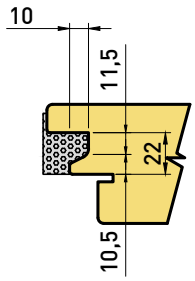

Terminale
End cap
TB.3865.22G
TE.3865.22G

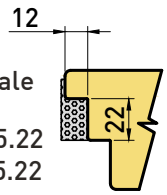

Terminale
End cap
TB.3865.22
TE.3865.22

Guarnizione Gasket
GU.204

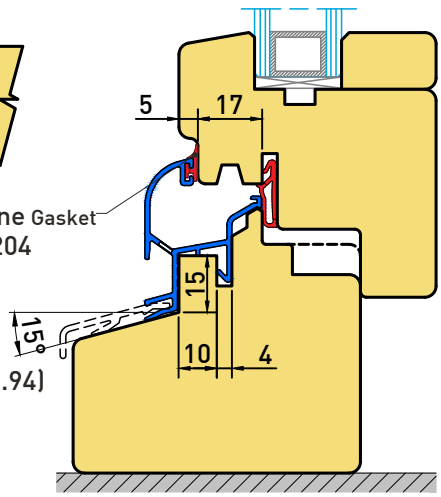

Grondaie (pg.94)
Gutters
AL.1310
AL.1430
AL.1760
AL.2060

AL.2690 (39002430)

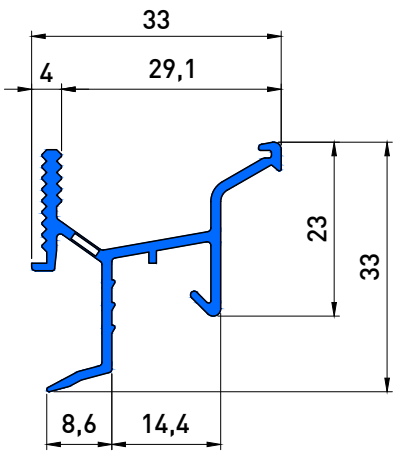

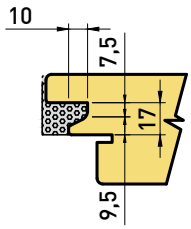

Terminale
End cap
TB.2695.17G
TE.2695.17G

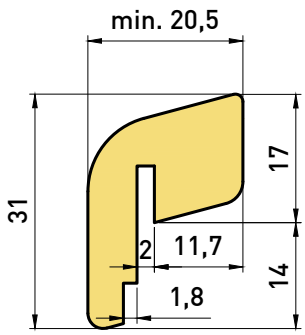

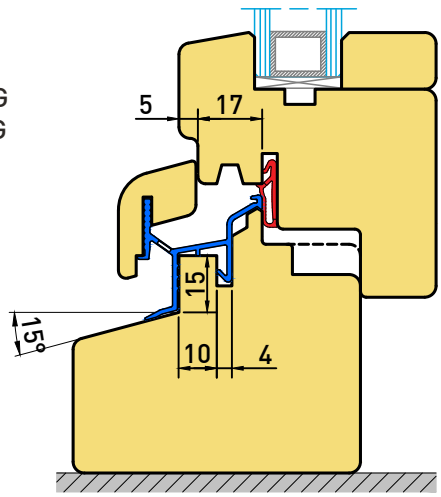

AL.2610

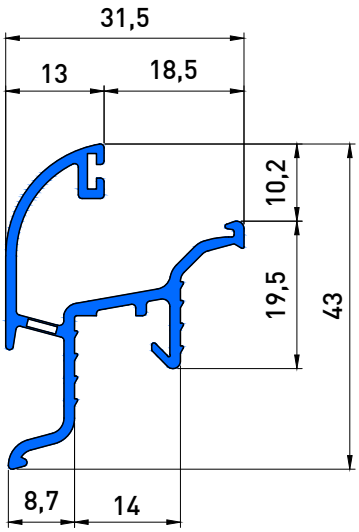

Terminali a pagina
End caps page
80-81-82

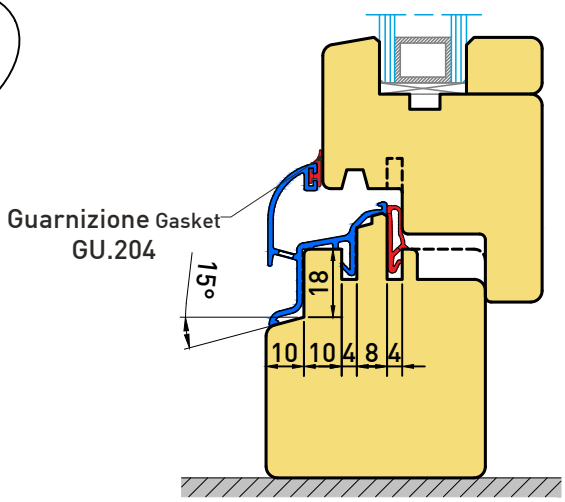

AL.3260

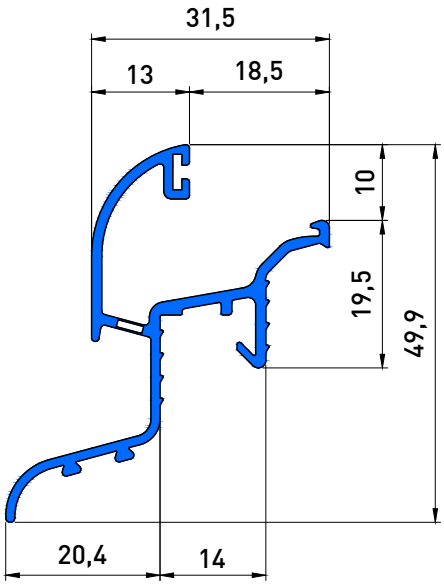

Terminali a pagina
End caps page
80-81-82

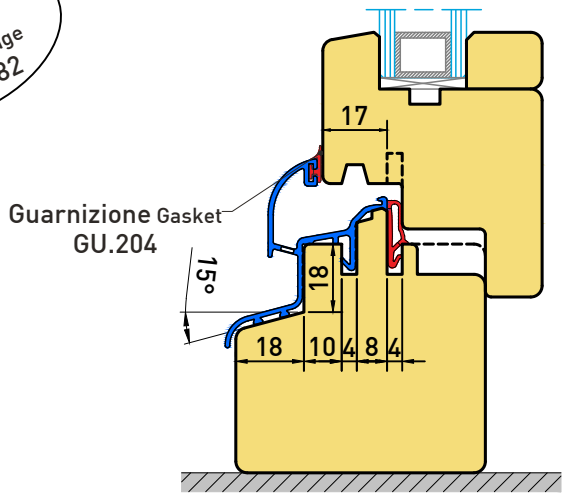

AL.3580*

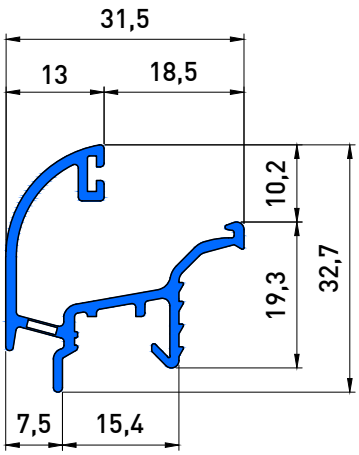

Terminali a pagina
End caps page
80-81-82

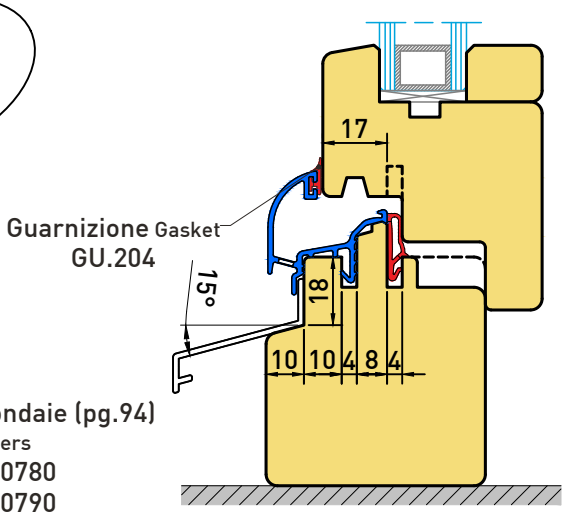

Grondaie (pg.94)
Gutters
AL.0780
AL.0790
AL.0800

*Ad esaurimento *Running out of stock*

AL.2410

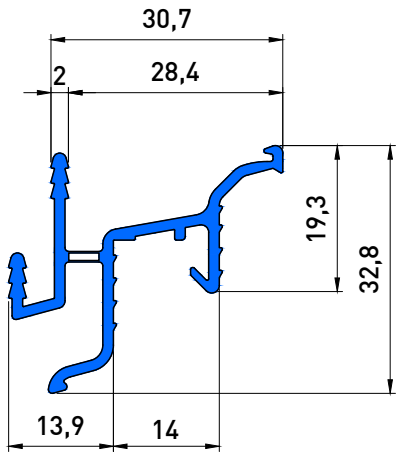

Terminali a pagina
End caps page
80-81-82

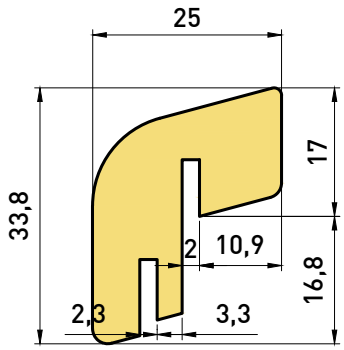

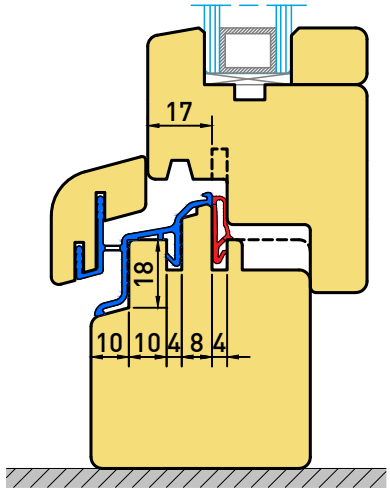

AL.3270*

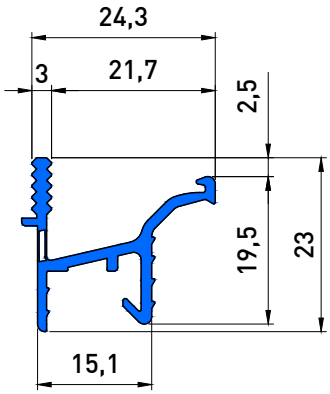

Terminali a pagina
End caps page
80-81-82

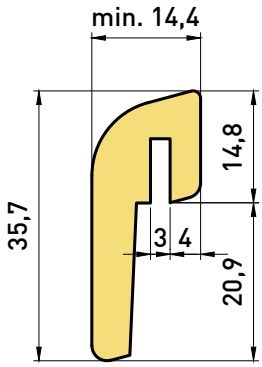

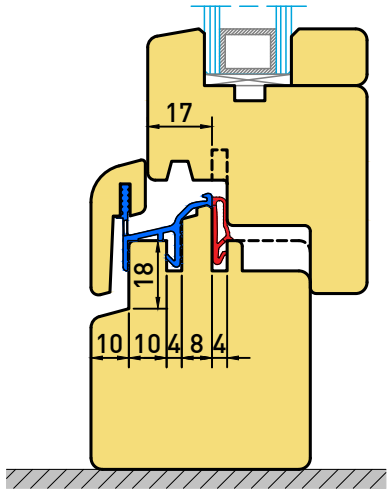

AL.2630

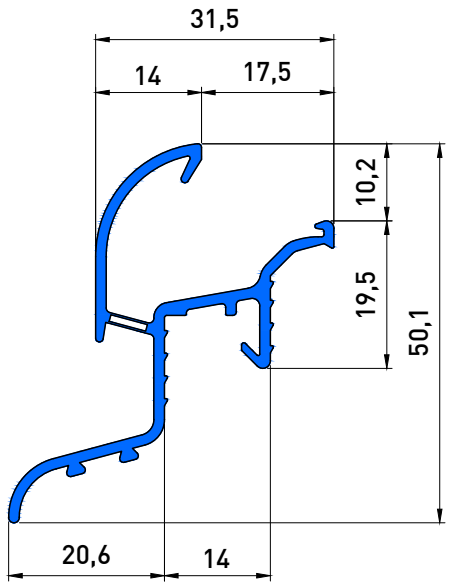

Terminali a pagina
End caps page
80-81-82

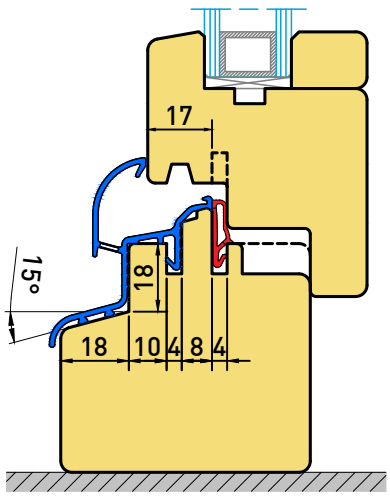

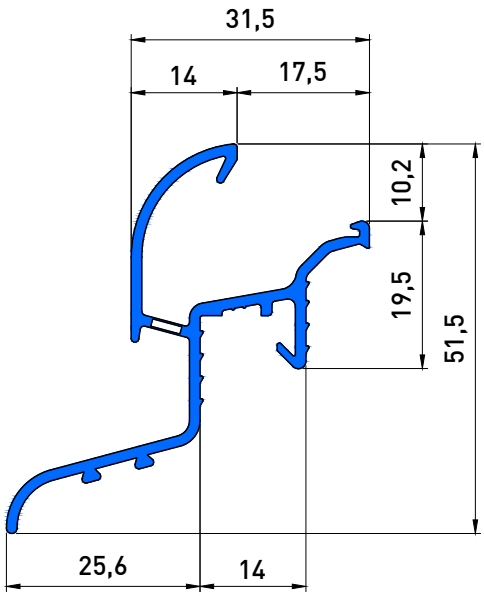

AL.2640*

Terminali a pagina
End caps page
80-81-82

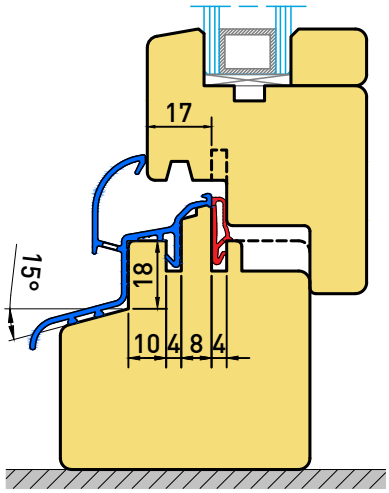

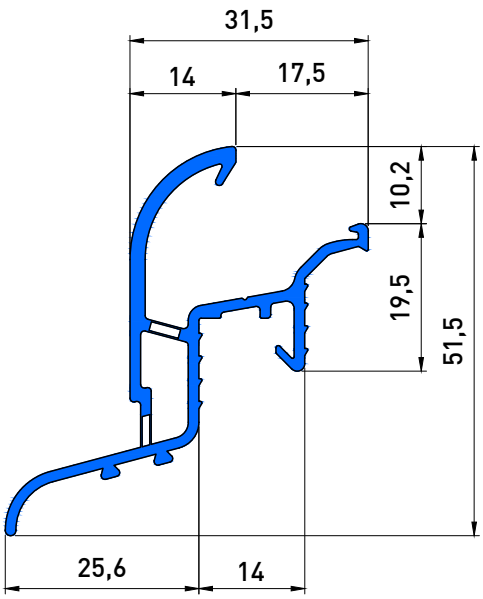

AL.2660*

Terminali a pagina
End caps page
80-81-82

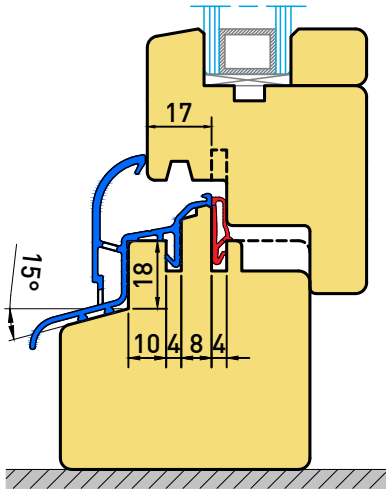

*Ad esaurimento *Running out of stock*

GOCCIOLATOI EUROSOFT (Terminali) EUROSOFT DRIP TRAYS (End caps)

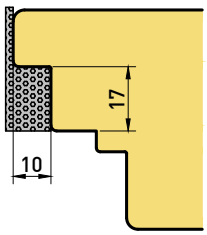

Terminale End cap	Profilo Profile
T....2615.17.10 x	AL.2610
T....3275.17.10 x	AL.3270
T....3585.17.10 x	AL.3580*

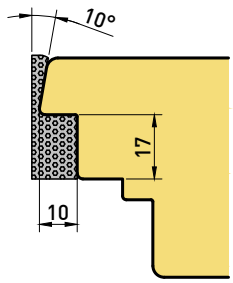

Terminale End cap	Profilo Profile
T....2617.17.10 x	AL.2610
T....3587.17.10 x	AL.3580*

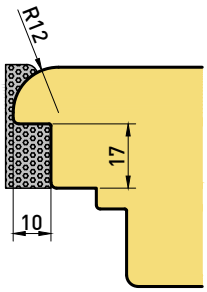

Terminale End cap	Profilo Profile
T....2619.17.10 x	AL.2610
T....3589.17.10 x	AL.3580*

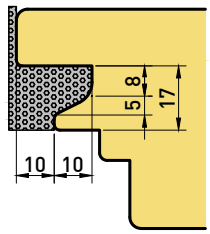

Terminale End cap	Profilo Profile
T....2615.17G10 x	AL.2610
T....3275.17G10 x	AL.3270
T....3585.17G10 x	AL.3580*

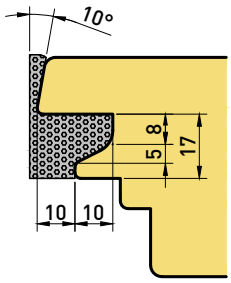

Terminale End cap	Profilo Profile
T....2617.17G10 x	AL.2610
T....3587.17G10 x	AL.3580*

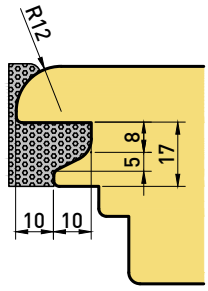

Terminale End cap	Profilo Profile
T....2619.17G10 x	AL.2610
T....3589.17G10 x	AL.3580*

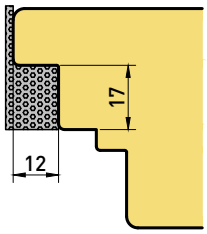

Terminale End cap	Profilo Profile
T....2415.17.12 x	AL.2410
T....2615.17.12 x	AL.2610
T....2635.17.12 x	AL.2630
T....2645.17.12 x	AL.2640*
T....2665.17.12 x	AL.2660*
T....3265.17.12 x	AL.3260
T....3275.17.12 x	AL.3270
T....3585.17.12 x	AL.3580*

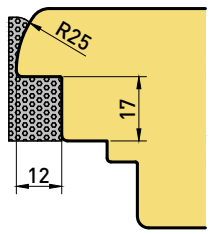

Terminale End cap	Profilo Profile
T....2619.17.12 x	AL.2610
T....2639.17.12 x	AL.2630
T....2649.17.12 x	AL.2640*
T....2669.17.12 x	AL.2660*
T....3269.17.12 x	AL.3260
T....3589.17.12 x	AL.3580*

GOCCIOLATOI EUROSOFT (Terminali) EUROSOFT DRIP TRAYS (End caps)

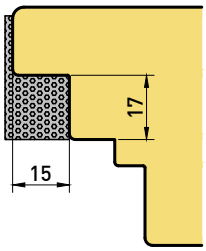

Terminale End cap	Profilo Profile
T....2415.17.15	x AL.2410
T....2615.17.15	x AL.2610
T....2635.17.15	x AL.2630
T....2645.17.15	x AL.2640*
T....2665.17.15	x AL.2660*
T....3265.17.15	x AL.3260
T....3275.17.15	x AL.3270
T....3585.17.15	x AL.3580*

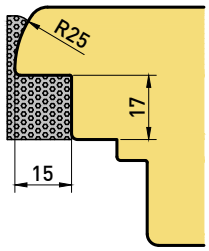

Terminale End cap	Profilo Profile
T....2619.17.15	x AL.2610
T....2639.17.15	x AL.2630
T....2649.17.15	x AL.2640*
T....2669.17.15	x AL.2660*
T....3269.17.15	x AL.3260
T....3589.17.15	x AL.3580*

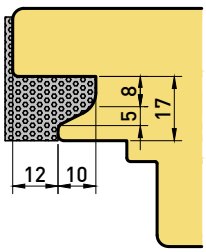

Terminale End cap	Profilo Profile
T....2415.17G	x AL.2410
T....2615.17G	x AL.2610
T....2635.17G	x AL.2630
T....2645.17G	x AL.2640*
T....2665.17G	x AL.2660*
T....3265.17G	x AL.3260
T....3275.17G	x AL.3270
T....3585.17G	x AL.3580*

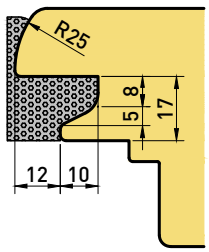

Terminale End cap	Profilo Profile
T....2619.17G	x AL.2610
T....2639.17G	x AL.2630
T....2649.17G	x AL.2640*
T....2669.17G	x AL.2660*
T....3269.17G	x AL.3260
T....3589.17G	x AL.3580*

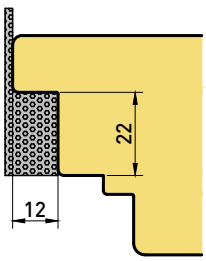

Terminale End cap	Profilo Profile
T....2415.22.12	x AL.2410
T....2615.22.12	x AL.2610
T....2635.22.12	x AL.2630
T....2645.22.12	x AL.2640*
T....2665.22.12	x AL.2660*
T....3265.22.12	x AL.3260
T....3585.22.12	x AL.3580*

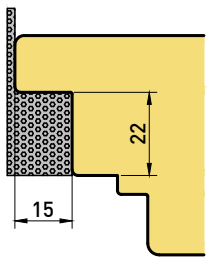

Terminale End cap	Profilo Profile
T....2415.22.15	x AL.2410
T....2615.22.15	x AL.2610
T....2635.22.15	x AL.2630
T....2645.22.15	x AL.2640*
T....2665.22.15	x AL.2660*
T....3265.22.15	x AL.3260
T....3585.22.15	x AL.3580*

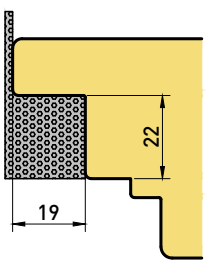

Terminale End cap	Profilo Profile
T....2415.22.19	x AL.2410
T....2615.22.19	x AL.2610
T....2635.22.19	x AL.2630
T....2645.22.19	x AL.2640*
T....2665.22.19	x AL.2660*
T....3265.22.19	x AL.3260
T....3585.22.19	x AL.3580*

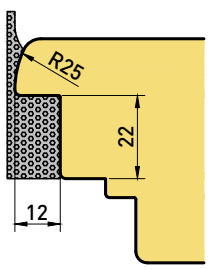

Terminale End cap	Profilo Profile
T....2619.22.12	x AL.2610
T....2639.22.12	x AL.2630
T....2649.22.12	x AL.2640*
T....2669.22.12	x AL.2660*
T....3269.22.12	x AL.3260
T....3589.22.12	x AL.3580*

*Ad esaurimento *Running out of stock*

GOCCIOLATOI EUROSOFT (Terminali) EUROSOFT DRIP TRAYS (End caps)

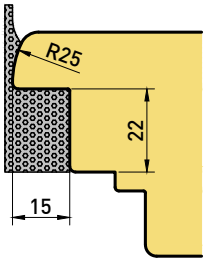

Terminale End cap	Profilo Profile
T....2619.22.15	x AL.2610
T....2639.22.15	x AL.2630
T....2649.22.15	x AL.2640*
T....2669.22.15	x AL.2660*
T....3269.22.15	x AL.3260
T....3589.22.15	x AL.3580*

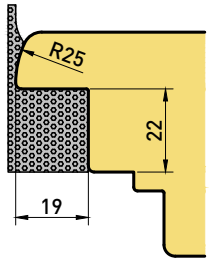

Terminale End cap	Profilo Profile
T....2619.22.19	x AL.2610
T....2639.22.19	x AL.2630
T....2649.22.19	x AL.2640*
T....2669.22.19	x AL.2660*
T....3269.22.19	x AL.3260
T....3589.22.19	x AL.3580*

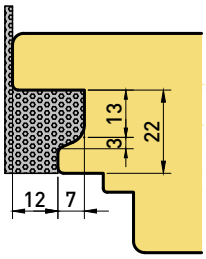

Terminale End cap	Profilo Profile
T....2415.22G12	x AL.2410
T....2615.22G12	x AL.2610
T....2635.22G12	x AL.2630
T....2645.22G12	x AL.2640*
T....2665.22G12	x AL.2660*
T....3265.22G12	x AL.3260
T....3585.22G12	x AL.3580*

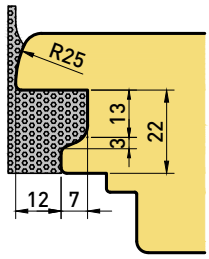

Terminale End cap	Profilo Profile
T....2619.22G12	x AL.2610
T....2639.22G12	x AL.2630
T....2649.22G12	x AL.2640*
T....2669.22G12	x AL.2660*
T....3269.22G12	x AL.3260
T....3589.22G12	x AL.3580*

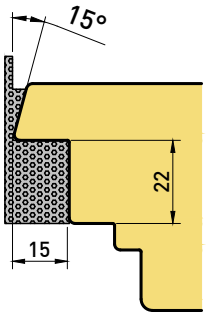

Terminale End cap	Profilo Profile
T....2617.22.15	x AL.2610
T....2637.22.15	x AL.2630
T....3267.22.15	x AL.3260
T....3587.22.15	x AL.3580*

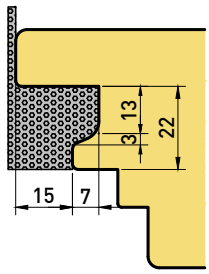

Terminale End cap	Profilo Profile
T....2615.22G15	x AL.2610
T....2635.22G15	x AL.2630
T....3265.22G15	x AL.3260
T....3585.22G15	x AL.3580*

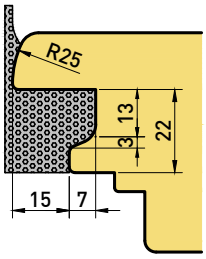

Terminale End cap	Profilo Profile
T....2619.22G15	x AL.2610
T....2639.22G15	x AL.2630
T....2649.22G15	x AL.2640*
T....2669.22G15	x AL.2660*
T....3269.22G15	x AL.3260
T....3589.22G15	x AL.3580*

Colori terminali:
End cap colours:

TB... bianco white
TE... marrone brown
TG... grigio gray
TN... nero black

TE.3159

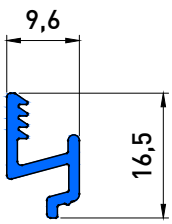

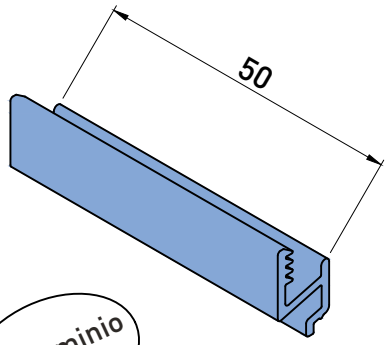

In alluminio
aluminium

AL.3170

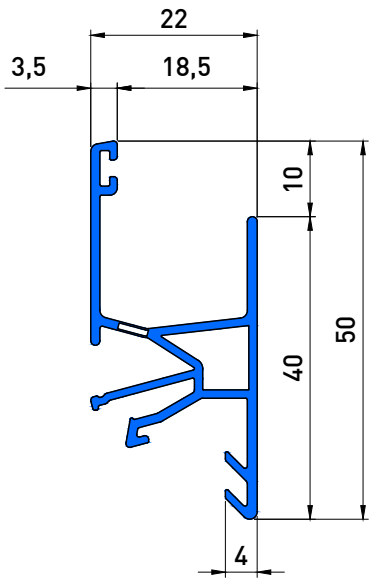

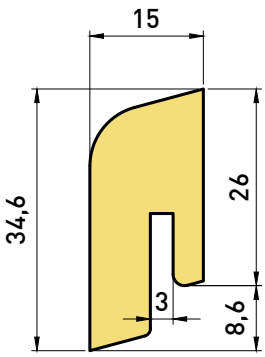

Terminale
End cap
TB.3175
TE.3175

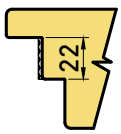

Guarnizione Gasket
GU.204

Clip
TE.3159

Grondaie (pg.94)
Gutters
AL.3230

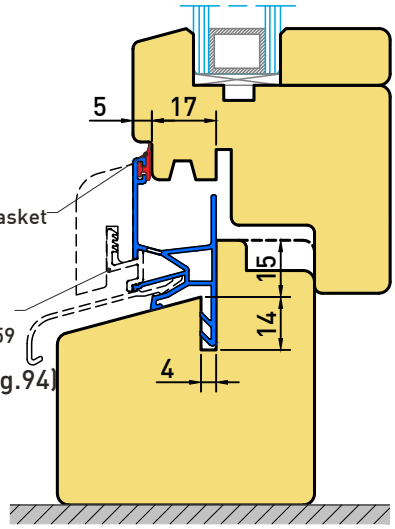

AL.1520

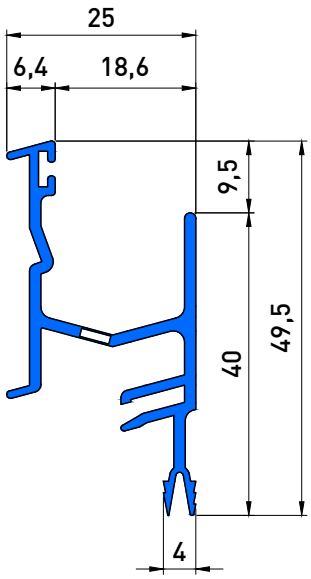

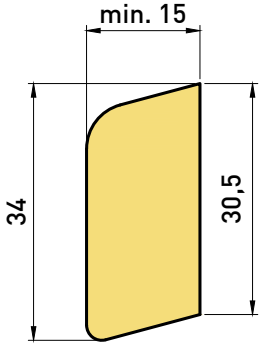

19
Terminale
End cap
TB.1525
TE.1525

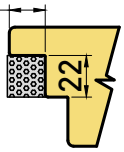

Guarnizione Gasket
GU.204

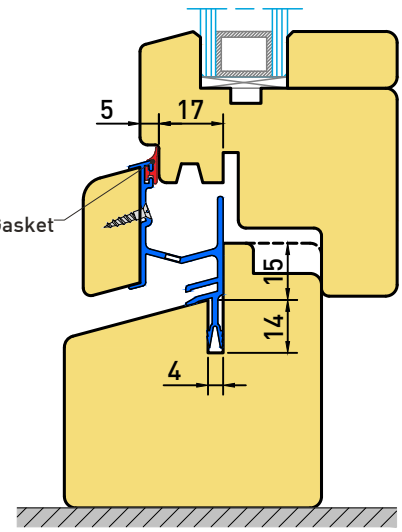

*Ad esaurimento *Running out of stock*

AL.2780

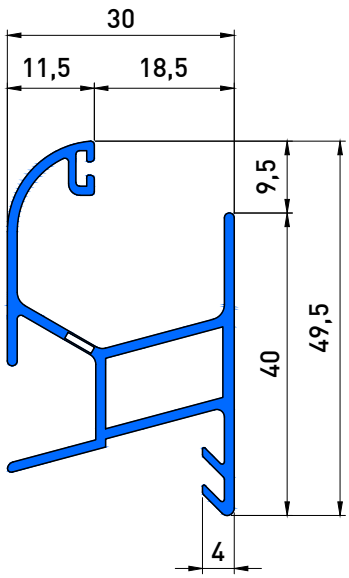

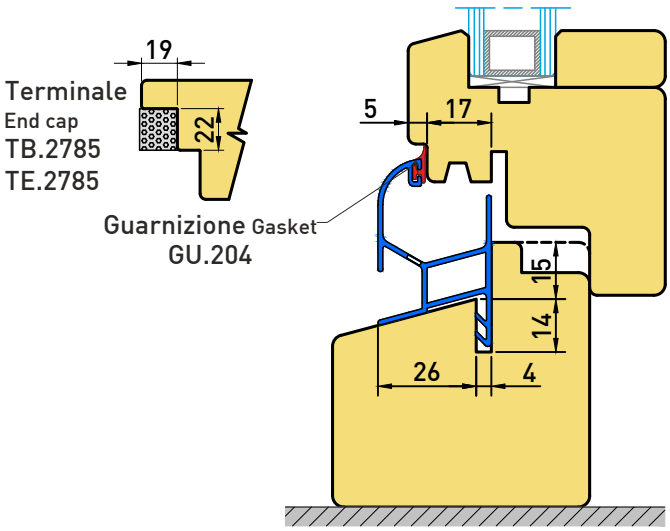

AL.3180

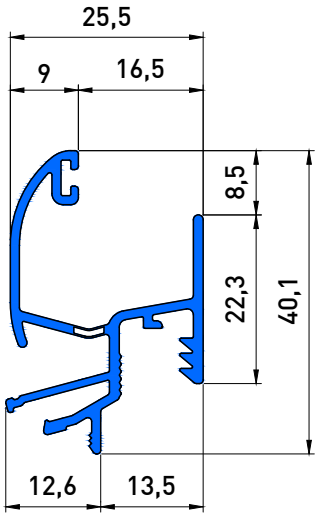

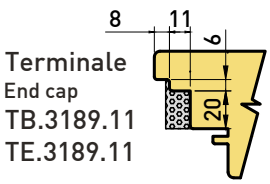

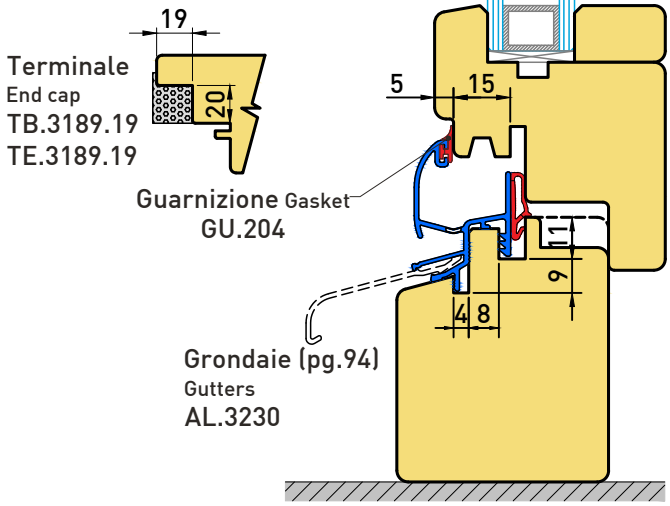

AL.3670

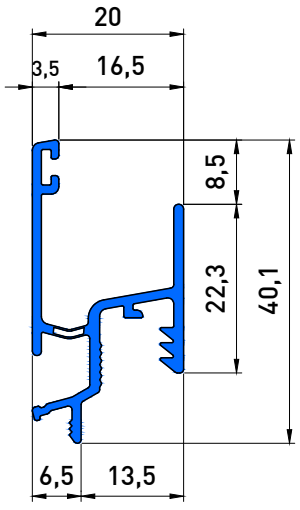

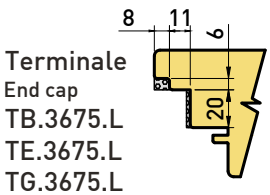

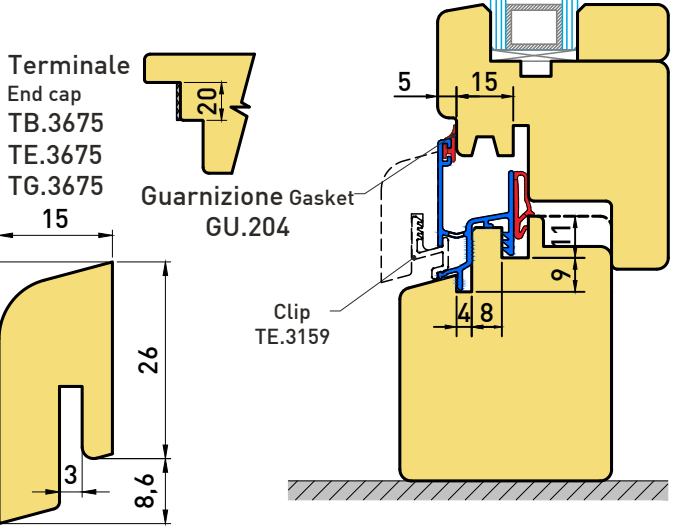

GOCCIOLATOI (battuta 17-17) DRIP TRAYS (beat 17-17)

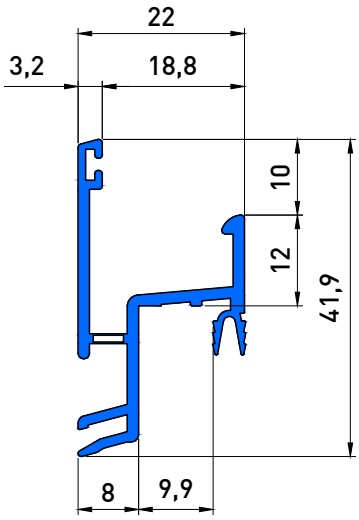

AL.2090

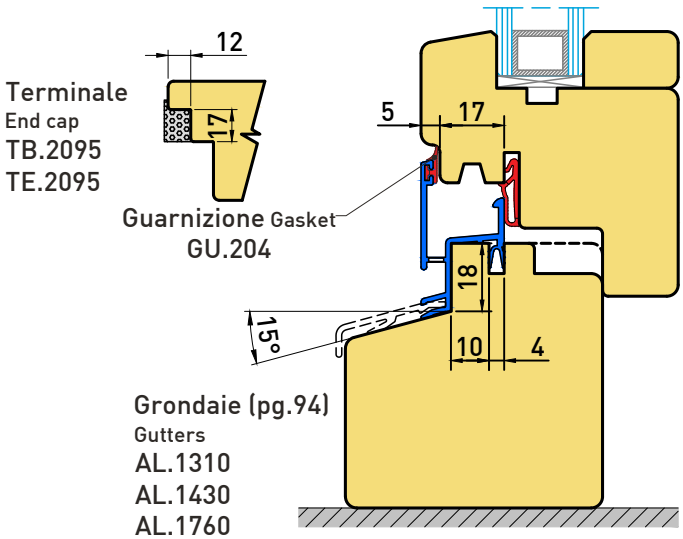

Terminale
End cap
TB.2095
TE.2095

Guarnizione Gasket
GU.204

Grondaie (pg.94)
Gutters
AL.1310
AL.1430
AL.1760
AL.2060

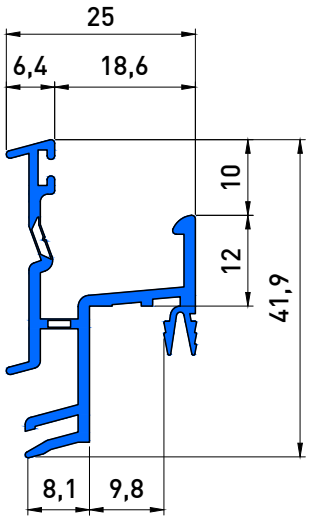

AL.1420

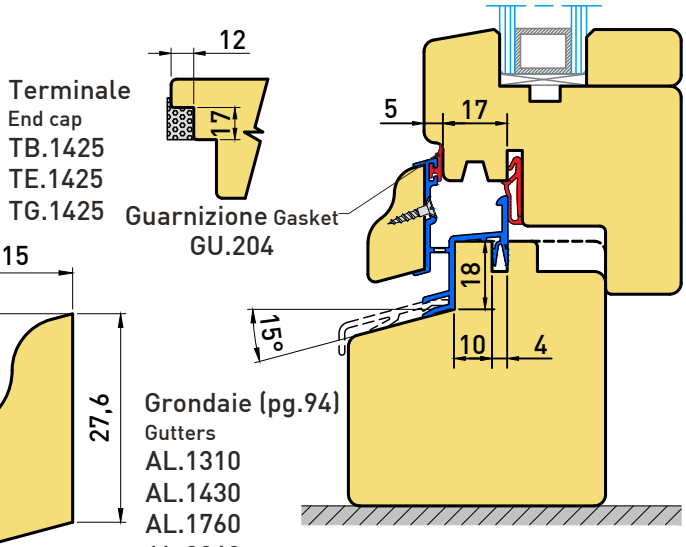

Terminale
End cap
TB.1425
TE.1425
TG.1425

Guarnizione Gasket
GU.204

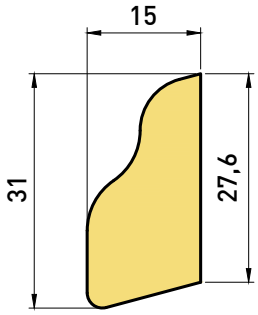

Grondaie (pg.94)
Gutters
AL.1310
AL.1430
AL.1760
AL.2060

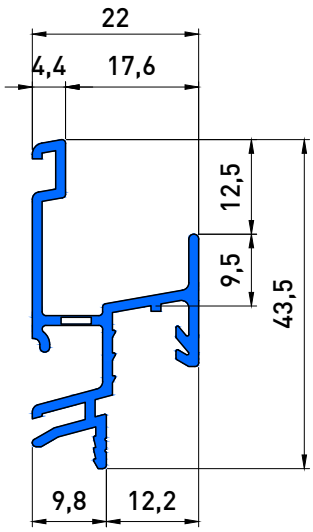

AL.1850*

Terminale
End cap
TB.1855.15
TE.1855.15

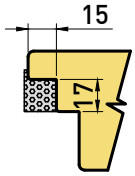

Terminale
End cap
TB.1855.12
TE.1855.12

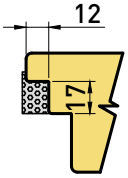

Terminale
End cap
TB.1855.G
TE.1855.G

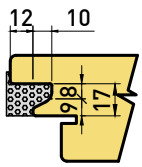

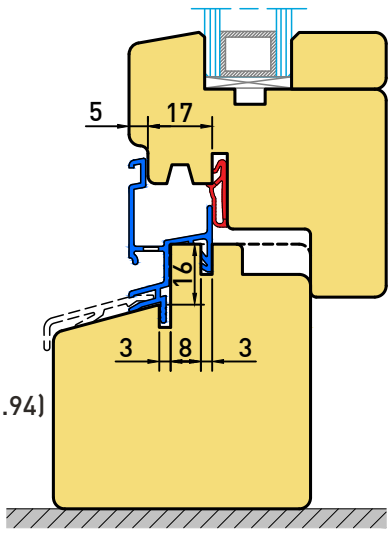

Grondaie (pg.94)
Gutters
AL.1310
AL.1430
AL.1760
AL.2060

*Ad esaurimento *Running out of stock*

AL.2500

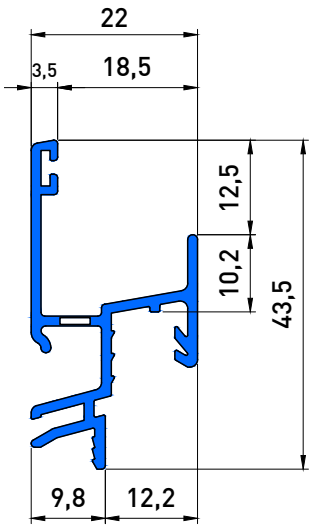

Terminale
End cap
TB.2505.15
TE.2505.15

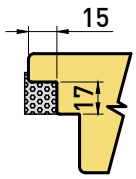

Terminale
End cap
TB.2505.12
TE.2505.12

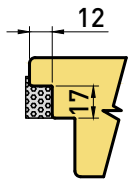

Terminale
End cap
TB.2505.G
TE.2505.G

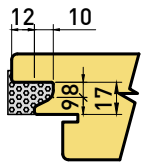

Guarnizione Gasket
GU.204

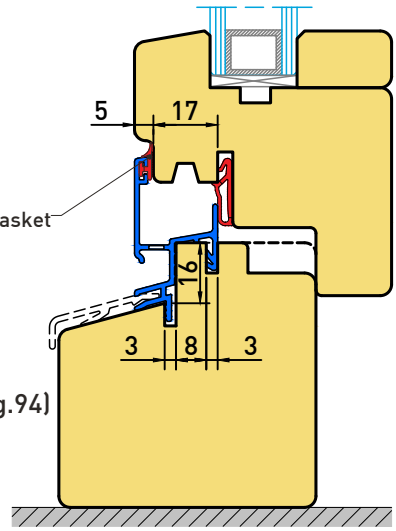

Grondaie (pg.94)
Gutters
AL.1310
AL.1430
AL.1760
AL.2060

AL.3860 (39002760)

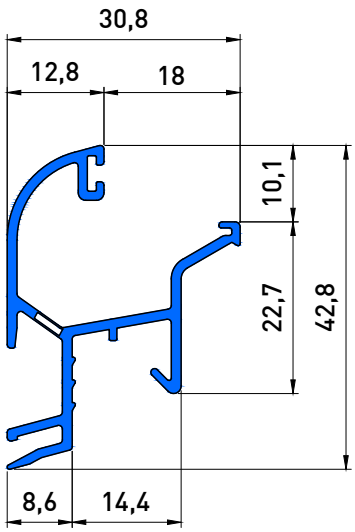

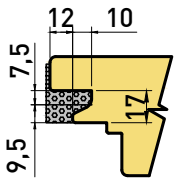

Terminale
End cap
TB.3865.17G
TE.3865.17G

Terminale
End cap
TB.3865.17
TE.3865.17

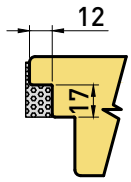

Guarnizione Gasket
GU.204

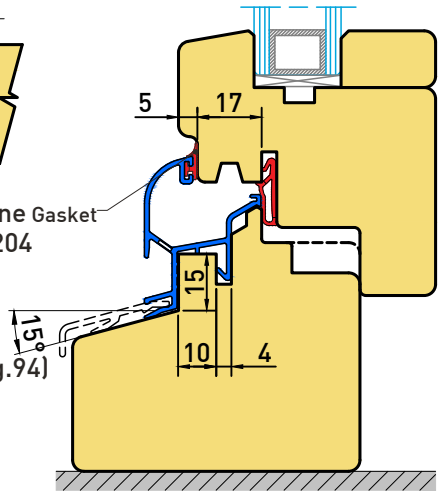

Grondaie (pg.94)
Gutters
AL.1310
AL.1430
AL.1760
AL.2060

39002380

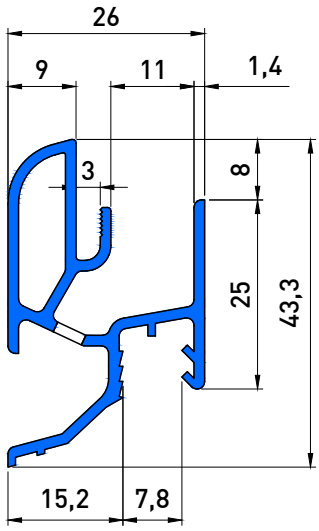

Terminale
End cap
40002386.11
40002386.13

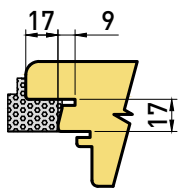

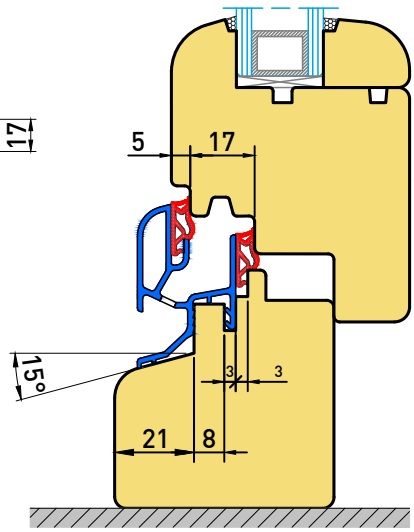

AL.1870

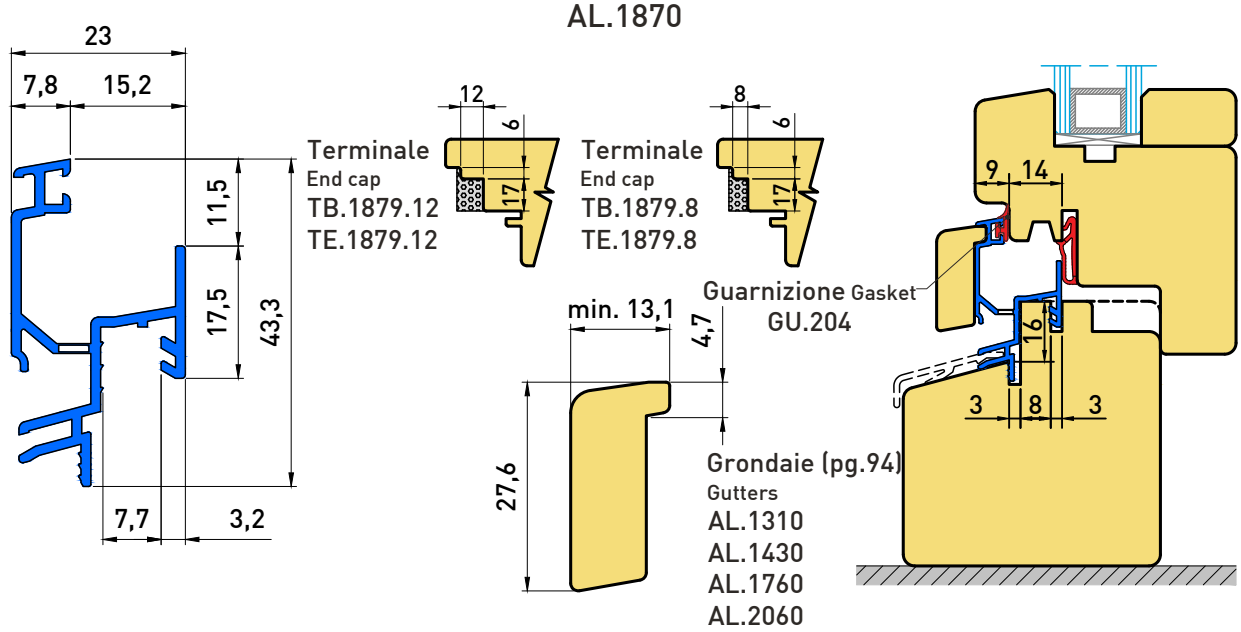

AL.3150

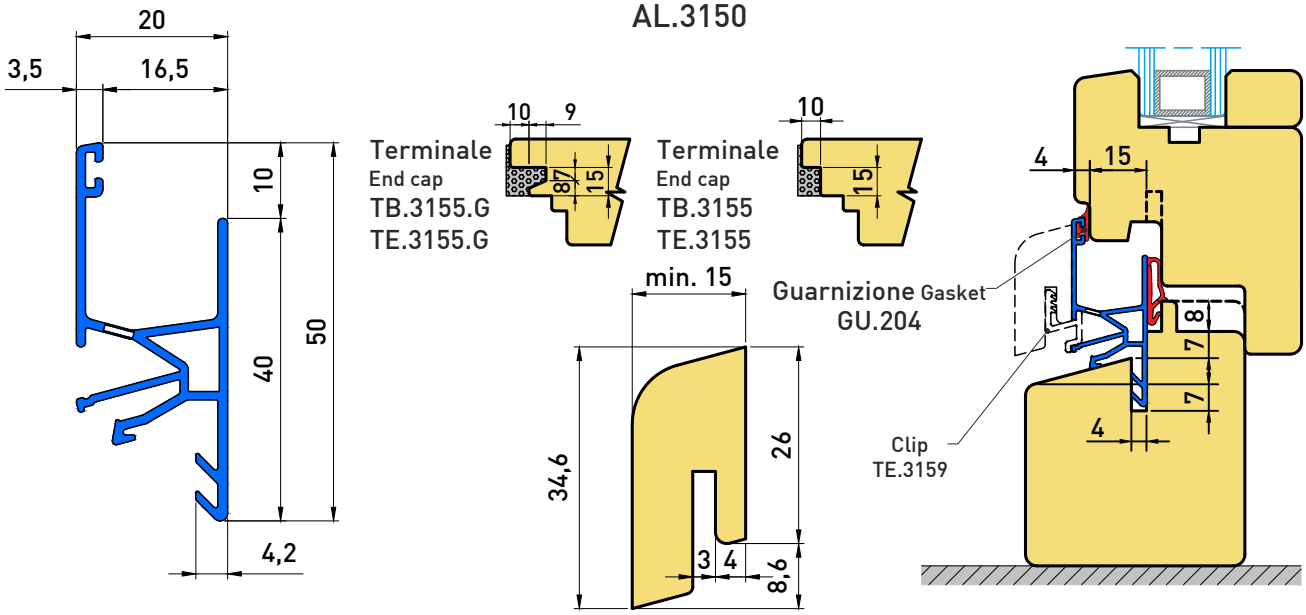

AL.3130

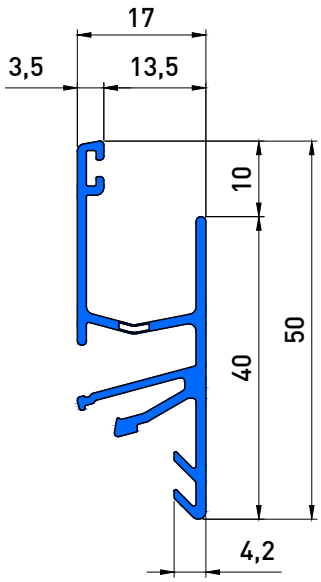

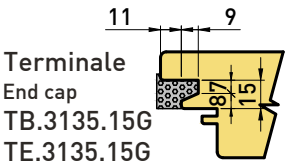

Terminale
End cap
TB.3135.15G
TE.3135.15G

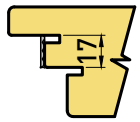

Terminale
End cap
TB.3135
TE.3135

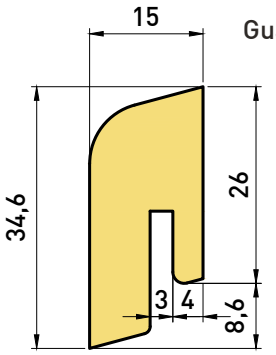

Guarnizione Gasket
GU.204

Clip
TE.3159

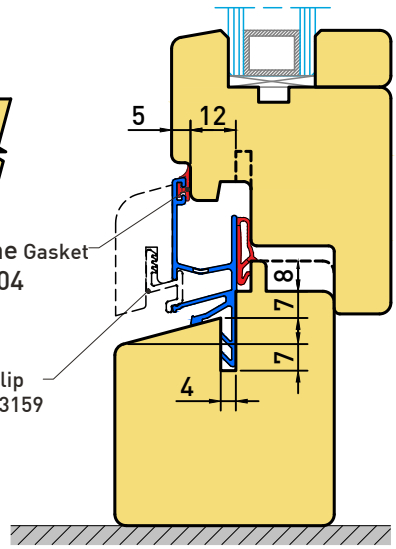

AL.1120*

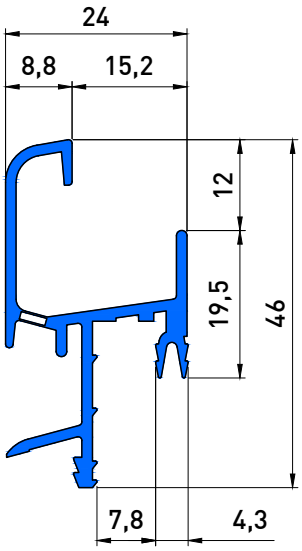

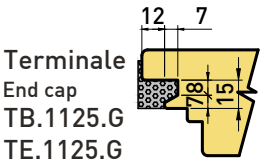

Terminale
End cap
TB.1125.G
TE.1125.G

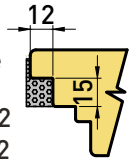

Terminale
End cap
TB.1129.12
TE.1129.12

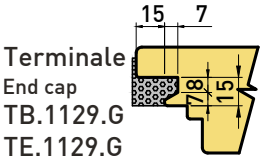

Terminale
End cap
TB.1129.G
TE.1129.G

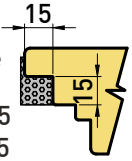

Terminale
End cap
TB.1129.15
TE.1129.15

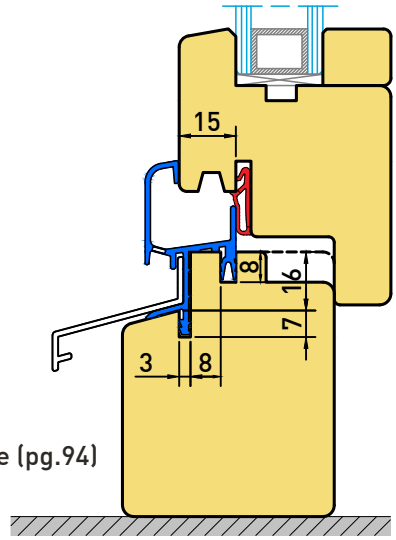

Grondaie (pg.94)
Gutters
AL.0780
AL.0790
AL.0800

AL.2620

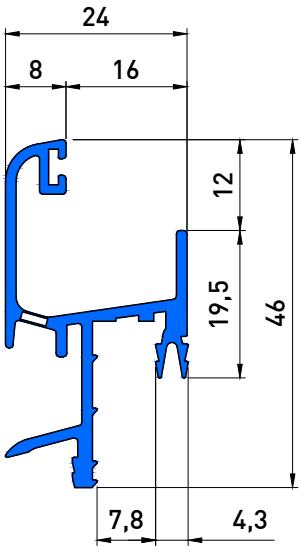

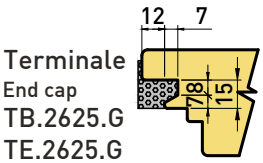

Terminale
End cap
TB.2625.G
TE.2625.G

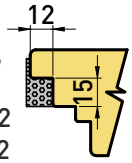

Terminale
End cap
TB.2629.12
TE.2629.12

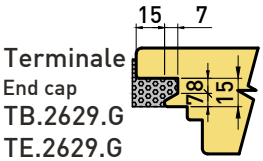

Terminale
End cap
TB.2629.G
TE.2629.G

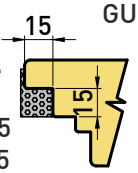

Terminale
End cap
TB.2629.15
TE.2629.15

Guarnizione Gasket
GU.204

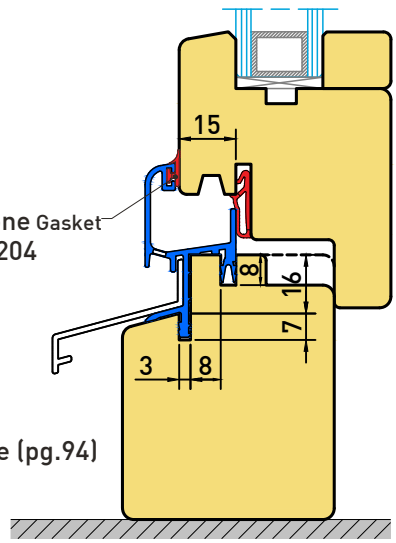

Grondaie (pg.94)
Gutters
AL.0780
AL.0790

GOCCIOLATOI (battuta 15-15) DRIP TRAYS (beat 15-15)

AL.1720

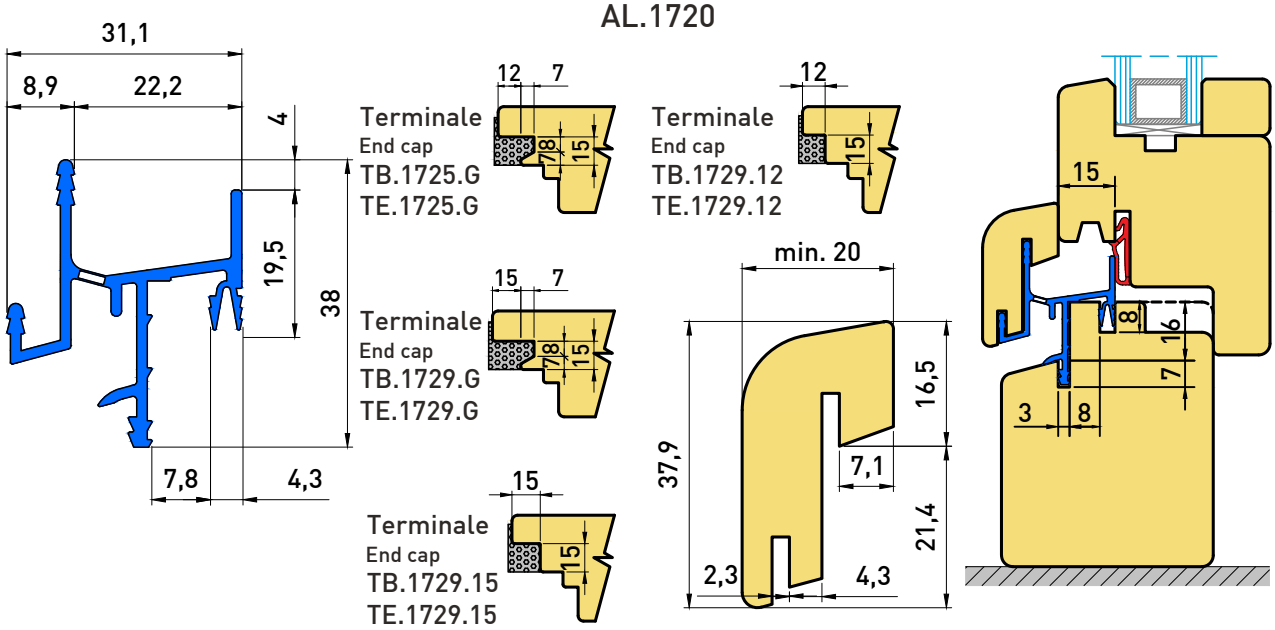

AL.2120

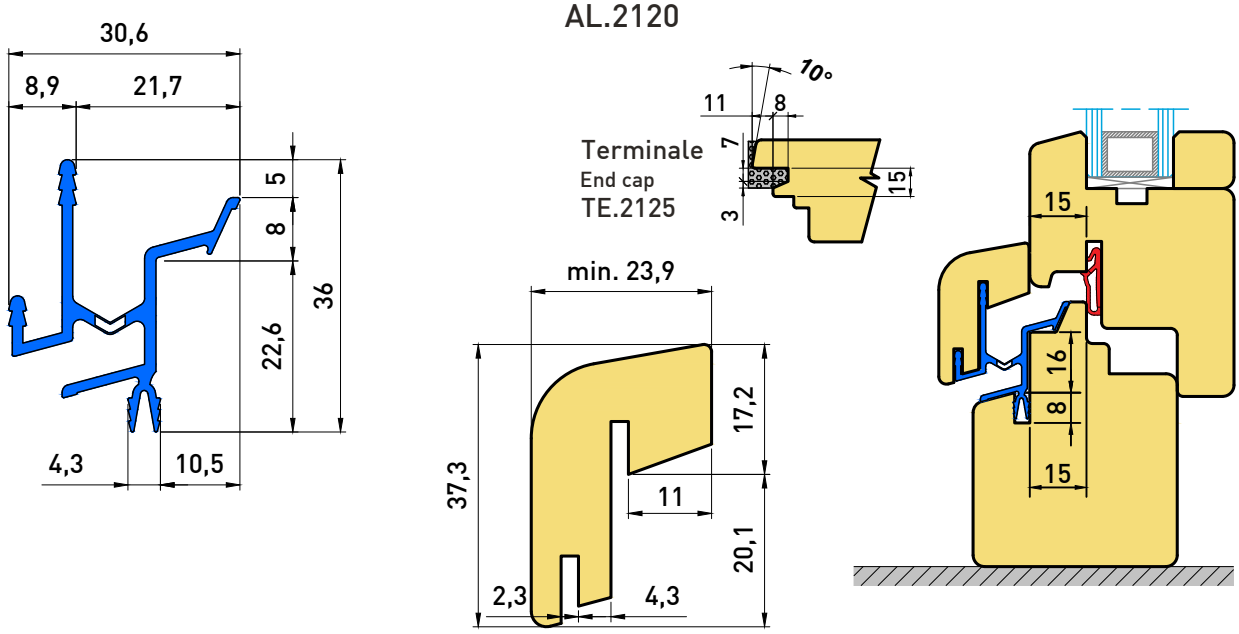

AL.2080*

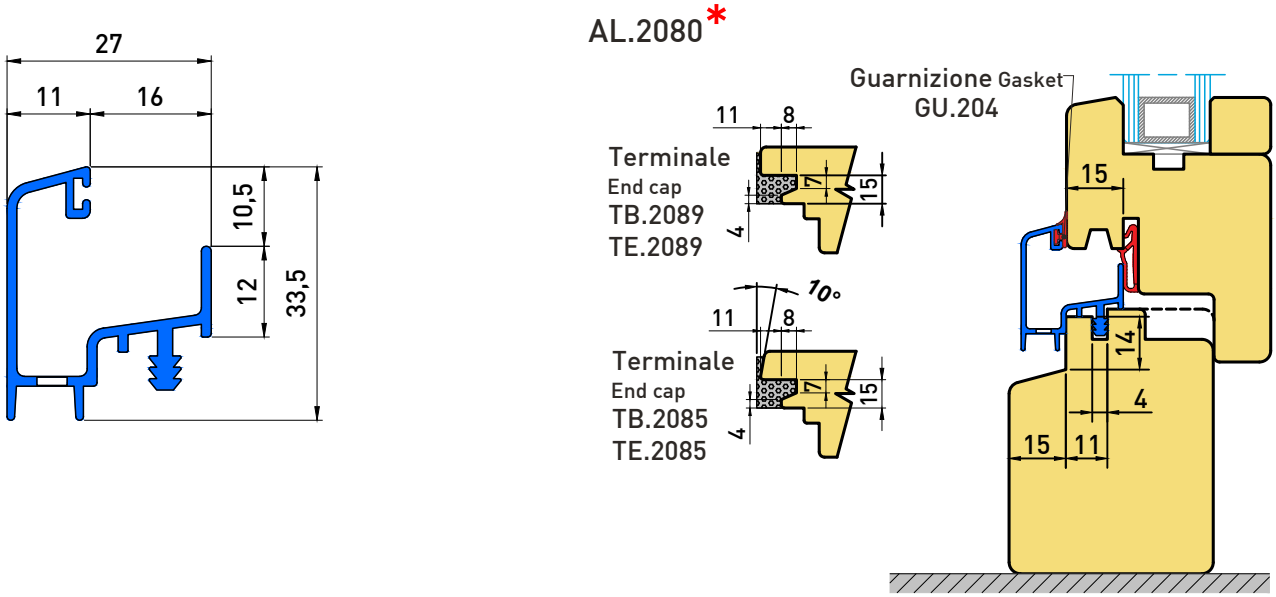

*Ad esaurimento *Running out of stock*

AL.1960

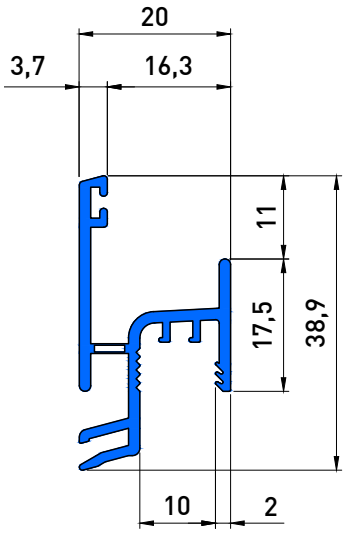

Terminale
End cap
TB.1965.15
TE.1965.15

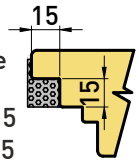

Terminale
End cap
TB.1965.11
TE.1965.11

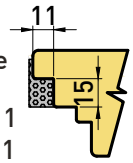

Guarnizione Gasket
GU.204

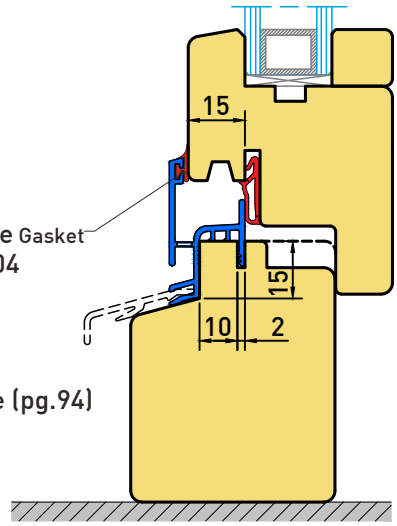

Grondaie (pg.94)
Gutters
AL.1310
AL.1430
AL.1760
AL.2060

AL.1060

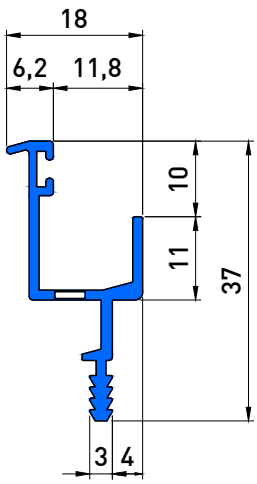

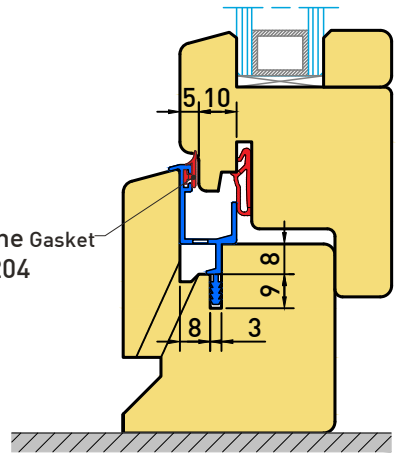

Guarnizione Gasket
GU.204

AL.3110*

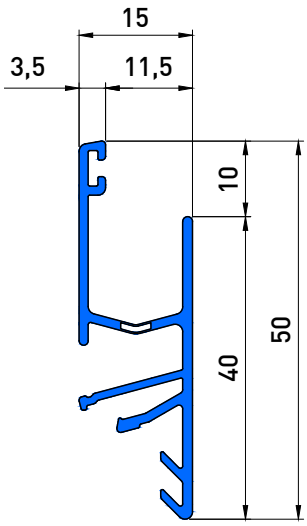

Terminale
End cap
TB.3115
TE.3115



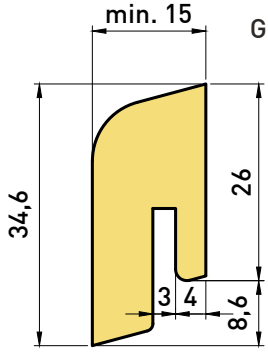

Guarnizione Gasket
GU.204

Clip
TE.3159

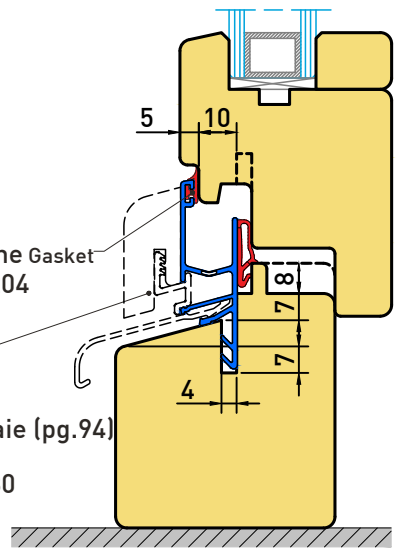

Grondaie (pg.94)
Gutters
AL.3230

AL.2580

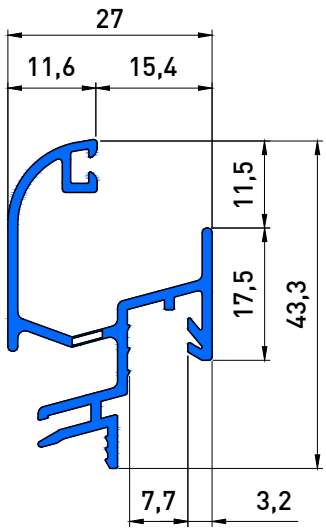

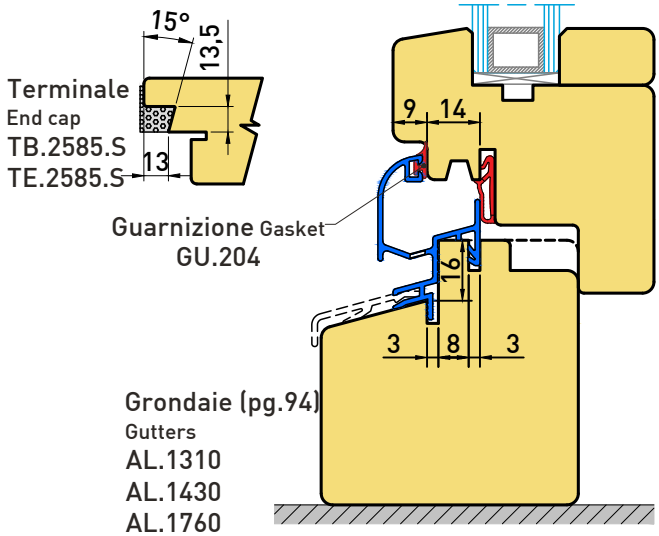

AL.1870

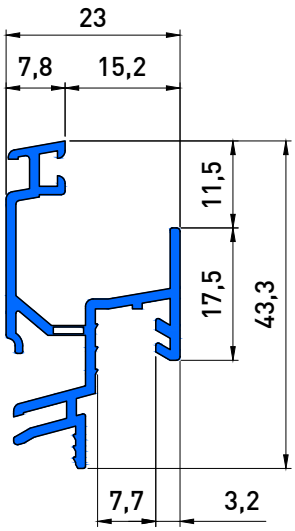

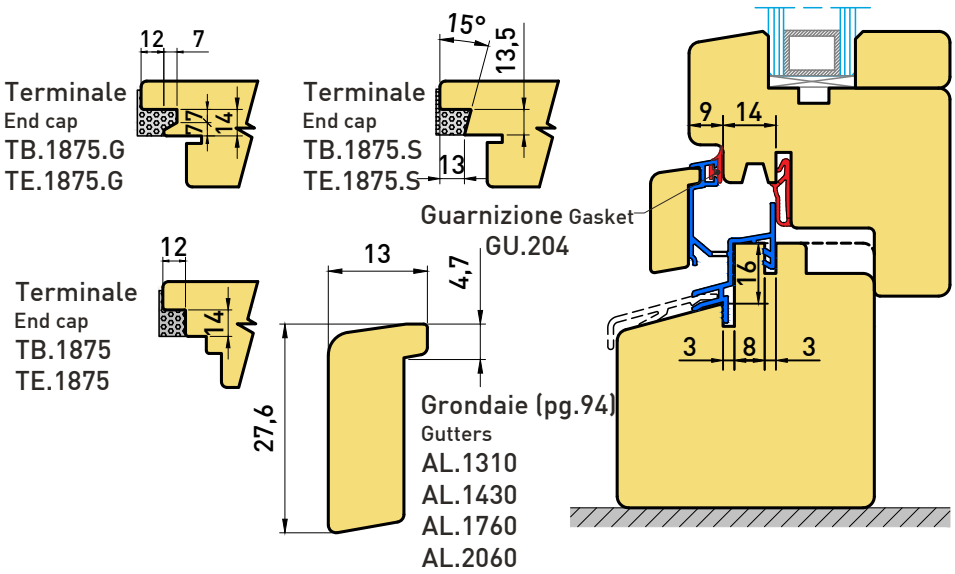

AL.2480*

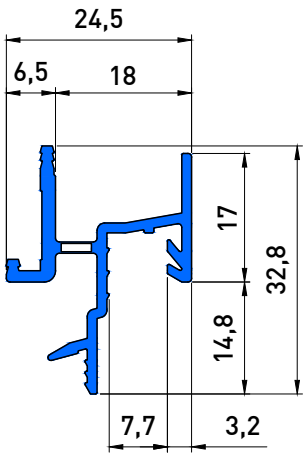

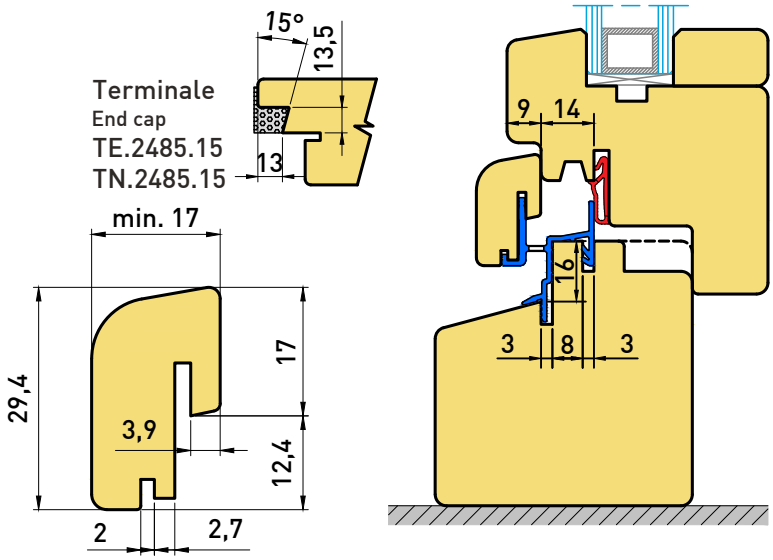

*Ad esaurimento *Running out of stock*

AL.2540

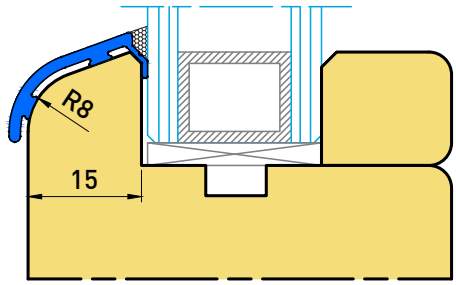

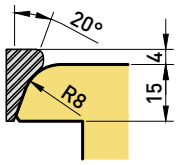

Terminale
End cap
TB.2545
TE.2545
TG.2545

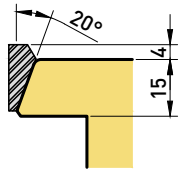

Terminale
End cap
TB.2545.20
TE.2545.20
TG.G.2545.20

AL.2520

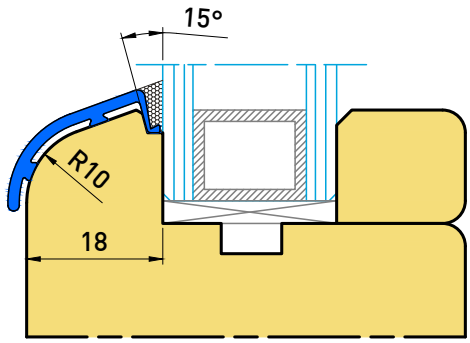

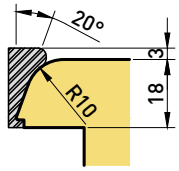

Terminale
End cap
TB.2525
TE.2525
TG.2525
TT.2525

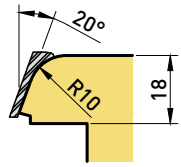

Terminale
End cap
TB.2525.20
TE.2525.20
TG.2525.20
TT.2525.20

AL.1250

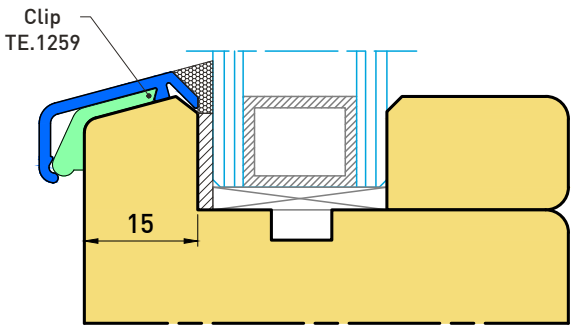

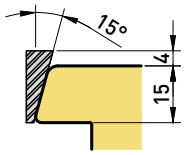

Terminale
End cap
TB.1255.15
TE.1255.15
TG.1255.15

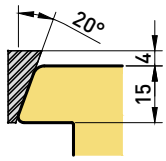

Terminale
End cap
TB.1255.20
TE.1255.20
TG.G.1255.20

AL.4000

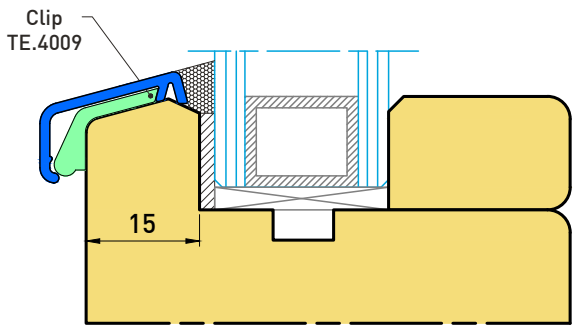

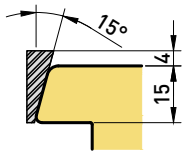

Terminale
End cap
TE.4005.15

AL.1690

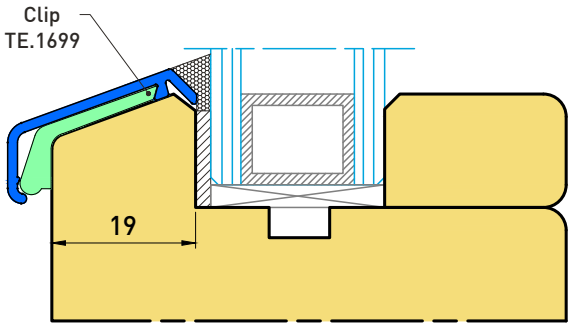

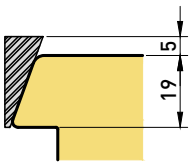

Terminale
End cap
TB.1695
TE.1695
TG.1695
TT.1695

39003200

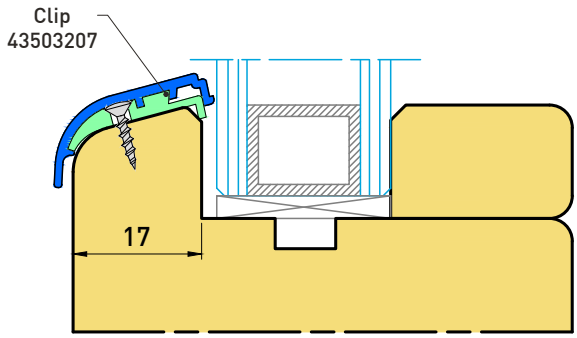

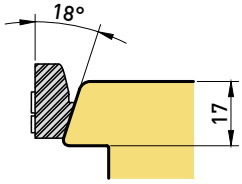

Terminale
End cap
41403206.11
41403206.12
41403206.13
41403206.7037

AL.3970

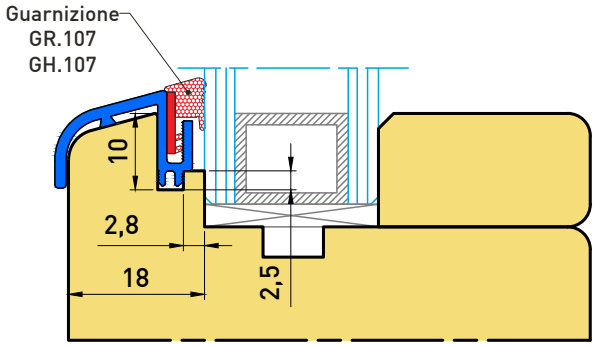

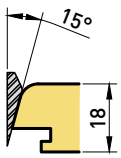

Terminale
End cap
TB.3975.15
TE.3975.15
TG.3975.15

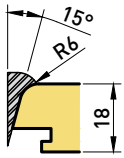

Terminale
End cap
TB.3975.15K
TE.3975.15K
TG.3975.15K

AL.3500

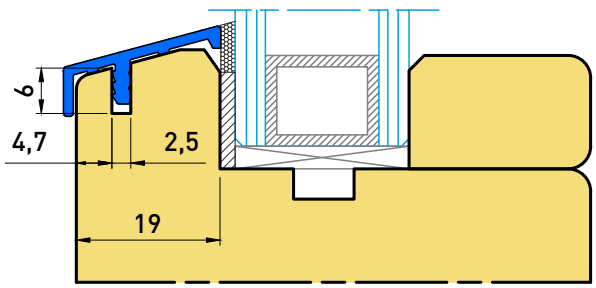

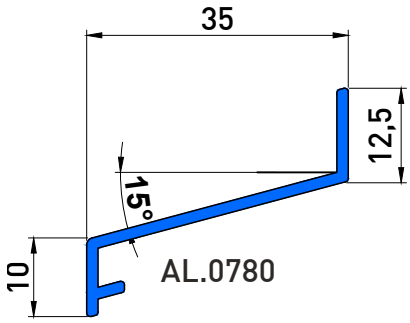

AL.0780

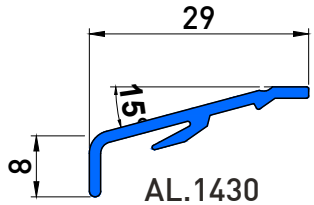

AL.1430

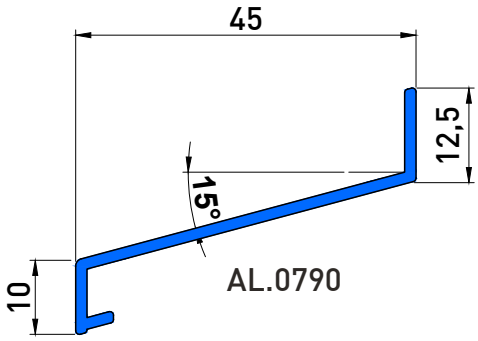

AL.0790

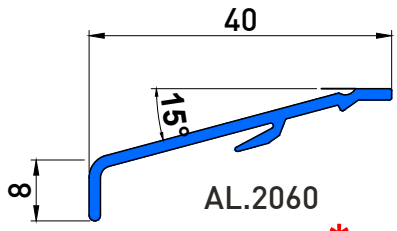

AL.2060
(39001500)*

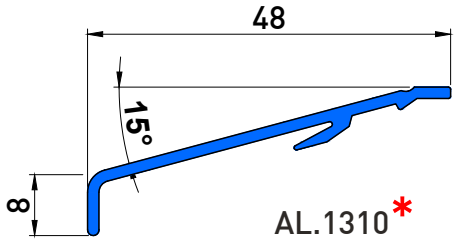

AL.1310*

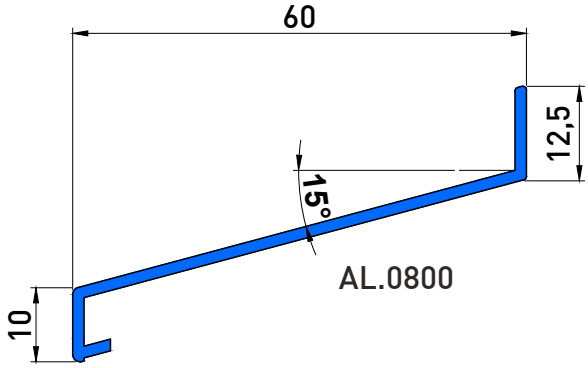

AL.0800

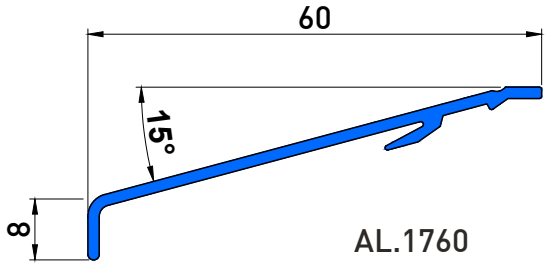

AL.1760

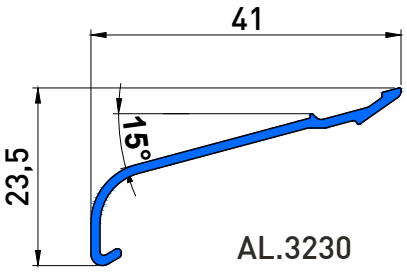

AL.3230

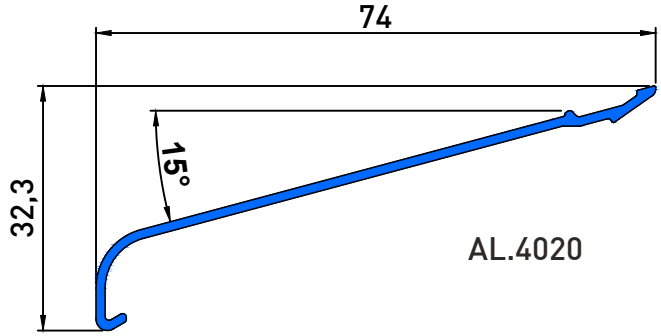

AL.4020

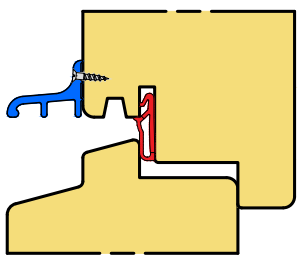

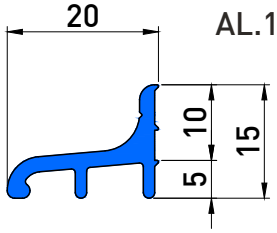

AL.1370

GUARNIZIONI ACCESSORIE

Gaskets for drip trays and sills

GUARNIZIONI GASKETS

ARTICOLO ITEM	CODICE CODE / COLORE COLOUR	APPLICAZIONE APPLICATION
GU.204 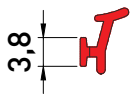	COD. — COLORE GU.204.B — Bianco White GU.204.G — Grigio Gray GU.204.M — Marrone Brown GU.204.N — Nero Black Q.tà per confezione (box): 200mt Materiale (material): TPE	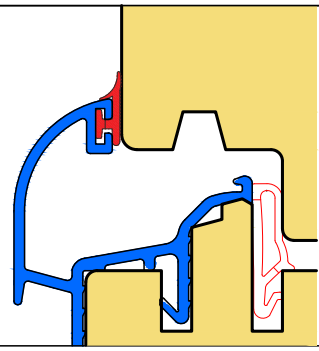
GU.220 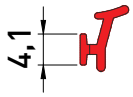	COD. — COLORE GU.220.B — Bianco White GU.220.G — Grigio Gray GU.220.M — Marrone Brown GU.220.N — Nero Black Q.tà per confezione (box): 200mt Materiale (material): TPE	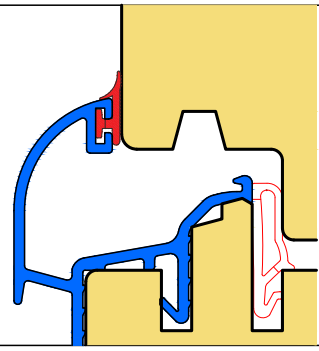
GU.200 	COD. — COLORE GU.200.B — Bianco White GU.200.G — Grigio Gray GU.200.M — Marrone Brown GU.200.N — Nero Black Q.tà per confezione(box): 300mt (200mt grigio gray) Materiale (material): EPDM	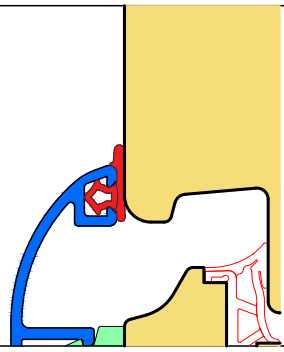
GU.208 	COD. — COLORE GU.208.B — Bianco White GU.208.M — Marrone Brown GU.208.N — Nero Black Q.tà per confezione (box): 320mt Materiale (material): PVC	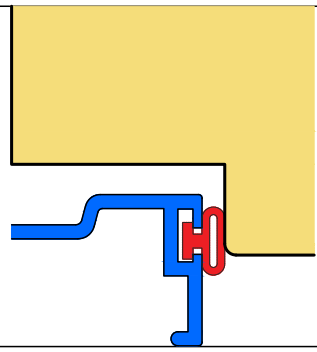
GU.210 	COD. — COLORE GU.210.B — Bianco White GU.210.G — Grigio Gray GU.210.M — Marrone Brown GU.210.N — Nero Black Q.tà per confezione (box): 300mt Materiale (material): TPE	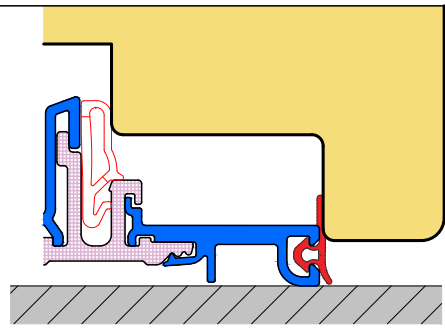

GUARNIZIONI GASKETS

ARTICOLO	CODICE / COLORE	APPLICAZIONE
GU.225 	COD. / COLORE GU.225.G — Grigio Gray GU.225.N — Nero Black Q.tà per confezione (box): 300mt Materiale (material): EPDM	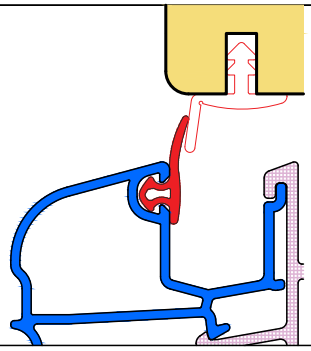
GU.219 	COD. / COLORE GU.219.B — Bianco White GU.219.M — Marrone Brown GU.219.N — Nero Black Q.tà per confezione (box): 300mt Materiale (material): EPDM	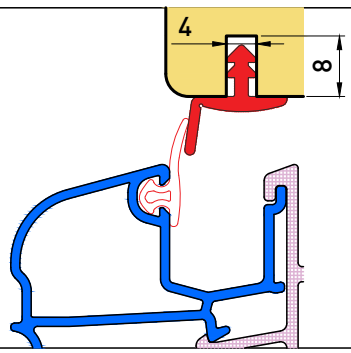
160G0013 	COD. / COLORE 160G0013.12 — Nero Black Q.tà per confezione (box): 200mt Materiale (material): EPDM	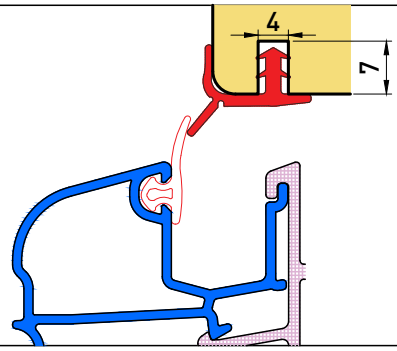
GU.203 	COD. / COLORE GU.203.B — Bianco White GU.203.M — Marrone Brown GU.203.N — Nero Black Q.tà per confezione (box): 144mt Materiale (material): PVC	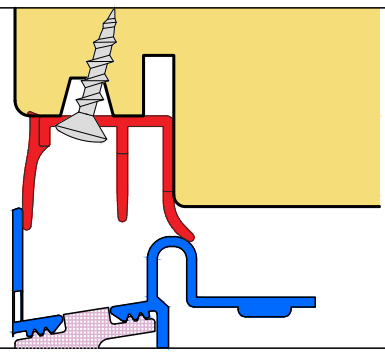
KG11 	COD. / COLORE KG11N — Nero Black Q.tà per confezione (box): 150mt Materiale (material): EPDM+espanso	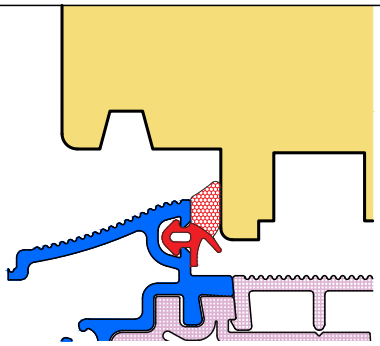

GUARNIZIONI GASKETS

ARTICOLO	CODICE / COLORE	APPLICAZIONE
GU201.738 	COD. / COLORE GU201.738.B Bianco White GU201.738.M Marrone Brown GU201.738.N Nero Black Q.tà per confezione (box): 210mt Materiale (material): PVC	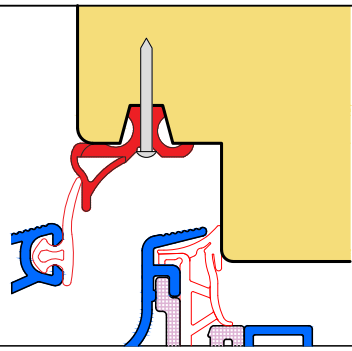
GR.095 	COD. / COLORE GR.095N Nero Black Q.tà per confezione (box): 400mt Materiale (material): TPE	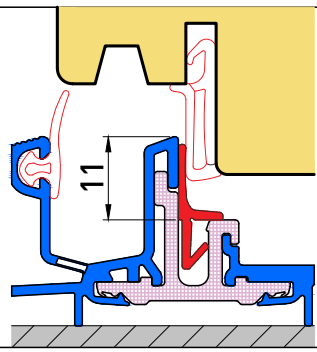



Forbice GD.510
Scissor

COD.	DESCRIZIONE
GD.510	Forbice



La forbice GD.510 è lo strumento ideale per il taglio delle guarnizioni da applicare sui serramenti in legno.

Con questo unico utensile si possono tagliare indistintamente guarnizioni da applicare su anta o su telaio, sia con senso di svolgimento da destra che da sinistra.
Qualsiasi regolazione e/o cambio coltelli si effettua con una chiave a brugola in dotazione.
1 - Coltelli per taglio a 90° guarnizione da applicare su anta (lame da cutter commerciali)

2 - Coltello per incisione guarnizione da applicare su telaio (nel caso di guarnizioni da applicare su anta deve essere rimosso)

3 - Battute regolabili per taglio guarnizioni

4 - Blocchetto regolabile e reversibile per appoggio battuta legno (da posizionare a destra o sinistra in base al senso di svolgimento della guarnizione e da regolare a seconda delle battute d'appoggio)

GD.510 is the suitable scissor for gasket cutting on wooden frames.

Same scissor for sash or frame cutting.

Any regulation or blades change can be made with supplied allen key.
1 - 90° blades for sash cutting

2 - Blade for frame cutting (to be removed in sash case)

3 - Adjustable beat

4 - Adjustable block (both for left or right handed direction)

PROFILI FALSI TELAI

False frame profiles

AL-9824

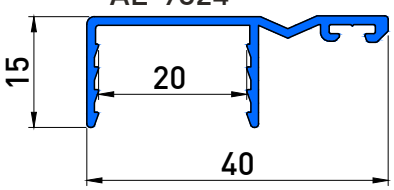

AL-9825

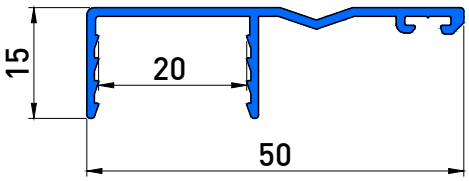

AL-9826

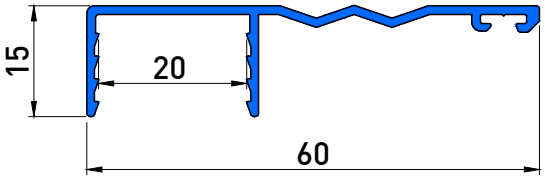

AL-9827

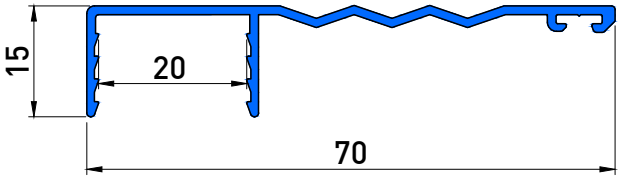

AL-9828

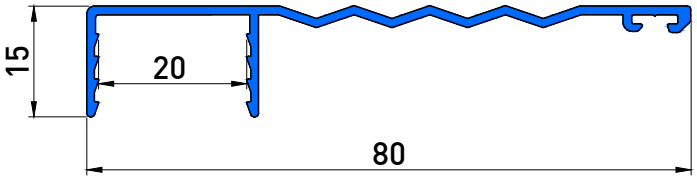

AL-9829

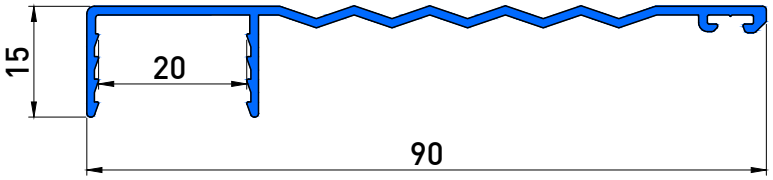

AL-9821

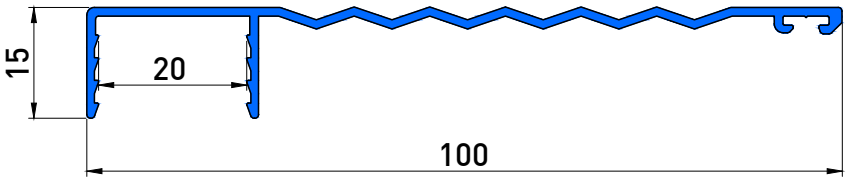

AL-9803

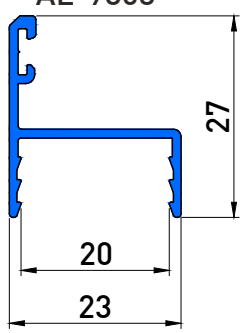

Squadretta di allineamento per giunzione angolare

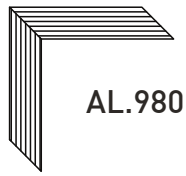

Stainless steel corner for 45°junction

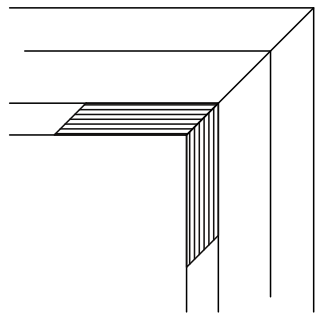

PROFILI PER FALSI TELAI FALSE FRAME PROFILES

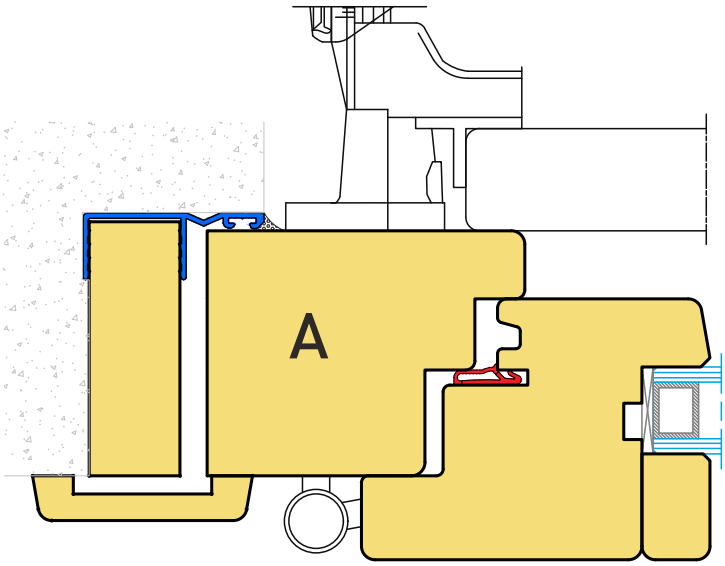

Non è più necessario il coprifilo esterno
No external trim

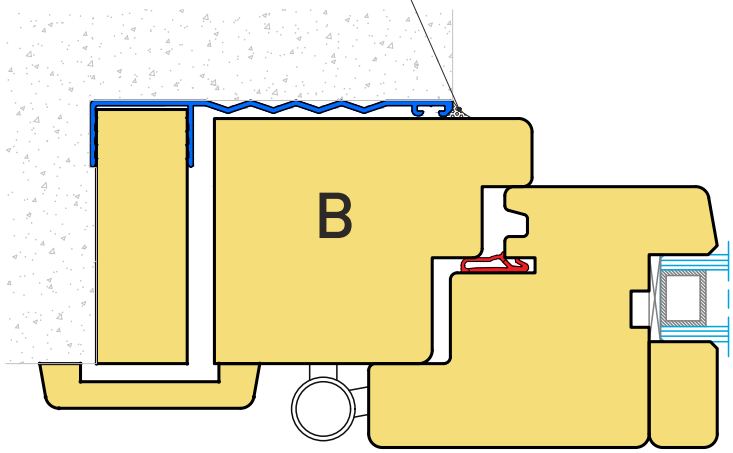

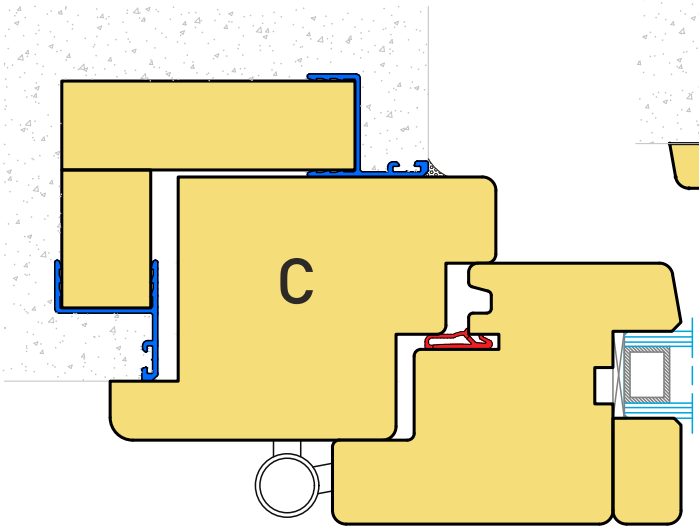

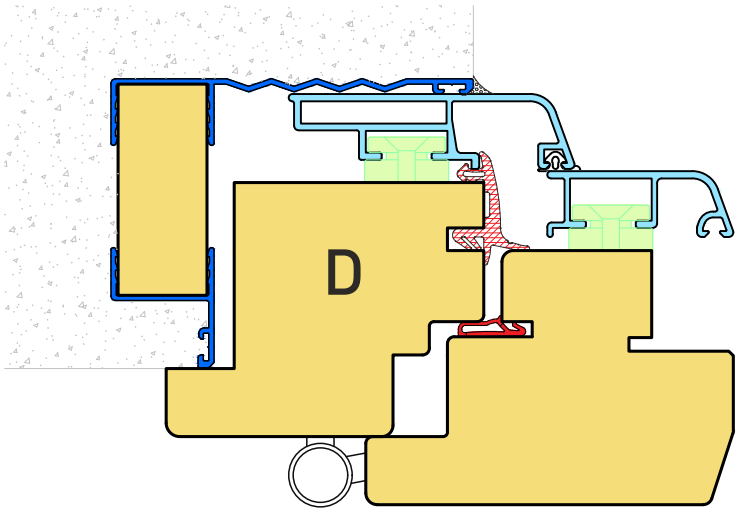

LABORATORIO TECNOLOGICO LEGNOLEGNO

LegnoLegno s.c.
Via Pio La Torre, 11
42015 Correggio (RE) Italy
Tel. +039 0522 733011
Fax +039 0522732836
C.F. P.IVA e N.ISCRIZ. REG.IMPRESE REGGIO E. 01244480354

Testing Laboratory
Notified Body number 1709
n. albo artigiani 900037
n. albo coop.ve A106083
REA 170723

RELAZIONE TECNICA

La presente relazione ha come oggetto l'analisi delle temperature superficiali interne in corrispondenza del giunto muratura secondo metodologia di calcolo definita in UNI EN ISO 13788 ed eseguita presso il Dipartimento Energico del laboratorio prove Legnolegno.

GLI OBIETTIVI DELLE VERIFICHE DEI TEST EFFETTUATI SONO I SEGUENTI:

- analisi dell'andamento delle isoterme per il nodo definito dal committente del sistema di posa con demarcazione delle isoterme a temperatura 9,3°C e 13,2 °C per le seguenti stratigrafie di parete :

  Sistema con " controtelaio Eurosoft" identificato nella tavola B
  Sistema con " controtelaio Eurosoft" identificato nella tavola C

- Individuazione della temperatura superficiale interna:in prossimità dello spigolo della traversa inferiore del telaio
- Individuazione della temperatura media minima accetabile esterna

DENOMINAZIONE COMMERCIALE DEL CAMPIONE OGGETTO DI TEST:

CONTROTELAIO EUROSOFT

VALIDITA' DEI RISULTATI DELLA VERIFICA DELLE PRESTAZIONI TERMICHE

I risultati riportati non sono validi se non nelle condizioni con cui i calcoli sono stati effettuati.
I risultati contenuti nella presente relazione si riferiscono esclusivamente al sistema di posa Finestra/Parete analizzato, secondo la definizione di materiali e di dimensioni così come sono state fornite dal cliente
I calcoli, eseguiti secondo la norma UNI EN ISO 13788 prevedono l'analisi delle isoterme attraverso l'utilizzo dei valori di conduttività termica dei singoli materiali ed i valori Ug forniti dal committente. A tal fine si possono utilizzare i valori delle conduttività termiche (λ) dei singoli materiali indicati nell'allegato A della norma UNI EN ISO 10077-2, nella norma UNI EN ISO 10456 o valori provenienti da prove sperimentali.

ELENCO APPARECCHIATURE DI MISURA UTILIZZATE

Personal Computer e Software specifico di calcolo "FLIXO".

LABORATORIO TECNOLOGICO LEGNOLEGNO

LegnoLegno s.c.
Via Pio La Torre, 11
42015 Correggio (RE) Italy
Tel. +039 0522 733011
Fax +039 0522732836
C.F. P.IVA e N.ISCRIZ. REG.IMPRESE REGGIO E. 01244480354

Testing Laboratory
Notified Body number 1709
n. albo artigiani 900037
n. albo coop.ve A106083
REA 170723

SINTESI DEI RISULTATI DI CACOLO

Luogo, data: Correggio, 21/10/2013

Committente: EUROPROFILI GROUP SPA
VIA BARCO, 28 - CASTEGNATO (BS)

Per conto della Ditta: c.s.

DENOMINAZIONE COMMERCIALE DEL CAMPIONE OGGETTO DI TEST:
CONTROTELAIO EUROSOFT

PROVE ESEGUITE E RISULTATI CONSEGUITI

ANALISI DELLE TEMPERATURE SUPERFICIALI INTERNE E CALCOLO DELLA TEMPERATURA MEDIA MENSILE MINIMA ACCETABILE PER EVITARE FORMAZIONE DI MUFFE.

	Temperatura superficiale interna giunto muro (°C)	Temperatura media mensile minima accetabile per evitare formazione di muffe(°C)
SISTEMA INDENTIFICATO DA TAVOLA B	14.43	8.34
SISTEMA INDENTIFICATO DA TAVOLA C	14,75	7.39

Il Direttore Tecnico / Technical Manager
Ing. Antonio D'Albo

Il Responsabile Prove / Test Technician
Giovanni Ciampa

TAVOLA B

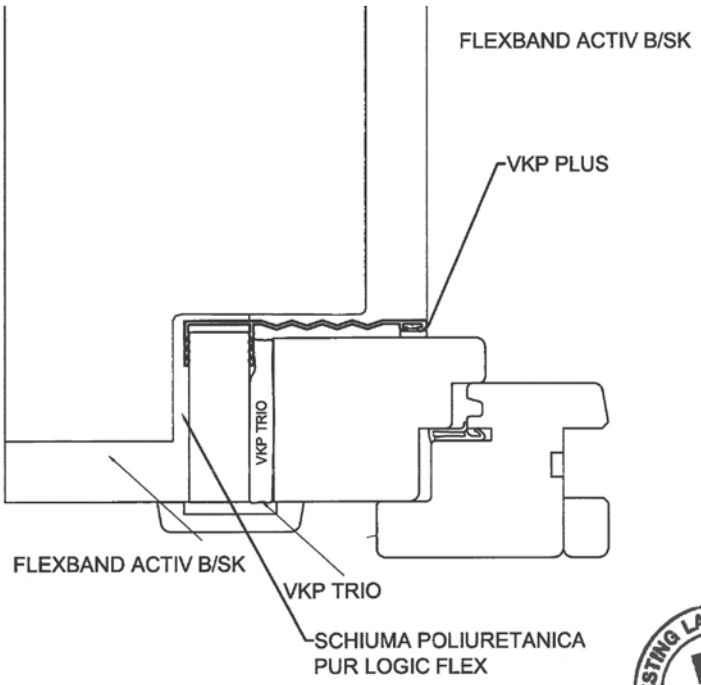

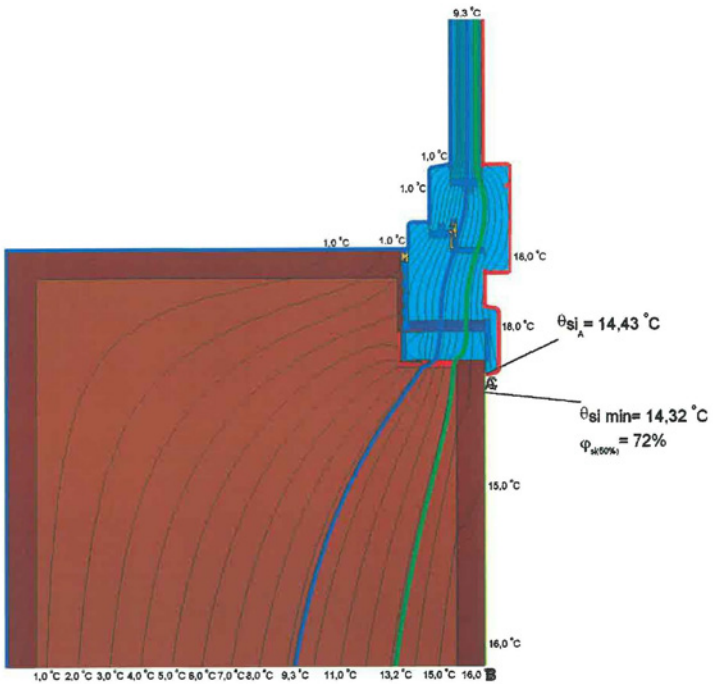

Materiale	λ[W/(m·K)]
Abete bianco, Abete rosso, Peccia di Sitka	0,110
Cavità non ventilate	Eps=0,9/0,9
EPDM (Ethylenpropylendien monomer) (1500 kg/m³)	0,250
Ghisa	50,000
Intonaco 0.9	0,900
Laterizio Forato Porizzato	0,250
Nastro VKP TRIO	0,048
Pannello	0,035
Purlogic Flex Wurth	0,035

Condizione al bordo	q[W/m²]	θ[°C]	R[(m²·K)/W]	ε
Esterno Finestra		0,000	0,040	
Interno Muro 0,25		20,000	0,250	
Interno vetri e telai 0,13		20,000	0,130	
Simmetria/Sezione componente	0,000			

TAVOLA C

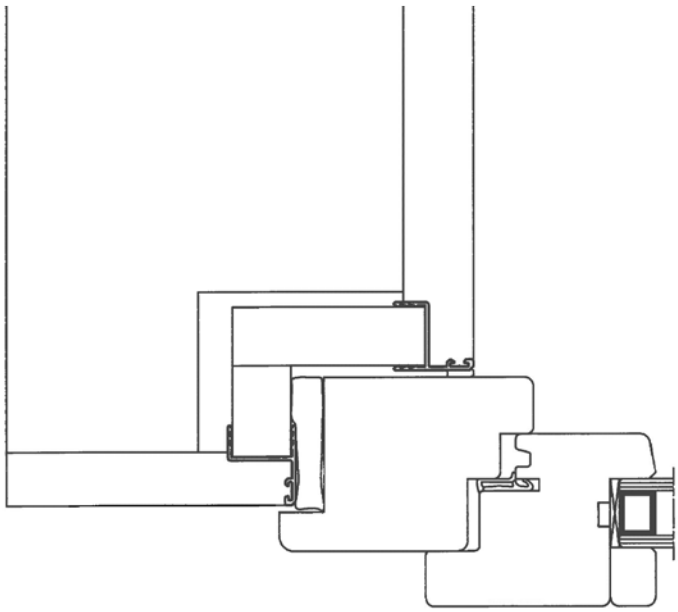



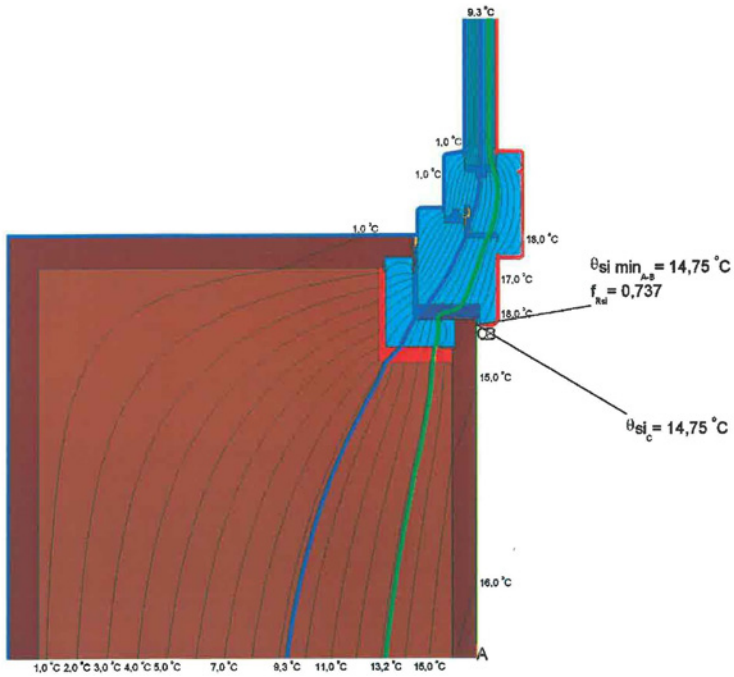

Materiale	λ[W/(m·K)]
Abete bianco, Abete rosso, Peccia di Sitka	0,110
Cavità leggermente ventilate	Eps=0,9/0,9
Cavità non ventilate	Eps=0,9/0,9
EPDM (Ethylenpropylendien monomer) (1500 kg/m³)	0,250
Ghisa	50,000
Intonaco 0.9	0,900
Laterizio Forato Porizzato	0,250
Nastro VKP TRIO	0,048
Pannello	0,035
Purlogic Flex Wurth	0,035

Condizione al bordo	q[W/m²]	θ[°C]	R[(m²·K)/W]	ε
Esterno Finestra		0,000	0,040	
Interno Muro 0,25		20,000	0,250	
Interno vetri e telai 0,13		20,000	0,130	
Simmetria/Sezione componente	0,000			

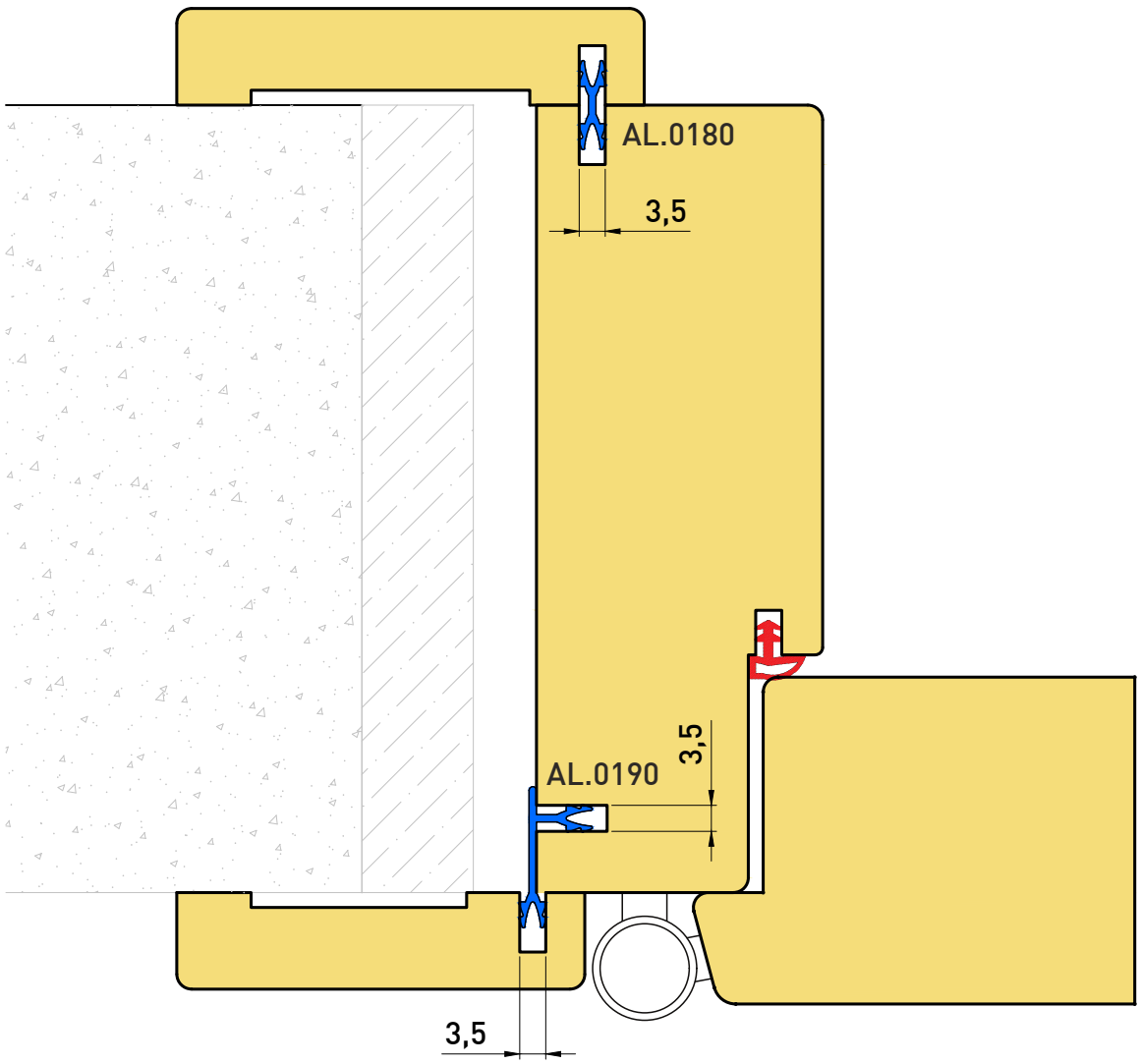

AL.0180

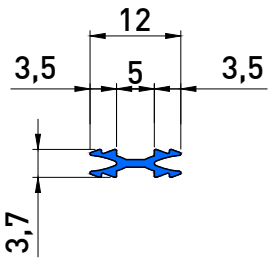

Profilo dritto per giunzione
Straight junction profile
(Confezione 1000 pz. da mm 200)
(200 mm 1000 pcs box)

AL.0190

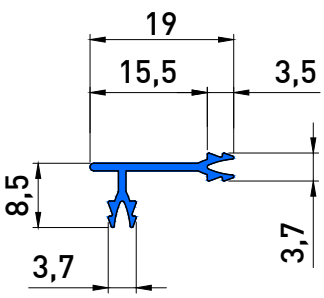

Profilo angolare per giunzione
Angular junction profile
(Confezione 1000 pz. da mm 200)
(200 mm 1000 pcs box)

PROFILI CARTONGESSO

Drywall profiles

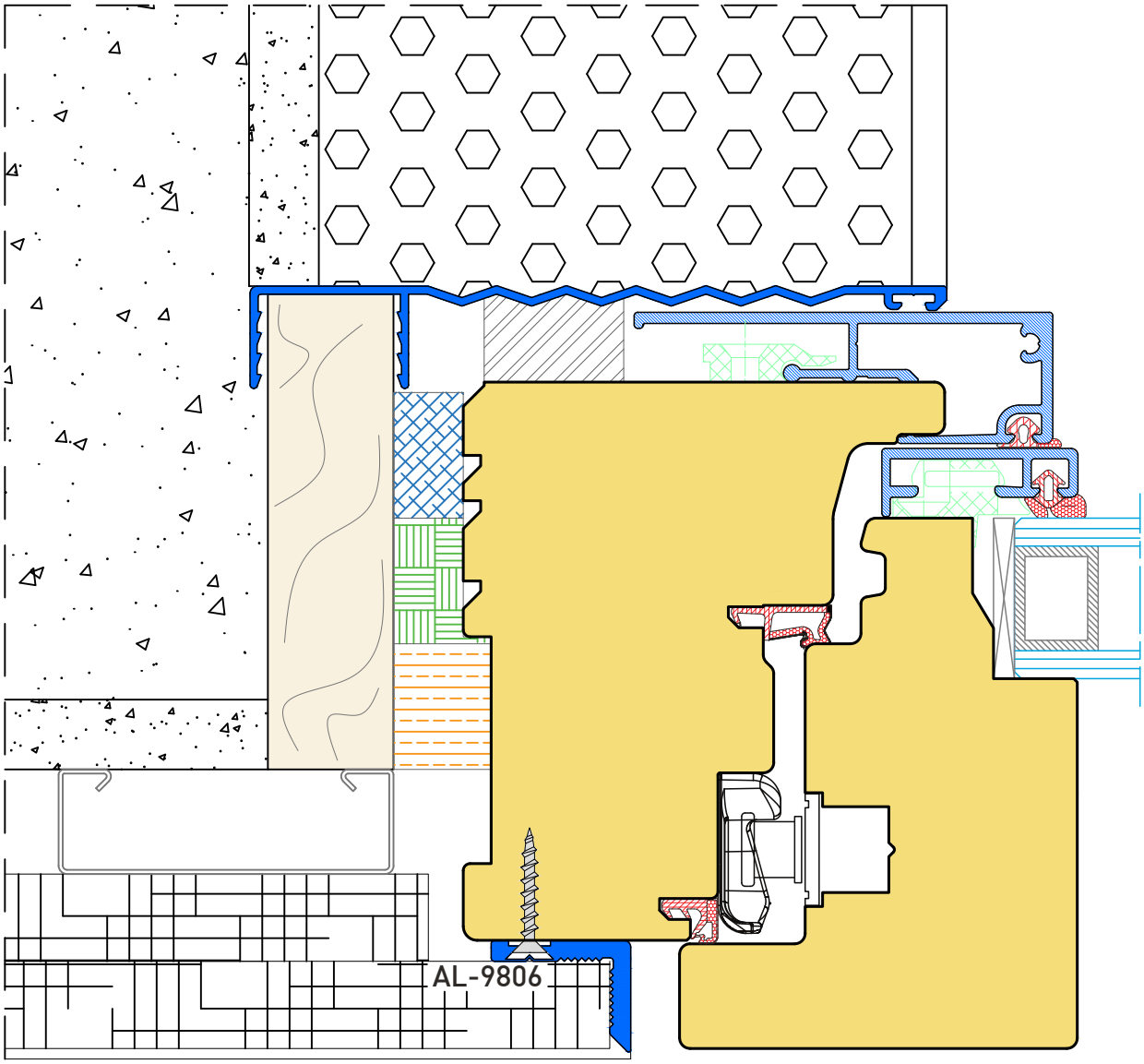
AL-9806

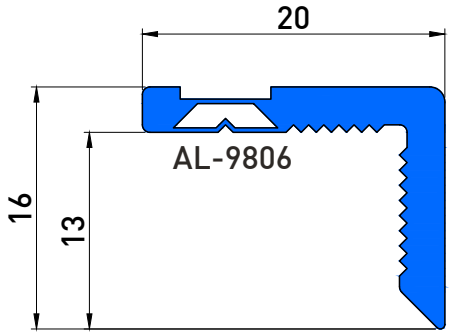
20
AL-9806
16
13

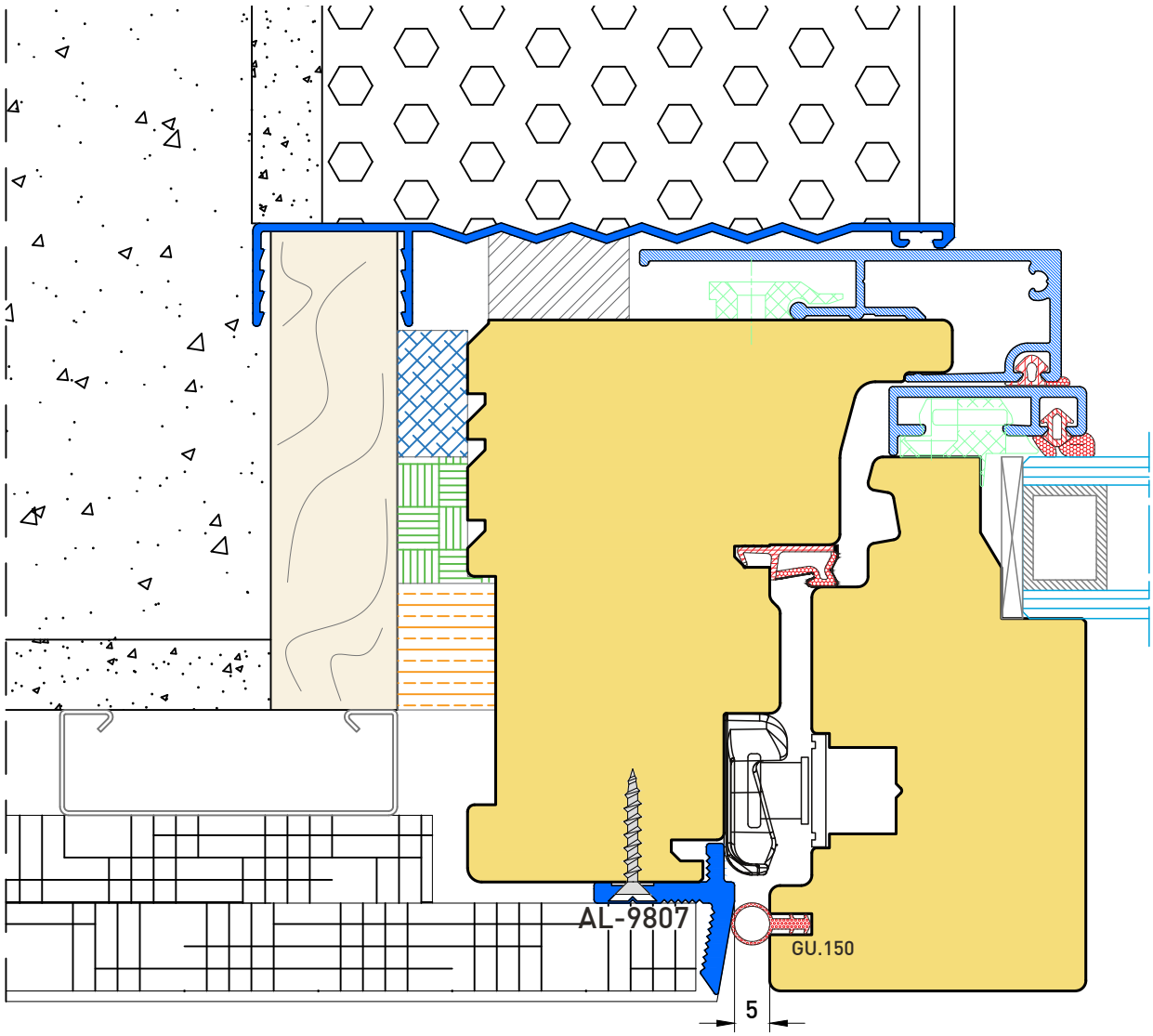

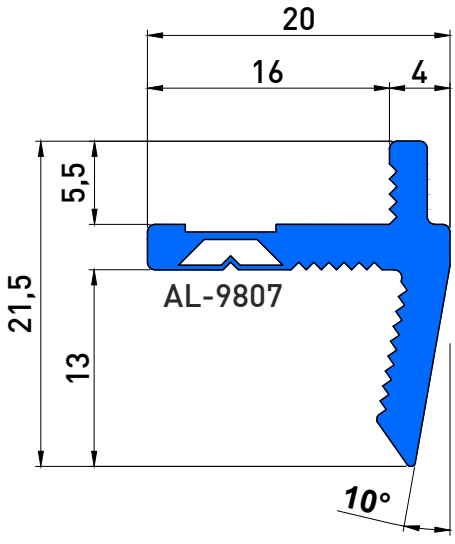

Scala 2:1

PROFILI STANDARD

Profiles

PROFILI STANDARD PROFILES

PIATTI FLAT 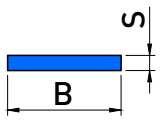 P BxS	15x2 20x2 30x2 40x2 50x2 60x2 70x2 80x2 100x2 120x3
ANGOLARI ANGULAR B = B 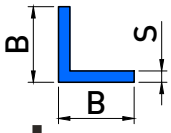 L BxBxS	15x15x2 20x20x2 25x25x2 30x30x2 40x40x2 50x50x2 60x60x2
ANGOLARI ANGULAR B → H 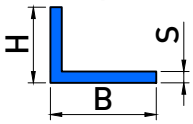 L BxHxS	15x10x2 20x10x2 20x15x2 25x15x2 30x10x2 30x15x2 30x20x2 40x15x2 40x20x2 40x30x2 50x15x2 50x20x2 50x30x2 60x15x2 60x20x2 60x30x2 60x40x2 70x20x2 80x15x2 80x20x2 100x20x2 120x20x2
TUBOLARI QUADRATI SQUARED TUBULAR 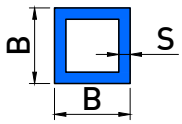 R BxBxS	20x20x2 40x40x2 60x60x2 80x80x2 90x90x2 100x100x2 120x120x2 120x120x4 160x160x3
TUBOLARI RETTANGOLARI RECTANGULAR TUBULAR B-H 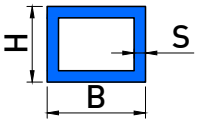 R BxHxS	20x10x1,5 20x15x2 30x10x1,5 30x15x2 30x20x2 40x10x1,5 40x20x2 50x20x2 50x40x2 60x40x2 80x40x2 100x20x2 100x40x2 100x60x2 120x40x2 120x60x2 150x100x3
PROFILI A "U" U PROFILES 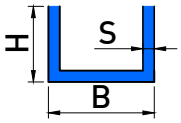 U BxHxS	30x30x2
PROFILI A "T" T PROFILES 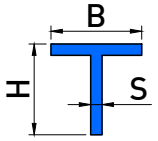 T BxHxS	20x20x2 30x15x2 40x20x2

Clips fermavetro

Glazing bead clips

IMPORTANTE NOVITA'

La nuova clip fermavetro C.302 di Europrofili è l'evoluzione del nostro articolo C.300 già presente da molti anni nella nostra gamma.
Prodotta utilizzando una particolare tecnica di stampaggio ad iniezione che permette di unire due materiali diversi tra loro sfruttando entrambe le loro caratteristiche.
Il corpo principale, quello che permette il fissaggio al serramento, è stampato in nylon per garantire resistenza mentre nella parte a contatto con il vetro viene utilizzata una gomma che risulta morbida rispetto al materiale principale.
Nell'utilizzo della gomma sta proprio la novità della clip, l'uso di questo materiale elimina il rischio di possibili rotture del vetro inconveniente presente nelle clip attuali presenti sul mercato.

IMPORTANT NEWS

Europrofili's new C.302 glass retaining clip is the evolution of our C.300 product, which has been in our range for many years.
It is produced using a special injection molding technique that allows twodifferent materials to be joined together, taking advantage of both their characteristics.
The main body, which allows for attachment to the window frame, is molded from nylon to ensure strength, while the part in contact with the glass is made of rubber that is softer than the main material.
The use of rubber is the novelty of the clip; this material eliminates the risk of possible glass breakage, a problem encountered with current clips on the market.

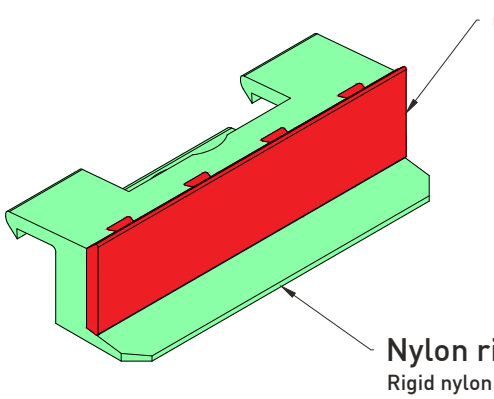

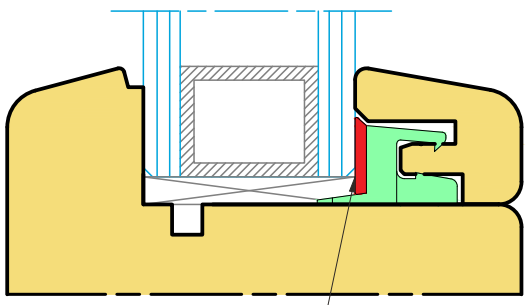

Gomma espansa morbida a contatto con il vetro
Soft foam rubber in contact with glass

PRECAUZIONI DI MONTAGGIO (Fig. 1-2)

1 - Utilizzare un avvitatore con un inserto di lunghezza idonea alla dimensione del mandrino.

2 - Durante il montaggio:
- verificare che il bordo del vetro sia integro in corrispondenza della clip
- premere la clip contro la superficie del vetro mentre si avvita (Fig. 1)
- attenzione a non urtare il vetro con il mandrino dell'avvitatore.

Punto di contatto clip-vetro

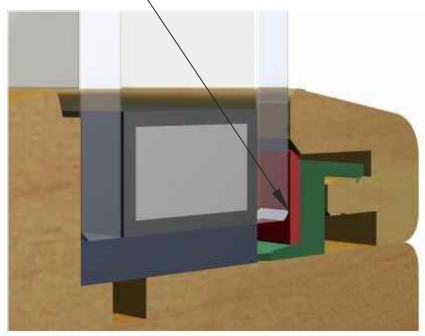

Fig. 1

PRESCRIZIONI DI FISSAGGIO DELLE CLIPS (Fig. 3)

1 - Posizionare le clips come nello schema sottostante:
- ad una distanza dagli angoli di circa 100 mm,
- ad una distanza fra di loro di circa 200 mm,
- minimo 2 clips per lato.

2 - Fissare le clips con viti a testa svasata piana da 3,5 di lunghezza idonea in funzione del tipo di legno (tenero o duro) regolando al minimo la velocità dell'avvitatore, adeguatamente frizionato

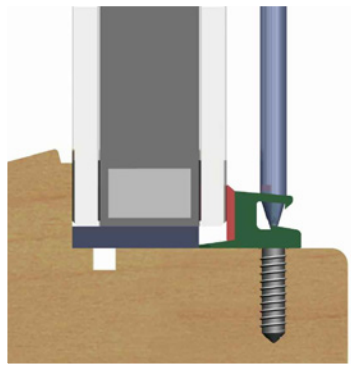

Fig. 2

MOUNTING INSTRUCTIONS
1 - Screwdriver bit must be suitable to spindle dimension
2 - Check integrity of the glass edge to clip position
3 - Keep the clip pushed during screwing
4 - Carefully do not hit the glass with spindle
5 - Clips must be positioned about 100mm from corners, about 200mm between them and minimum 2 every side
6 - Absolutely use friction screwdriver

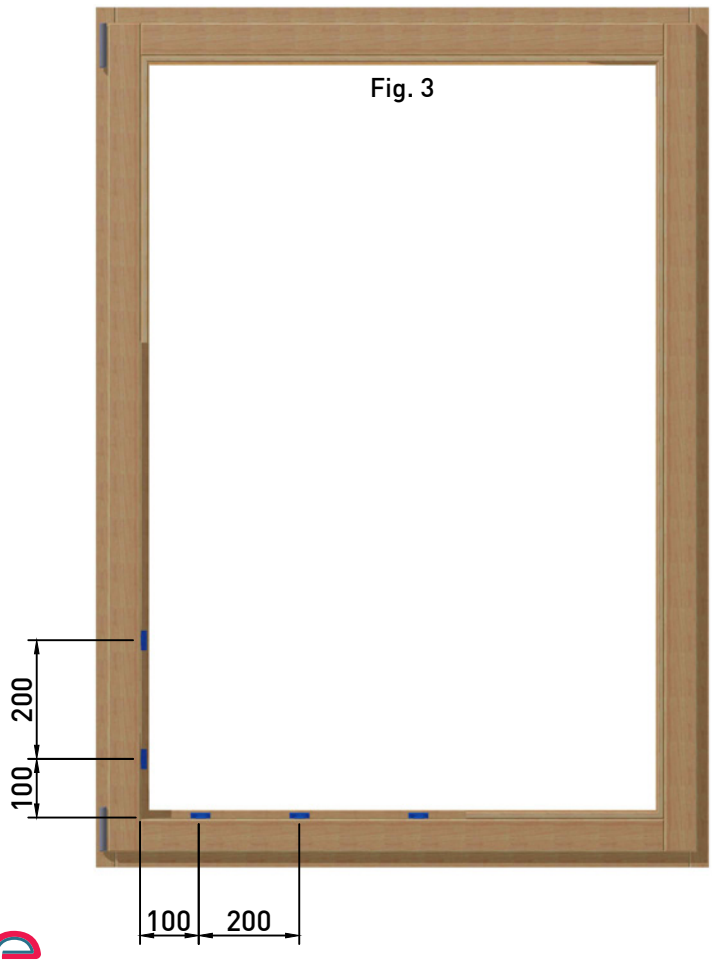

Fig. 3

MONTAGGIO LISTELLO FERMAVETRO (Fig. 4)

1 - Accostare il listello alle clips. Verificare che non esistano impedimenti all'inserimento.
2 - Esercitare una adeguata pressione sul listello, in direzione perpendicolare al vetro, fino al suo completo inserimento.

The glazing bead should be inserted perpendicularly to glass, till end run

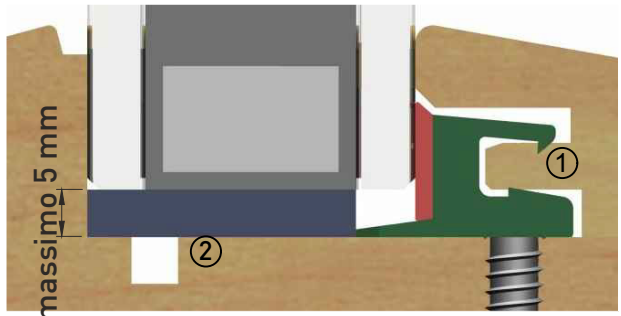

Fig. 4

LIMITI DIMENSIONALI (Fig. 4)

① - Dimensioni minime consigliate del listello: vedere pagine(pg. 106 e 107).
② - Valore massimo spessore per aria vetro: 5 mm.

Minimum dimension: see pages 106 and 107
Maximum thickness of glass air: 5 mm

Nuova Gamma
New range

C.302 (confezione da 500pz)

(500 pcs box)

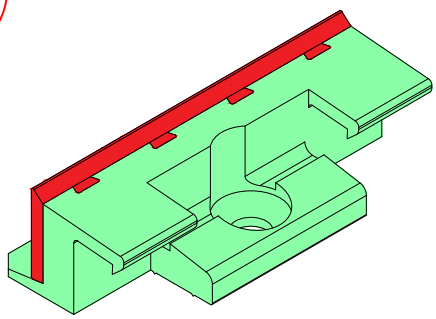

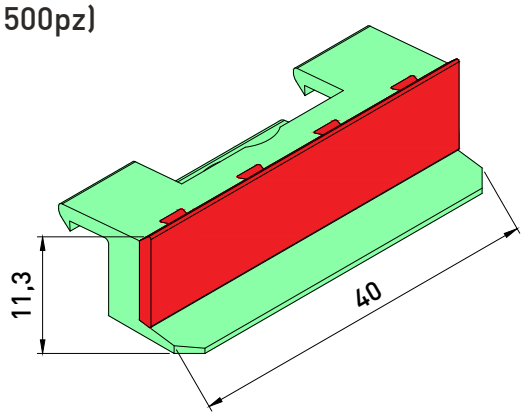

Schema applicazione

Application

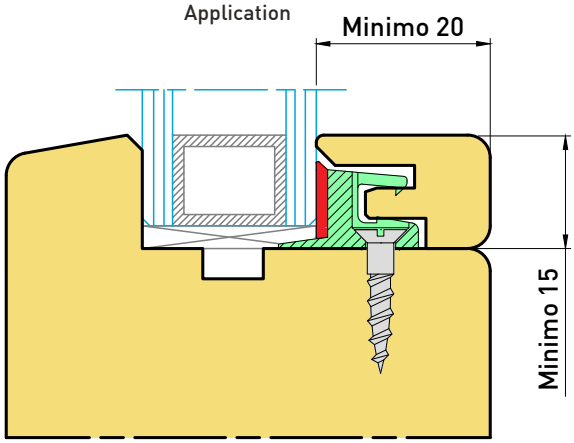

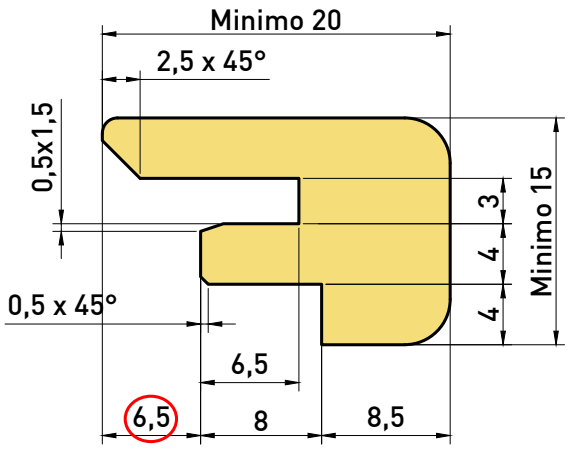

C.300 (confezione da 500pz)

(500 pcs box)

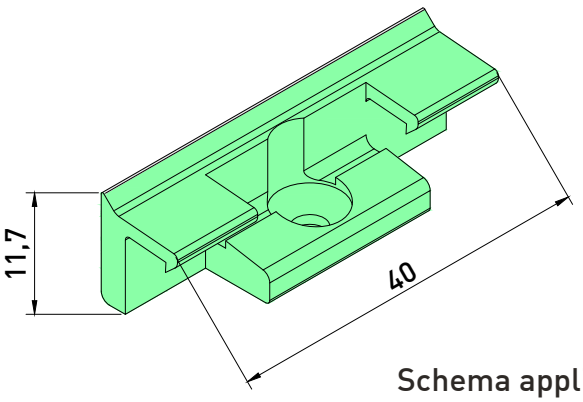

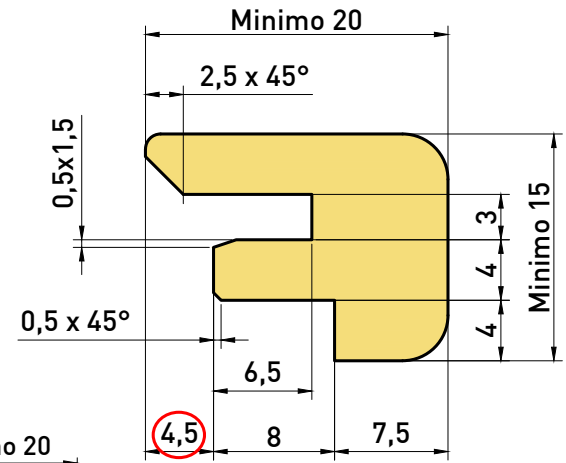

Schema applicazione

Application

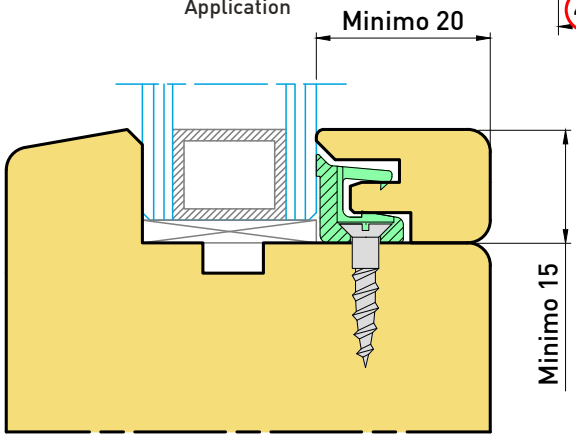

43905931 (confezione da 250pz)

(250 pcs box)

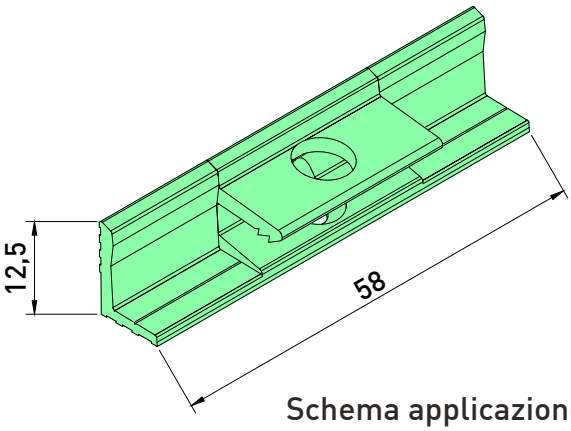

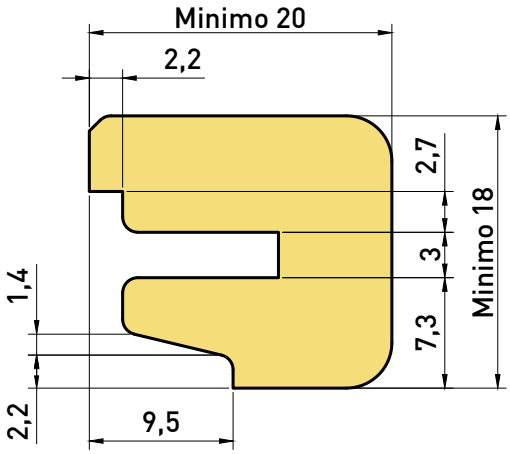

Schema applicazione

Application

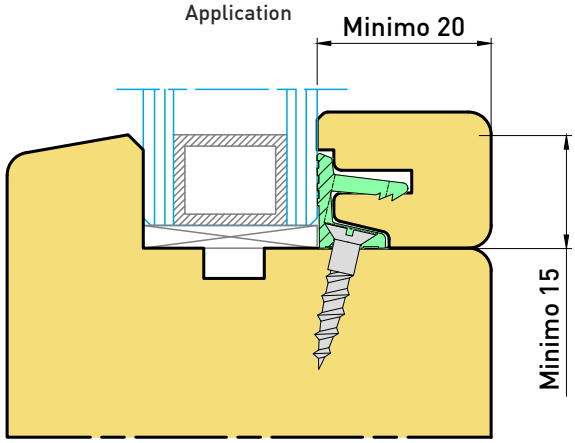

43905933 (confezione da 250pz)

(250 pcs box)

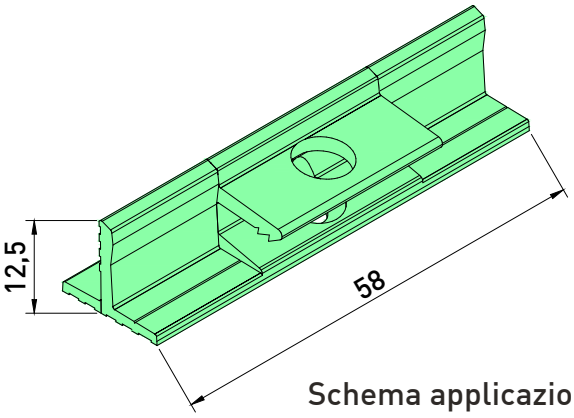

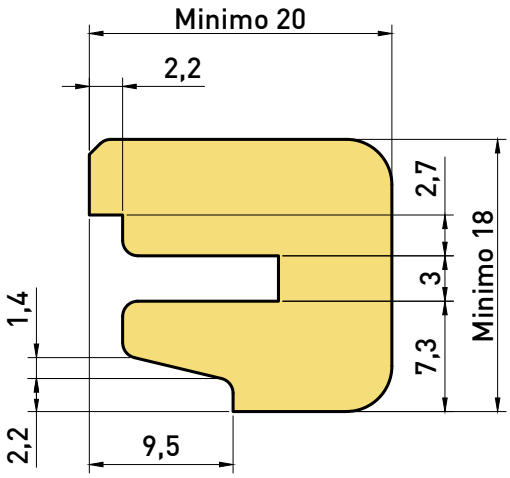

Schema applicazione

Application

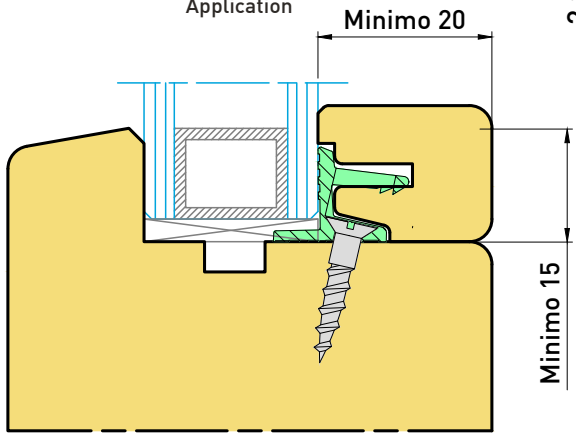

SISTEMA POLARIS

Polaris System

SISTEMA POLARIS con guarnizioni magnetiche POLARIS SISTEM with magnetic gaskets

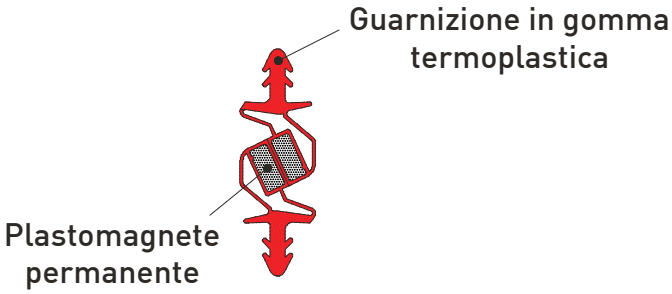

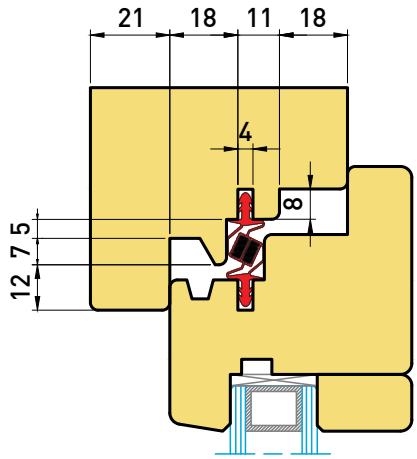

PERCHE' SCEGLIERE POLARIS

Da quando, nel settore serramentistico, è stata introdotta la guarnizione per porte finestre, si sono fatti enormi progressi sia nelle tecniche di costruzione che nell'impiego dei materiali.

Sono sicuramente stati raggiunti buoni risultati di tenuta con i vari tipi di guarnizione attualmente in commercio, ma con la stessa grave carenza comune a tutte le guarnizioni tradizionali: dopo un periodo d'impiego, vari plastomeri perdono buona parte della originaria memoria elastica, pregiudicando la tenuta del serramento in maniera irreversibile.

CON IL SISTEMA DI GUARNIZIONI MAGNETICHE POLARIS IL PROBLEMA E' DEFINITIVAMENTE RISOLTO.

La naturale composizione del suo magnete fa in modo che la forza attrattiva non diminuisca mai d'intensità garantendo perennemente l'ottima tenuta dell'infisso

WHY TO CHOOSE POLARIS SYSTEM

Every gasket used in wooden frames has an old problem: after a period of using the gasket hire a permanent deformation that can compromise window tight. Polaris System solves definitively this problem!
Natural magnet never loos its attractive capacity, it guarantees the best tight of the window!

ACCESSORI SISTEMA POLARIS POLARIS SYSTEM ACCESSORIES

SI.8135.N



AN.8136
(per telaio)

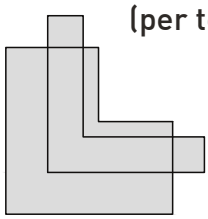

AN.8137
(per anta)

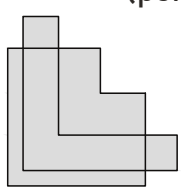

AN.8138
(per battuta centrale)

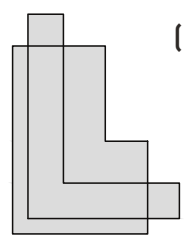

SISTEMA POLARIS con guarnizioni magnetiche POLARIS SISTEM with magnetic gaskets

AL.8140

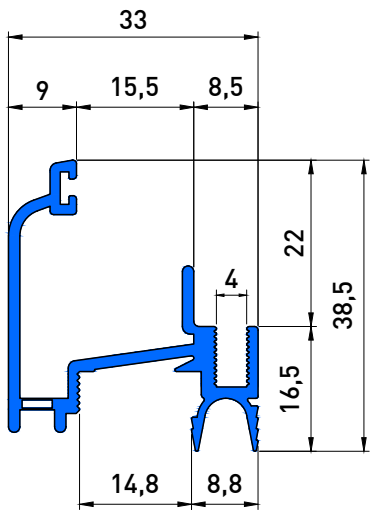

Terminale
End cap
TB.8145
TE.8145
TG.8145

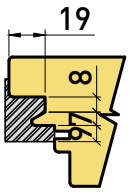

Guarnizione Gasket
GU.204

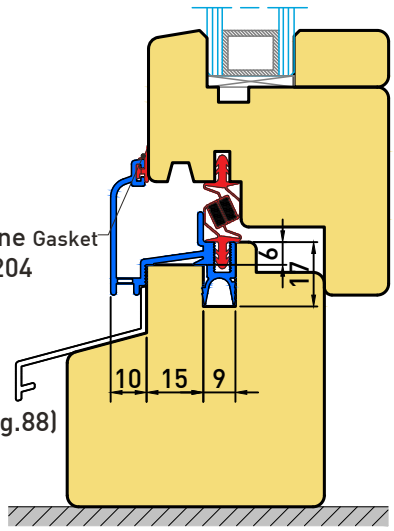

Grondaie (pg.88)
Gutters
AL.0780
AL.0790
AL.0800

AL.8160

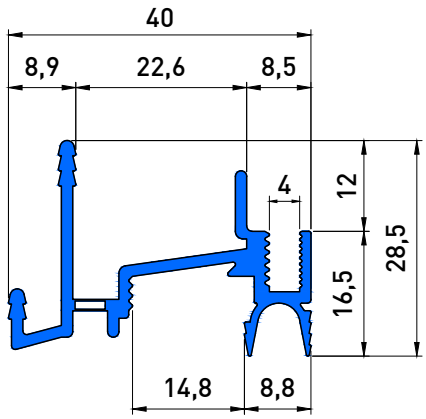

Terminale
End cap
TB.8165
TE.8165
TG.8165
TN.8165

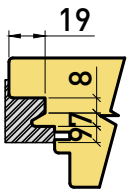

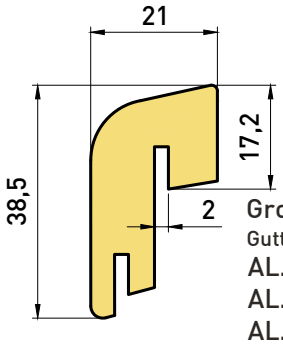

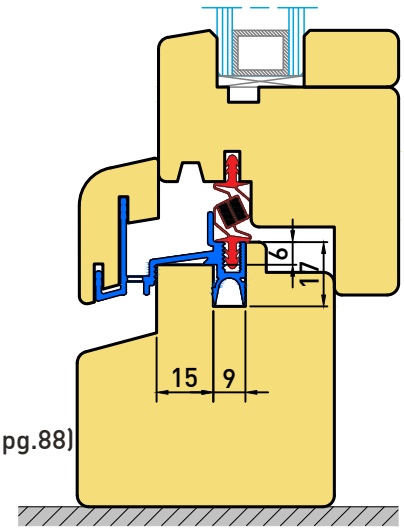

Grondaie (pg.88)
Gutters
AL.0780
AL.0790
AL.0800

PS347

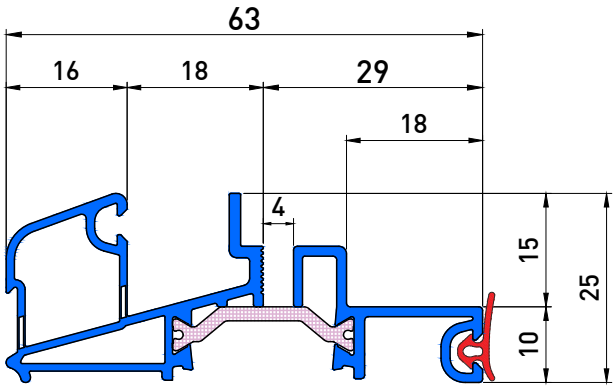

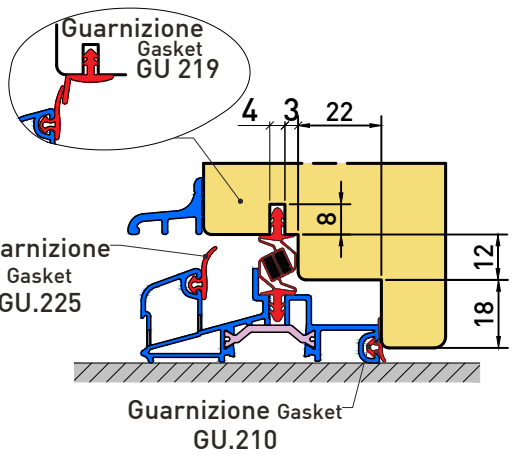

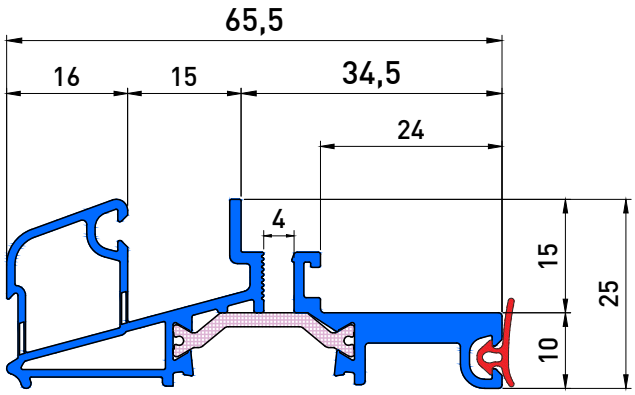
65,5
16
15
34,5
24
4
15
25
10

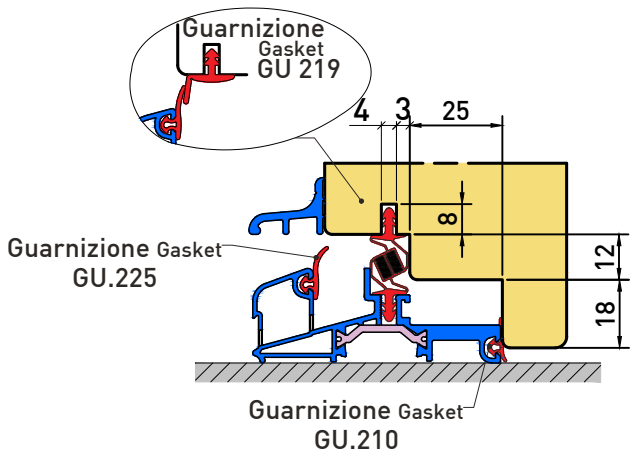
Guarnizione
Gasket
GU 219
4
3
25
8
12
18
Guarnizione Gasket
GU.225
Guarnizione Gasket
GU.210

GUARNIZIONI LEGNO

Wooden gasket

APPLICAZIONE / APPLICATION — MATERIALE / MATERIAL	GR TPE in tripla estrusione triple extrusion TPE	GS EPDM + microspugna microfoam + EPDM	GH TSP
020 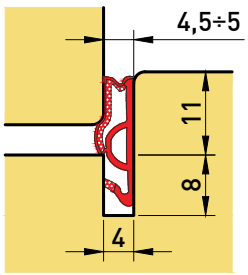	**GR.020**  COD. COLORE GR.020M Marrone Brown GR.020B Bianco White GR.020N Nero Black Scatola: 150mt / Bancale: 4200mt Box Pallet	**GS.020**  COD. COLORE GS.020.M Marrone Brown GS.020.B Bianco White GS.020.N Nero Black Scatola: 200mt / Bancale: 4800mt Box Pallet	
024 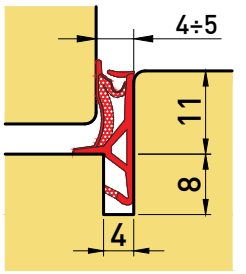	**GR.024**  COD. COLORE GR.024M Marrone Brown GR.024B Bianco White GR.024N Nero Black Scatola: 150mt / Bancale: 4200mt Box Pallet	**GS.024**  COD. COLORE GS.024.M Marrone Brown GS.024.B Bianco White GS.024.N Nero Black Scatola: 200mt / Bancale: 4800mt Box Pallet	
030 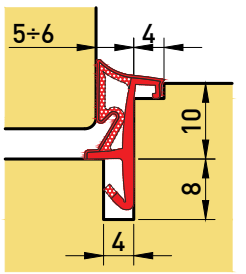	**GR.030**  COD. COLORE GR.030M Marrone Brown GR.030B Bianco White GR.030N Nero Black Scatola: 100mt / Bancale: 2800mt Box Pallet	**GS.034**  COD. COLORE GS.034.M Marrone Brown GS.034.B Bianco White GS.034.N Nero Black Scatola: 200mt / Bancale: 4800mt Box Pallet	**GH.030** TRELLEBORG (L5101)  COD. COLORE GH.030M Marrone Brown GH.030B Bianco White GH.030N Nero Black GH.030G Grigio Gray Scatola: 100mt / Bancale: 2400mt Box Pallet
255 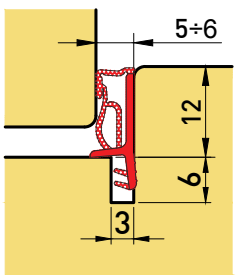			**GH.255** TRELLEBORG (D3830)  COD. COLORE GH.255M Marrone Brown GH.255B Bianco White GH.255N Nero Black GH.255G Grigio Gray Scatola: 150mt / Bancale: 4500mt Box Pallet

APPLICAZIONE / APPLICATION — MATERIALE / MATERIAL	GR TPE in tripla estrusione triple extrusion TPE	GS EPDM + microspugna microfoam + EPDM	GH TSP
050 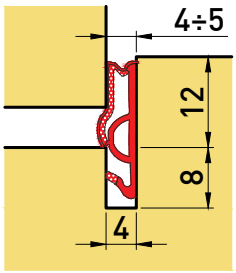	GR.050  COD. / COLORE GR.050M Marrone Brown GR.050B Bianco White GR.050N Nero Black Scatola: 150mt / Bancale: 4200mt Box / Pallet	GS.050  COD. / COLORE GS.050.M Marrone Brown GS.050.B Bianco White GS.050.N Nero Black Scatola: 200mt / Bancale: 4800mt Box / Pallet	GH.050 TRELLEBORG (L3912)  COD. / COLORE GH.050M Marrone Brown GH.050B Bianco White GH.050N Nero Black GH.050G Grigio Gray Scatola: 150mt / Bancale: 4500mt Box / Pallet
250 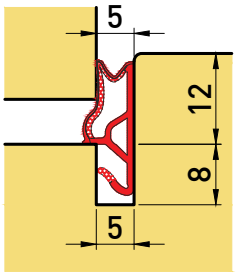	GR 250  COD. / COLORE GR.250M Marrone Brown GR.250B Bianco White GR.250N Nero Black Scatola: 170mt / Bancale: 4760mt	GS 250  COD. / COLORE GS.250.M Marrone Brown GS.250.B Bianco White GS.250.N Nero Black Scatola: 200mt / Bancale: 4800mt Box / Pallet	GH 250 TRELLEBORG (L3450)  COD. / COLORE GH.250M Marrone Brown GH.250B Bianco White GH.250N Nero Black GH.250G Grigio Gray Scatola: 150mt / Bancale: 4500mt Box / Pallet
060 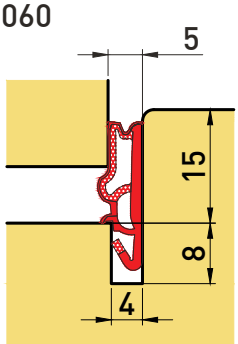	GR.060  COD. / COLORE GR.060M Marrone Brown GR.060B Bianco White GR.060N Nero Black Scatola: 200mt / Bancale: 5600mt Box / Pallet	GS.060  COD. / COLORE GS.060.M Marrone Brown GS.060.B Bianco White GS.060.N Nero Black GS.060.G Grigio Gray Scatola: 200mt / Bancale: 4800mt Box / Pallet	GH.060 TRELLEBORG (L2215)  COD. / COLORE GH.060M Marrone Brown GH.060B Bianco White GH.060N Nero Black GH.060G Grigio Gray Scatola: 120mt / Bancale: 3600mt Box / Pallet
070 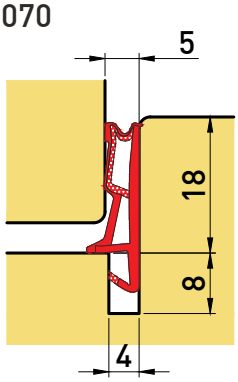	GR 070  COD. / COLORE GR.070M Marrone Brown GR.070B Bianco White GR.070N Nero Black Scatola: 120mt / Bancale: 3360mt Box / Pallet		GH 070 TRELLEBORG (L2218)  COD. / COLORE GH.070M Marrone Brown GH.070B Bianco White GH.070N Nero Black GH.070G Grigio Gray Scatola: 120mt / Bancale: 3600mt Box / Pallet

APPLICAZIONE / APPLICATION — MATERIALE / MATERIAL	GR TPE in tripla estrusione triple extrusion TPE	GS EPDM + microspugna microfoam + EPDM	GH TSP
180 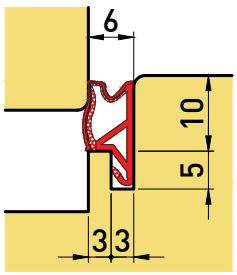	**GR.180**  COD. COLORE GR.180M Marrone Brown GR.180B Bianco White GR.180N Nero Black Scatola: 180mt / Bancale: 5040mt Box Pallet	**GS.180**  COD. COLORE GS.180.M Marrone Brown GS.180.B Bianco White GS.180.N Nero Black Scatola: 150mt / Bancale: 6000mt Box Pallet	
184 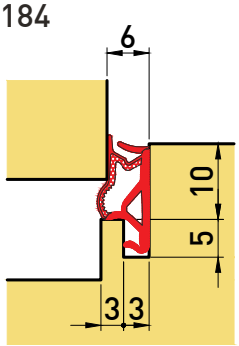	**GR.184**  COD. COLORE GR.184M Marrone Brown GR.184B Bianco White GR.184N Nero Black Scatola: 150mt / Bancale: 4200mt Box Pallet	**GS.184**  COD. COLORE GS.184.M Marrone Brown GS.184.B Bianco White GS.184.N Nero Black Scatola: 150mt / Bancale: 6000mt Box Pallet	**GH.184** TRELLEBORG (L2210)  COD. COLORE GH.184M Marrone Brown GH.184B Bianco White GH.184N Nero Black GH.184G Grigio Gray Scatola: 180mt / Bancale: 5400mt Box Pallet
245 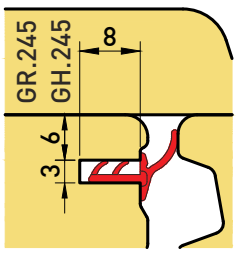	**GR.245** (Materiale TPE monoestrusione)  COD. COLORE GR.245M Marrone Brown GR.245B Bianco White GR.245N Nero Black Scatola: 225mt / Bancale: 6300mt Box Pallet		**GH.245** TRELLEBORG (L5021)  COD. COLORE GH.245M Marrone Brown GH.245B Bianco White GH.245N Nero Black GH.245G Grigio Gray Scatola: 200mt / Bancale: 6000mt Box Pallet
095/190 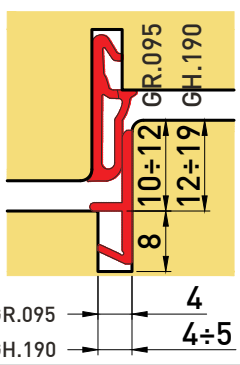	**GR.095** (Materiale TPE monoestrusione) 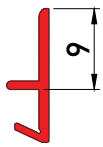 COD. COLORE GR.095M Marrone Brown GR.095B Bianco White GR.095N Nero Black Scatola: 300mt / Bancale: 1500mt Box Pallet		**GH.190** TRELLEBORG (L7008) 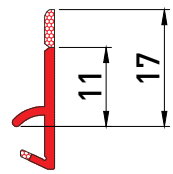 COD. COLORE GH.190M Marrone Brown GH.190B Bianco White GH.190N Nero Black GH.190G Grigio Gray Scatola: 210mt / Bancale: 2940mt Box Pallet

APPLICAZIONE / APPLICATION — MATERIALE / MATERIAL	GR TPE in tripla estrusione triple extrusion TPE	GS EPDM + microspugna microfoam + EPDM	GH TSP
080 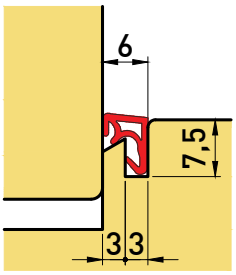	**GR.080** (Materiale TPE monoestrusione)  COD. / COLORE GR.080M Marrone Brown GR.080B Bianco White GR.080N Nero Black Scatola: 300mt / Bancale: 8400mt Box / Pallet	**GS.080**  COD. / COLORE GS.080.M Marrone Brown GS.080.B Bianco White GS.080.N Nero Black Scatola: 200mt / Bancale: 4800mt Box / Pallet	**GH.080** TRELLEBORG (L2120)  COD. / COLORE GH.080M Marrone Brown GH.080B Bianco White GH.080N Nero Black GH.080G Grigio Gray Scatola: 200mt / Bancale: 6000mt Box / Pallet
085 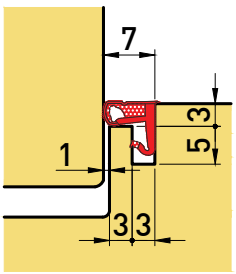	**GR.085**  COD. / COLORE GR.085M Marrone Brown GR.085B Bianco White GR.085N Nero Black Scatola: 225mt / Bancale:6300mt Box / Pallet		**GH.085** (Materiale TSP-Foam) TRELLEBORG (L2020)  COD. / COLORE GH.085M Marrone Brown GH.085B Bianco White GH.085N Nero Black GH.085G Grigio Gray Scatola: 200mt / Bancale:6000mt Box / Pallet
290 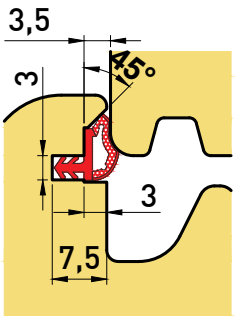	**GR.290**  COD. / COLORE GR.290M Marrone Brown GR.290B Bianco White GR.290N Nero Black Scatola: 300mt / Bancale: 8400mt Box / Pallet	**GS.290**  COD. / COLORE GS.290.M Marrone Brown GS.290.B Bianco White GS.290.N Nero Black Scatola: 200mt / Bancale: 4800mt Box / Pallet	
064 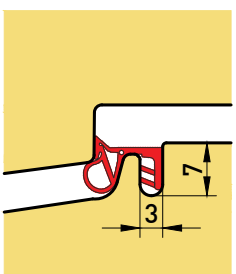	**GR.064** (Materiale TPE monoestrusione)  COD. / COLORE GR.064.G Grigio Dark Gray Scatola: 200mt / Bancale: 1200mt Box / Pallet		

APPLICAZIONE / APPLICATION — MATERIALE / MATERIAL	GR TPE in tripla estrusione triple extrusion TPE	GS EPDM + microspugna microfoam + EPDM	GH TSP
297 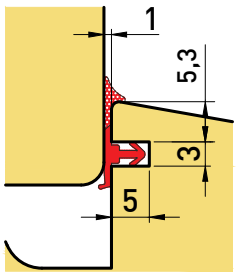 	**GR 297**  COD. — COLORE GR.297M — Marrone Brown GR.297B — Bianco White GR.297N — Nero Black Scatola: 250mt / Bancale: 8000mt Box — Pallet		**GH 297** TRELLEBORG (L7103)  COD. — COLORE GH.297M — Marrone Brown GH.297B — Bianco White GH.297N — Nero Black GH.297G — Grigio Gray Scatola: 300mt / Bancale: 7200mt Box — Pallet
208 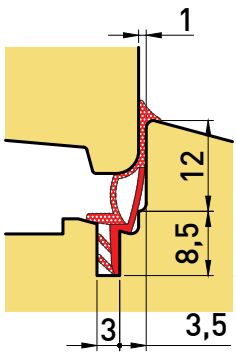 	**GR.208**  COD. — COLORE GR.208M — Marrone Brown GR.208B — Bianco White GR.208N — Nero Black Scatola: 250mt / Bancale: 2000mt Box — Pallet		
710 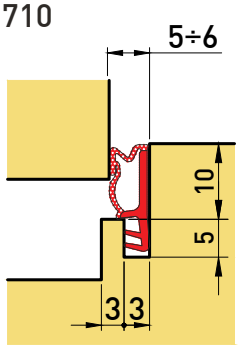 			**GH 710** (Materiale Silicone-EPDM) TRELLEBORG (SC710 HYBRID)  COD. — COLORE GH.710M — Marrone Brown GH.710B — Bianco White GH.710N — Nero Black GH.710G — Grigio Gray Scatola: 175mt / Bancale: 3500mt Box — Pallet
312 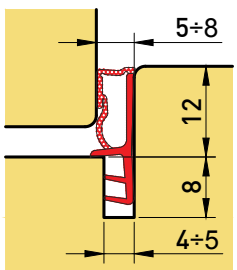 			**GH 312** (Materiale Silicone-EPDM) TRELLEBORG (SC312 HYBRID)  COD. — COLORE GH.312M — Marrone Brown GH.312B — Bianco White GH.312N — Nero Black GH.312G — Grigio Gray Scatola: 175mt / Bancale: 3500mt Box — Pallet

APPLICAZIONE APPLICATION MATERIALE MATERIAL	GR TPE in tripla estrusione triple extrusion TPE	GS EPDM + microspugna microfoam + EPDM	GH TSP
107 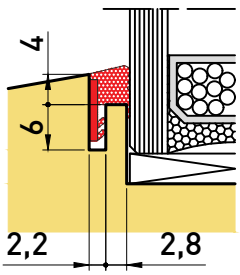	GR 107  COD. COLORE GR.107M Marrone Brown GR.107B Bianco White GR.107N Nero Black GR.107T Trasparente Transparent Scatola: 300mt / Bancale: 9600mt Box Pallet		GH 107 (Materiale TSP-LAN) TRELLEBORG (L7034)  COD. COLORE GH.107M Marrone Brown GH.107B Bianco White GH.107N Nero Black GH.107T Trasparente Transparent GH.107G Grigio Gray Scatola: 250mt / Bancale: 9000mt Box Pallet
100 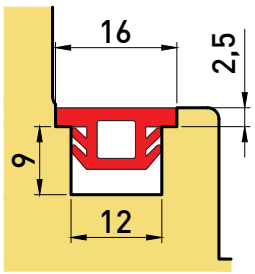			GH 100 (Materiale TSP-LAST) TRELLEBORG (L7022)  COD. COLORE GH.100G Grigio Gray Scatola: 150mt / Bancale: 4500mt Box Pallet
130 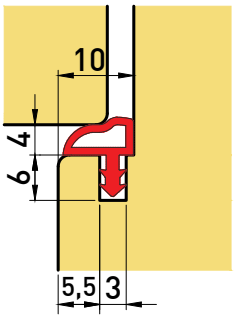	GX.130  COD. COLORE GX.130M Marrone Brown GX.130B Bianco White GX.130N Nero Black Scatola: 255mt / Bancale: 6120mt Box Pallet		
140 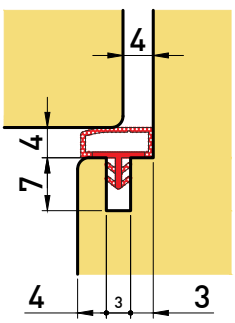	GX.140  COD. COLORE GX.140M Marrone Brown GX.140B Bianco White GX.140N Nero Black Scatola: 350mt / Bancale: 6300mt Box Pallet		

APPLICAZIONE APPLICATION	GU
150 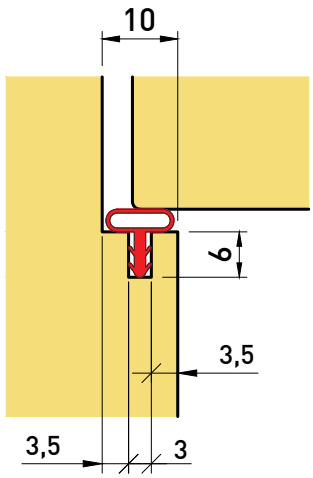	GU.150 (Materiale: Silicone) 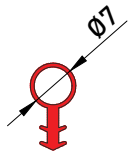 COD. COLORE GU.150.SM Marrone Brown GU.150.SB Bianco White GU.150.SN Nero Black Scatola: 200mt / Bancale: 4000mt Box Pallet
161 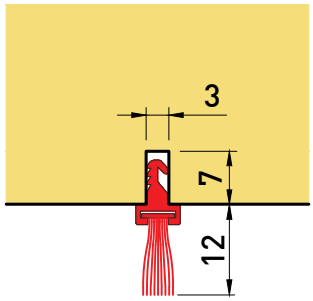	GU.161 (Materiale: Nylon + PVC) 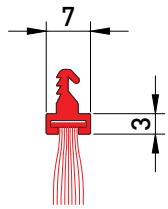 COD. COLORE GU.161.M Marrone Brown GU.161.B Bianco White GU.161.N Nero Black Scatola: 322,5mt (150barre da 2,15mt) Box Bancale: 967,5mt Pallet

	APPLICAZIONE
Materiale: PE	

GP.12

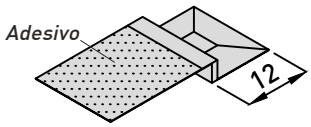

COD.	COLORE
GP.12.M	Marrone Brown
GP.12.B	Bianco White
GP.12.N	Nero Black

Q.tà per confezione: 200pz
Box

GP.19

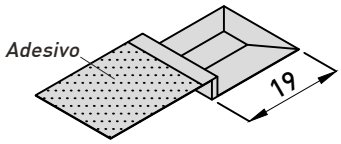

COD.	COLORE
GP.19.M	Marrone Brown
GP.19.B	Bianco White
GP.19.N	Nero Black

Q.tà per confezione: 200pz
Box

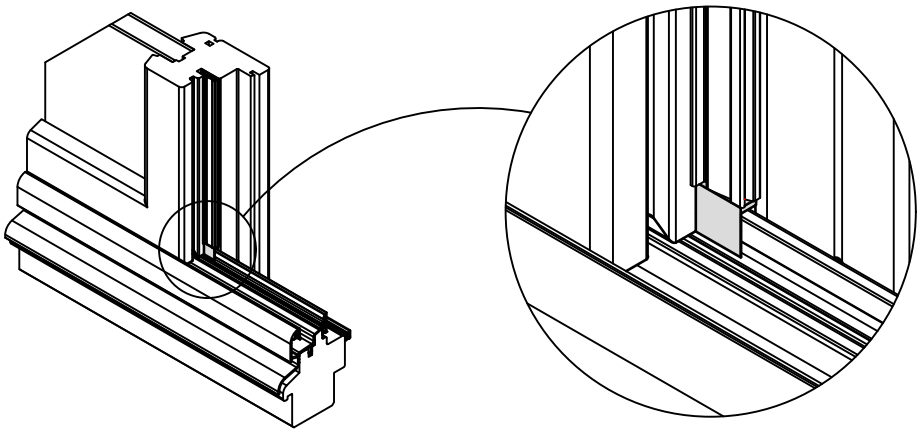

GP.17

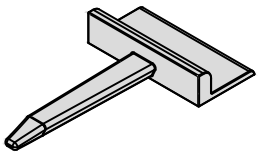

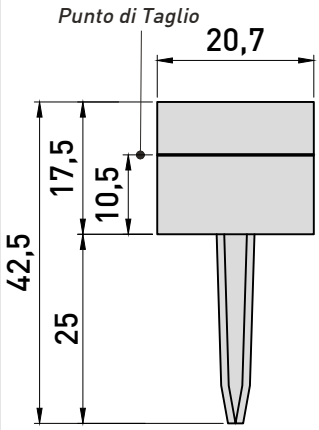

COD.	COLORE
GP.17.M	Marrone Brown
GP.17.B	Bianco White
GP.17.N	Nero Black

Q.tà per confezione: 200pz
Box

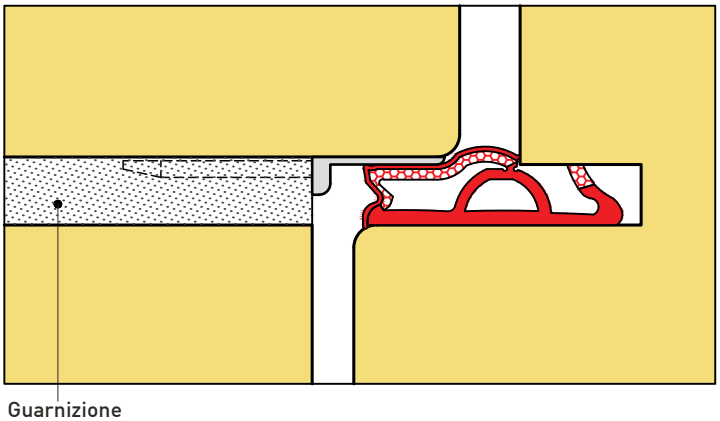

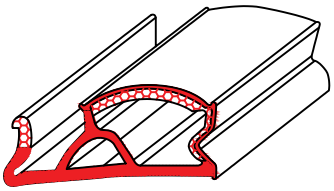



Note Commerciali:
COMMERCIAL NOTES

Soglie confezione standard 36mt
SILLS STANDARD PACKAGING 36mt

Altri profili confezione standard 72mt
OTHER PROFILES STANDARD PACKAGING 72mt

Terminali confezione standard 200pz
END CAPS STANDARD PACKAGING 200pz

Note tecniche profili estrusi in alluminio:

Condizioni di fornitura profili estrusi:
Specifica applicabile a tutti i profili in alluminio lega EN AW 6060
Gli articoli ordinati sono prodotti in conformità alle seguenti norme di riferimento:

NORME DI RIFERIMENTO APPLICABILI:

COMPOSIZIONE CHIMICA E CARATTERISTICHE MECCANICHE SECONDO
UNI EN 573-3 Ed.2000-/-UNI 755-2 Ed.1999-/-UNI 9006/1 Ed.1988
Designazione numerica EN AW-6060 stato fisico T5-/-T6
Durezza HB 60-70

CLASSIFICAZIONE TOLLERANZE APPLICABILI:

DIN 1748/4 Ed.1987
UNI EN 12020-2 Ed.2001
UNI 755-2 Ed.1999
DIN 17615-3 Ed.1987

ALLUMINIO EN AW 6060

Composizione chimica percentuale
Si : da 0.30 a 0.60
Fe: da 0.10 a 0.30
Mg : da 0.35 a 0.60
Cu : max 0.10
Mn : max 0.10
Cr : max 0.05
Zn : max 0.15
Ti : max 0.10

Altre impurità ciascuna max 0.05 (tot max 0.15)
Al : resto

Composizione chimica in conformità alla DIRETTIVA COMUNITARIA 2002/95/CE (RoHS)

Technical notes on extruded aluminum profiles:

Extruded profile supply conditions:
Specification applicable to all profiles in EN AW 6060 aluminum alloy.
The ordered items are manufactured in compliance with the following reference standards:

APPLICABLE REFERENCE STANDARDS:

CHEMICAL COMPOSITION AND MECHANICAL PROPERTIES ACCORDING TO
UNI EN 573-3 Ed. 2000-/-UNI 755-2 Ed. 1999-/-UNI 9006/1 Ed. 1988
Numerical designation EN AW-6060 physical state T5-/-T6
Hardness HB 60-70

CLASSIFICATION OF APPLICABLE TOLERANCES:

DIN 1748/4 Ed.1987
UNI EN 12020-2 Ed.2001
UNI 755-2 Ed.1999
DIN 17615-3 Ed.1987

ALUMINUIM EN AW 6060

Percent chemical composition
Si : da 0.30 a 0.60
Fe: da 0.10 a 0.30
Mg : da 0.35 a 0.60
Cu : max 0.10
Mn : max 0.10
Cr : max 0.05
Zn : max 0.15
Ti : max 0.10

Other impurities each max 0.05 (total max 0.15)
Al: remainder

Chemical composition in accordance with COMMUNITY DIRECTIVE 2002/95/EC (RoHS)

Note Notes

Note Notes

europrofili

SISTEMI PER SERRAMENTI

EU.CC.GOCCEU3

EUROPROFILI Group S.p.A.

Via Padana Superiore, 178 - 25035 Ospitaletto (BS)
Tel: +39 030 2722393 - info@europrofiligroup.it

europrofiligroup.it